

JellisCraig

FLEMINGTON

Suburb Report

Know your neighbourhood.



FLEMINGTON SUBURB REPORT

Median House Price*

Median

\$1.16m

Quarterly Price Change

3.57% ↑

Median Unit Price*

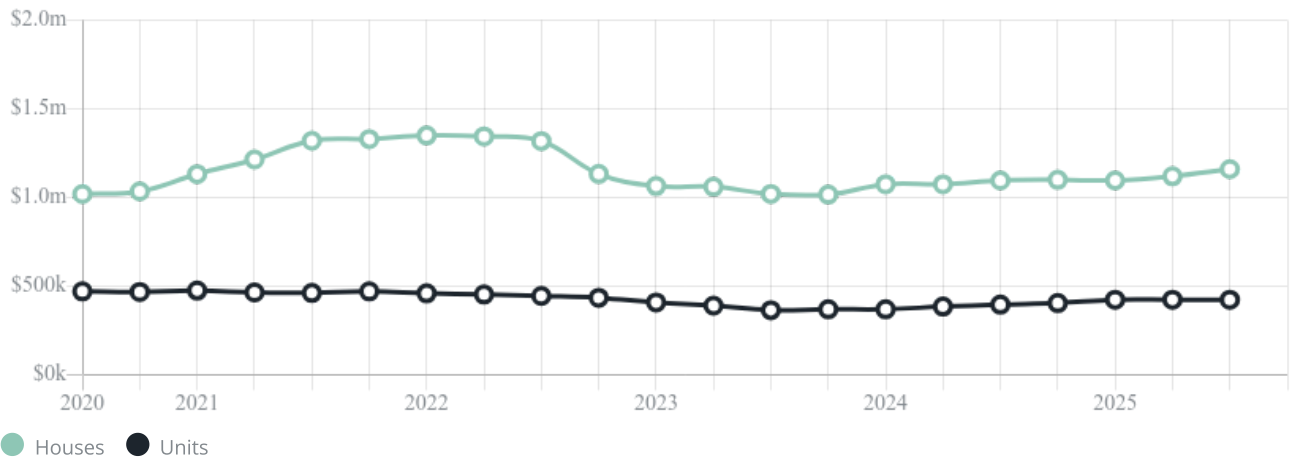
Median

\$424k

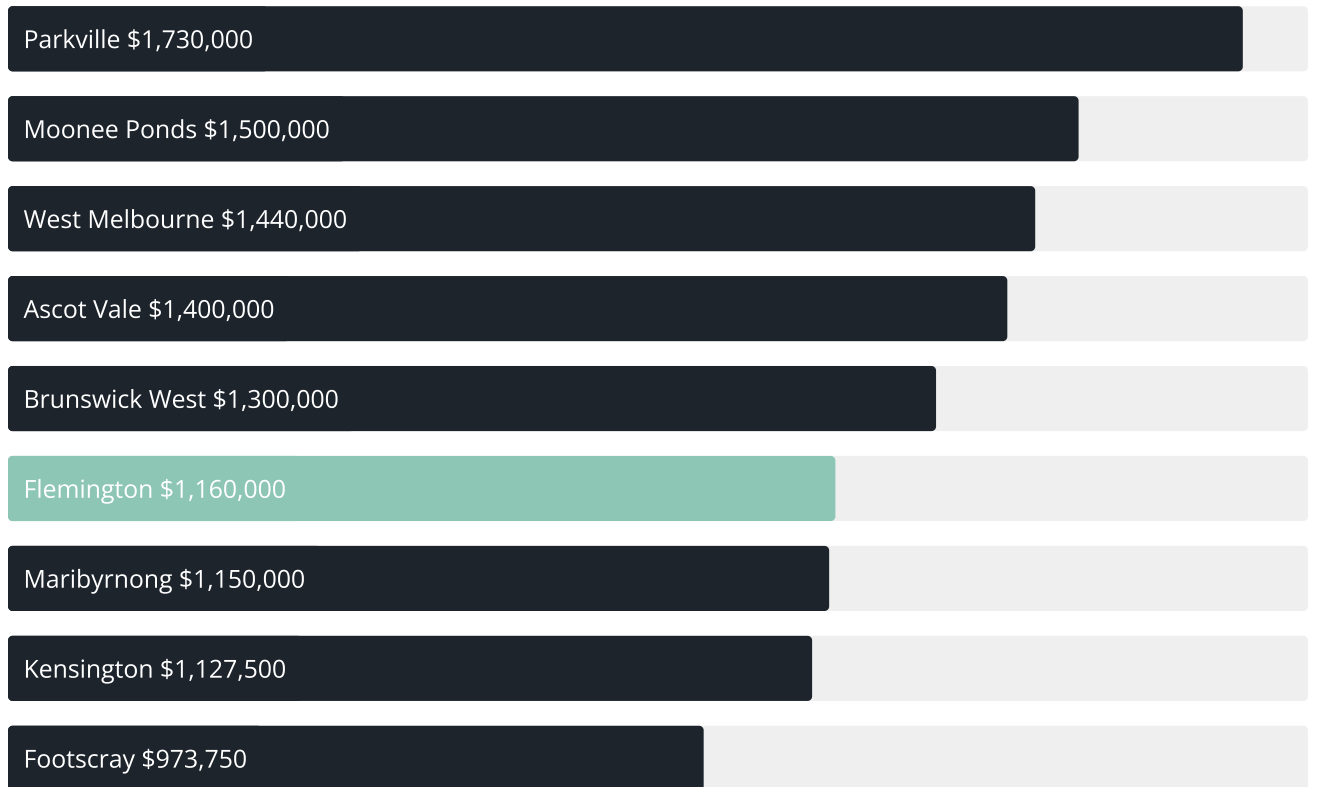
Quarterly Price Change

0.00% ↓

Quarterly Price Change*



FLEMINGTON SUBURB REPORT

Median House Sale Price^{*}Median Unit Sale Price^{*}

FLEMINGTON SUBURB REPORT

Sale Method*



● Auction 34%
● Private 66%

Auction Clearance Rate*

85%

Median Days on Market^

24 days

Average Hold Period*

8.8 years

Dwelling Type^



● Houses 22% ● Units 78%

Ownership^



● Owned Outright 16% ● Mortgaged 24% ● Rented 59%

Population^

7,025

Median Asking Rent per week*

\$650

Population Growth^

-8.99%

Rental Yield*

3.09%

Median Age^











34 years

Median Household Size^











2 people

FLEMINGTON SUBURB REPORT











Discover a snapshot of the most recent results for this suburb, to view the full 12 months of sales history, please go to jellisicraig.com.au/suburbinsights

Address	Bedrooms	Type	Price	Sold
 24 Bryant St Flemingington	2	House	\$1,255,000	20 Dec 2025
 906/1 Ascot Vale Rd Flemingington	1	Apartment	\$380,000	20 Dec 2025
 517/1 Ascot Vale Rd Flemingington	1	Apartment	\$385,000	18 Dec 2025
 12 Lewis St Flemingington	2	House	\$901,000	13 Dec 2025
 2205/1 Ascot Vale Rd Flemingington	2	Apartment	\$508,080	12 Dec 2025
 12/22-28 Canterbury St FLEMINGTON	1	Unit	\$170,000	12 Dec 2025
 912/526 Epsom Rd Flemingington	2	Strata Unit/Flat	\$1,485,000	03 Dec 2025
 1518/1 Ascot Vale Rd Flemingington	2	Apartment	\$557,000	30 Nov 2025
 18 Finsbury St Flemingington	2	House	\$1,120,000	29 Nov 2025
 13/300 Racecourse Rd Flemingington	1	Apartment	\$455,000	27 Nov 2025

FLEMINGTON SUBURB REPORT

Address	Bedrooms	Type	Price	Sold
 18 Duncan St Flemington	3	House	\$1,580,500	27 Nov 2025
 616/526 Epsom Rd Flemington	3	Strata Unit/Flat	\$1,475,000	25 Nov 2025
 43/600 Epsom Rd FLEMINGTON	2	Flat/Unit/Apartment	\$405,000	24 Nov 2025
 31/22-28 Canterbury St Flemington	1	Apartment	\$170,000	19 Nov 2025
 155 Wellington St Flemington	2	House	\$950,000	15 Nov 2025
 6/63 Farnham St Flemington	2	Townhouse	\$1,010,000	15 Nov 2025
 77 Farnham St Flemington	3	House	\$1,541,000	13 Nov 2025
 1516/1 Ascot Vale Rd Flemington	1	House	\$370,000	11 Nov 2025
 28 Church St Flemington	2	House	\$905,000	11 Nov 2025
 11 Brixton St Flemington	4	House	\$1,600,000	08 Nov 2025

FLEMINGTON SUBURB REPORT

Address	Bedrooms	Type	Price	Sold
 29/22-28 Canterbury St Flemington	1	Unit	\$200,000	06 Nov 2025
 420/526 Epsom Rd Flemington	2	Strata Unit/Flat	\$782,500	03 Nov 2025
 504/538 Epsom Rd Flemington	2	Strata Unit/Flat	\$949,900	03 Nov 2025
 412A/72 Ascot Vale Rd Flemington	1	Apartment	\$385,000	30 Oct 2025
 196 Pin Oak Cr Flemington	2	House	\$931,000	29 Oct 2025
 165 Epsom Rd FLEMINGTON	5	House	\$2,115,000	29 Oct 2025
 1014/526 Epsom Rd Flemington	2	Strata Unit/Flat	\$797,500	28 Oct 2025
 57 Illawarra Rd Flemington	3	House	\$1,050,000	27 Oct 2025
 8 Finsbury St Flemington	3	House	\$1,725,000	25 Oct 2025
 19/57 Dover St Flemington	1	Apartment	\$325,000	24 Oct 2025



Kensington Office
291 Racecourse Road, Kensington
03 8378 0500

jellisraig.com.au

Data is current as of PDF generation date 01/01/2026

* Updated Quarterly for the past 12 months

^ Updated daily for the past quarter

~ Updated daily: 33 recent results.

This publication contains data, analytics, statistics and other information supplied by PROPERTYDATAONLINE PTY LTD (PropertyData). The data provided in this publication is of a general nature and should not be construed as specific advice or relied upon in lieu of appropriate professional advice.

PropertyData relies upon data supplied by third parties and while the data is checked and reviewed, PropertyData does not warrant the accuracy or completeness of the information to the full extent permitted by the law and excludes all loss or damage howsoever arising (including through negligence) in connection with the data supplied by PropertyData. The State of Victoria owns the copyright in the Property Sales Data and reproduction of that data in any way without the consent of the State of Victoria will constitute a breach of the Copyright Act 1968 (cth). The State of Victoria does not warrant the accuracy or completeness of the Property Sales Data and any person using or relying upon such information does so on the basis that the State of Victoria accepts no responsibility or liability whatsoever for any errors, faults, defects or omissions in the information supplied.