



Footscray

Suburb Report



Your connection to property insights



JellisCraig

FOOTSCRAY SUBURB REPORT

Median house price¹

Median

\$978k

Quarterly price change

1.29% ↑

Median unit price¹

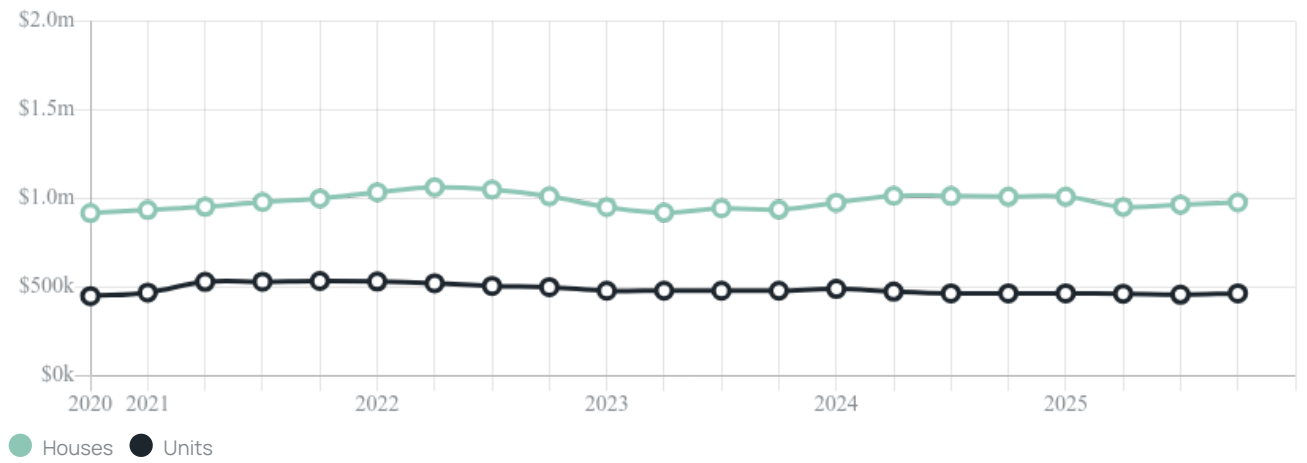
Median

\$465k

Quarterly price change

1.63% ↑

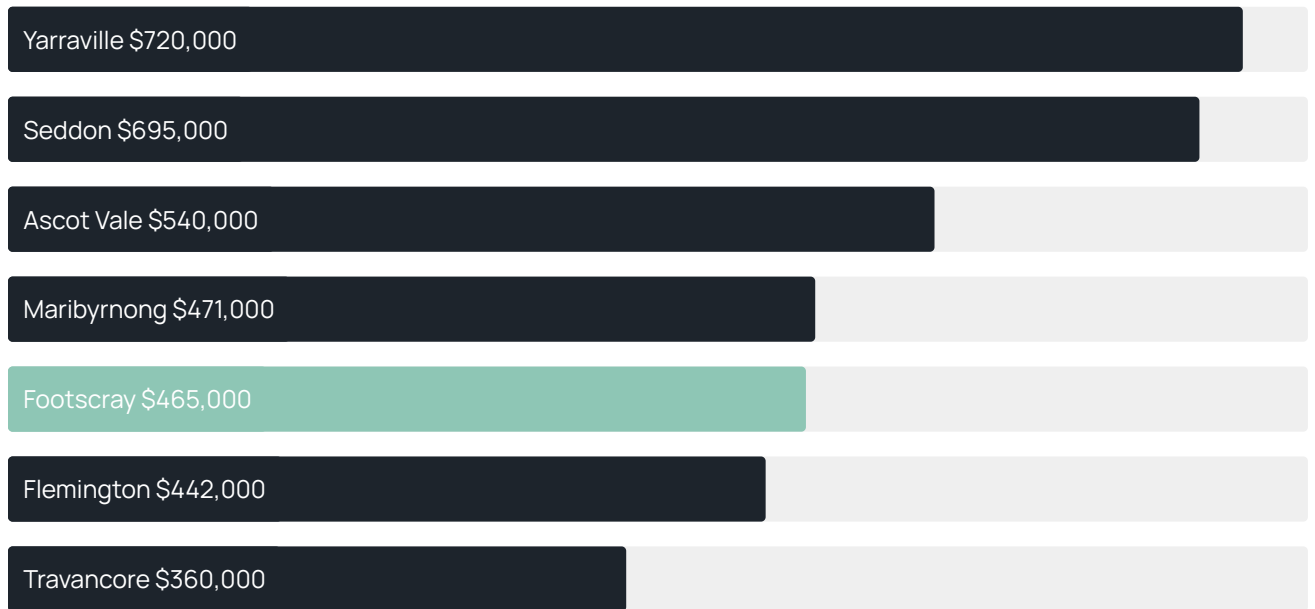
Quarterly price change¹



Median house price¹



Median unit price¹



Sale method²



● Auction 34%
● Private 66%

Auction clearance rate³

52.38%

Median days on market³

30 days

Jellis Craig average inspection attendance per listing⁴

30 groups

Average hold period¹

6.4 years

Dwelling type⁵



● Houses 32% ● Units 68%

Ownership⁵



● Owned outright 16% ● Mortgaged 31% ● Rented 53%

Population⁵

17,131

Median asking rent¹

\$600 per week

Population growth⁵

4.81%

Rental yield¹

3.09%

Median age⁵

34 years











Median household size⁵

2.1 people











FOOTSCRAY SUBURB REPORT

Recent Footscray sales











Discover a snapshot of the most recent results for this suburb, to view the full 12 months of sales history, please go to jellisCraig.com.au/suburb-reports

Address	Bedrooms	Type	Price	Sold
 59 Leander St Footscray	3	House	\$890,000	28 Mar 2026
 1 Wolverhampton St Footscray	1	House	\$765,000	28 Mar 2026
 25 Nicholson St Footscray	2	House	\$1,050,000	28 Mar 2026
 401/39 Ryan St Footscray	3	Apartment	\$750,000	27 Mar 2026
 201/39 Ryan St Footscray	1	Apartment	\$360,000	27 Mar 2026
 2008/1 Warde St Footscray	2	Apartment	\$505,000	24 Mar 2026
 4/50 Eleanor St Footscray	2	Villa	\$534,000	24 Mar 2026
 2b Everard St Footscray	3	Townhouse	\$900,000	23 Mar 2026
 15 Railway Pl Footscray	3	House	\$961,000	22 Mar 2026
 134 Cowper St Footscray	3	House	\$1,260,000	21 Mar 2026

FOOTSCRAY SUBURB REPORT

Address	Bedrooms	Type	Price	Sold
 59 Stafford St Footscray	2	House	\$863,000	21 Mar 2026
 430 Barkly St Footscray	3	House	\$850,000	18 Mar 2026
 22/53 Whitehall St Footscray	2	Apartment	\$500,000	17 Mar 2026
 1206/5 Joseph Rd Footscray	2	Apartment	\$505,000	17 Mar 2026
 306/55 Hopkins St Footscray	2	Apartment	\$487,000	16 Mar 2026
 1406/8 Hallenstein St Footscray	3	Apartment	\$575,000	14 Mar 2026
 1030/18 Albert St Footscray	2	Apartment	\$475,000	14 Mar 2026
 1/44 Geelong Rd FOOTSCRAY	2	Apartment	\$450,000	13 Mar 2026
 723/18 Albert St Footscray	1	Apartment	\$355,000	12 Mar 2026
 1005/1 Joseph Rd Footscray	2	Apartment	\$550,000	12 Mar 2026

FOOTSCRAY SUBURB REPORT

Address	Bedrooms	Type	Price	Sold
 9 Greer St Footscray	3	House	\$955,000	07 Mar 2026
 10/11 Eldridge St Footscray	2	Apartment	\$350,000	07 Mar 2026
 501B/2 Dennis St Footscray	2	Apartment	\$440,000	06 Mar 2026
 10/4 Saltriver Pl Footscray	3	Apartment	\$795,000	06 Mar 2026
 62 Essex St Footscray	5	House	\$1,940,000	06 Mar 2026
 18 Parker St Footscray	3	House	\$1,075,000	06 Mar 2026
 47 Beaurepaire Pde Footscray	3	Townhouse	\$930,000	05 Mar 2026
 21 Railway Pl Footscray	3	House	\$838,000	05 Mar 2026
 37 Errol St Footscray	2	House	\$695,000	03 Mar 2026
 32 Victoria St Footscray	0	Land	\$750,000	03 Mar 2026



Jellis Craig Kensington
291 Racecourse Road, Kensington
03 8378 0500

Jellis Craig acknowledges and pays our respects to the Bunurong People, the Wadawurrung People, the Dja Dja Wurrung People and the Wurundjeri People as the Traditional Owners and original custodians of the lands on which Jellis Craig operates.

Data is current as of PDF generation date 01/04/2026

- 1 Property Data Online, updated quarterly for the past 12 months
- 2 Property Data Online, updated daily for the past 12 months
- 3 Property Data Online, updated daily for the past quarter
- 4 Jellis Craig's average inspection attendance per listing (houses) over the last 12 months, updated daily
- 5 2021 Australian Census
- 6 Property Data Online, updated daily

This publication contains data, analytics, statistics and other information supplied by PROPERTYDATAONLINE PTY LTD (PropertyData). The data provided in this publication is of a general nature and should not be construed as specific advice or relied upon in lieu of appropriate professional advice.

PropertyData relies upon data supplied by third parties and while the data is checked and reviewed, PropertyData does not warrant the accuracy or completeness of the information to the full extent permitted by the law and excludes all loss or damage howsoever arising (including through negligence) in connection with the data supplied by PropertyData. The State of Victoria owns the copyright in the Property Sales Data and reproduction of that data in any way without the consent of the State of Victoria will constitute a breach of the Copyright Act 1968 (cth). The State of Victoria does not warrant the accuracy or completeness of the Property Sales Data and any person using or relying upon such information does so on the basis that the State of Victoria accepts no responsibility or liability whatsoever for any errors, faults, defects or omissions in the information supplied.