



Footscray

Suburb Report



Your connection to property insights



JellisCraig

FOOTSCRAY SUBURB REPORT

Median house price¹

Median

\$963k

Quarterly price change

-1.48% ↓

Median unit price¹

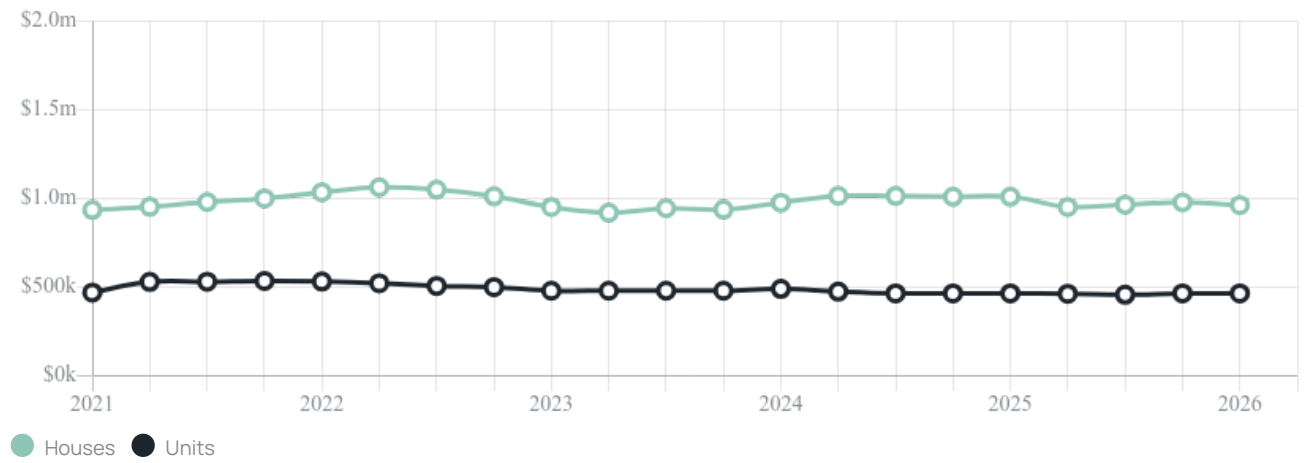
Median

\$465k

Quarterly price change

0.00% ↓

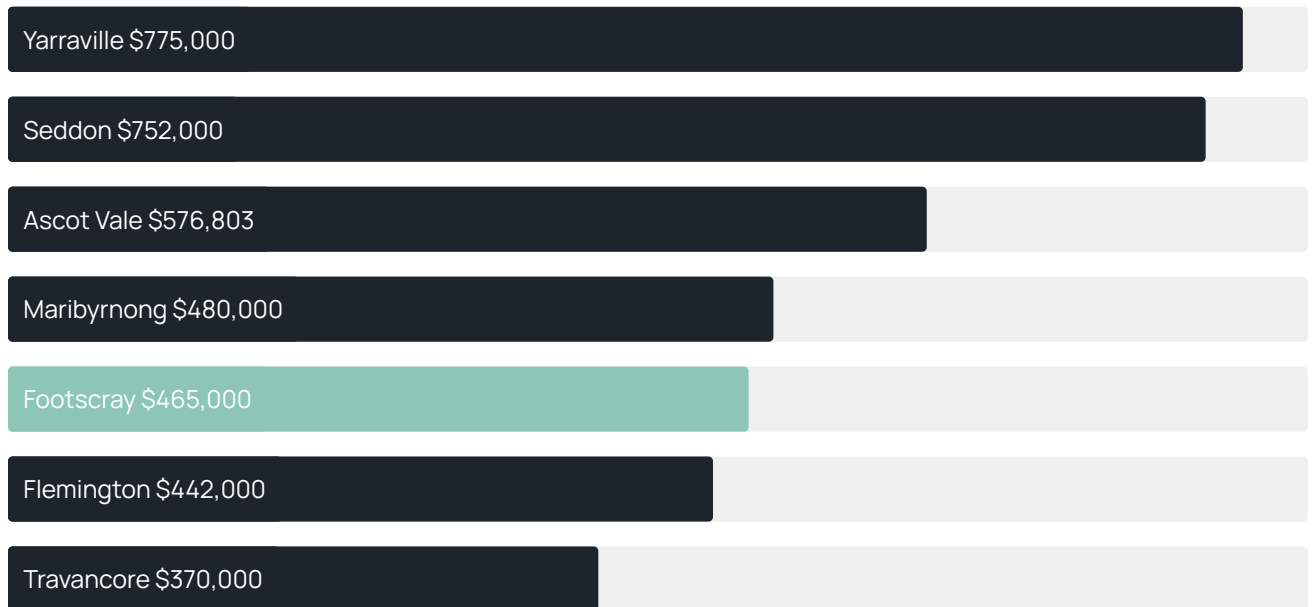
Quarterly price change¹



Median house price¹



Median unit price¹



Sale method²



● Auction 36%
● Private 64%

Auction clearance rate³

55.56%

Median days on market³

31 days

Jellis Craig average inspection attendance per listing⁴

31 groups

Average hold period¹

6.4 years

Dwelling type⁵



● Houses 32% ● Units 68%

Ownership⁵



● Owned outright 16% ● Mortgaged 31% ● Rented 53%

Population⁵

17,131

Median asking rent¹

\$600 per week

Population growth⁵

4.81%

Rental yield¹

3.09%

Median age⁵

34 years











Median household size⁵

2.1 people











FOOTSCRAY SUBURB REPORT

Recent Footscray sales











Discover a snapshot of the most recent results for this suburb, to view the full 12 months of sales history, please go to jellisraig.com.au/suburb-reports

Address	Bedrooms	Type	Price	Sold
 37 Leander St Footscray	2	House	\$999,000	30 May 2026
 6 Coward St Footscray	2	House	\$681,600	30 May 2026
 402/39 Ryan St Footscray	3	Apartment	\$710,000	28 May 2026
 23/99-109 Creswick St Footscray	2	Apartment	\$421,000	23 May 2026
 11/6 Rosamond Rd Footscray	2	House	\$550,000	22 May 2026
 408/8 Joseph Rd Footscray	3	Apartment	\$840,000	20 May 2026
 106/21 Moreland St Footscray	3	Apartment	\$650,000	19 May 2026
 1/275-279 Ballarat Rd Footscray	2	Townhouse	\$600,000	19 May 2026
 1/92 Paisley St Footscray	2	Townhouse	\$600,000	19 May 2026
 20 Coral Av Footscray	4	House	\$1,220,000	16 May 2026

FOOTSCRAY SUBURB REPORT

Address	Bedrooms	Type	Price	Sold
 51A Macpherson St Footscray	2	House	\$805,000	16 May 2026
 89 Summerhill Rd Footscray	3	House	\$1,130,000	16 May 2026
 1302/5 Joseph Rd Footscray	2	Apartment	\$515,000	14 May 2026
 608/90 Buckley St Footscray	1	Apartment	\$340,000	13 May 2026
 30/31 Moreland St Footscray	2	Apartment	\$605,000	13 May 2026
 10 Southampton St Footscray	3	House	\$1,110,000	13 May 2026
 16/2 Saltriver Pl Footscray	3	Apartment	\$780,000	12 May 2026
 9b Park St Footscray	3	Townhouse	\$980,000	06 May 2026
 104/20 Arthur St Footscray	2	Apartment	\$485,000	06 May 2026
 66 McDougall Dr FOOTSCRAY	3	Townhouse	\$1,230,000	05 May 2026

FOOTSCRAY SUBURB REPORT

Address	Bedrooms	Type	Price	Sold
 1207/8 Joseph Rd Footscray	2	Apartment	\$622,500	02 May 2026
 8/5 Saltriver Pl Footscray	3	Apartment	\$875,000	02 May 2026
 13 Southampton St Footscray	3	House	\$967,000	02 May 2026
 34 Chatham St Footscray	3	House	\$842,000	02 May 2026
 12 Leigh St Footscray	3	House	\$1,220,000	01 May 2026
 21 Lovett Wlk Footscray	3	Townhouse	\$877,000	30 Apr 2026
 803/59 Paisley St Footscray	2	Apartment	\$460,000	29 Apr 2026
 1036/18 Albert St Footscray	1	Apartment	\$334,000	29 Apr 2026
 1306/1 Joseph Rd Footscray	2	Apartment	\$605,000	29 Apr 2026
 5/9 Mary St Footscray	2	Townhouse	\$792,500	29 Apr 2026



Jellis Craig Kensington
291 Racecourse Road, Kensington
03 8378 0500

Jellis Craig acknowledges and pays our respects to the Bunurong People, the Wadawurrung People, the Dja Dja Wurrung People and the Wurundjeri People as the Traditional Owners and original custodians of the lands on which Jellis Craig operates.

Data is current as of PDF generation date 01/06/2026

- 1 Property Data Online, updated quarterly for the past 12 months
- 2 Property Data Online, updated daily for the past 12 months
- 3 Property Data Online, updated daily for the past quarter
- 4 Jellis Craig's average inspection attendance per listing (houses) over the last 12 months, updated daily
- 5 2021 Australian Census
- 6 Property Data Online, updated daily

This publication contains data, analytics, statistics and other information supplied by PROPERTYDATAONLINE PTY LTD (PropertyData). The data provided in this publication is of a general nature and should not be construed as specific advice or relied upon in lieu of appropriate professional advice.

PropertyData relies upon data supplied by third parties and while the data is checked and reviewed, PropertyData does not warrant the accuracy or completeness of the information to the full extent permitted by the law and excludes all loss or damage howsoever arising (including through negligence) in connection with the data supplied by PropertyData. The State of Victoria owns the copyright in the Property Sales Data and reproduction of that data in any way without the consent of the State of Victoria will constitute a breach of the Copyright Act 1968 (cth). The State of Victoria does not warrant the accuracy or completeness of the Property Sales Data and any person using or relying upon such information does so on the basis that the State of Victoria accepts no responsibility or liability whatsoever for any errors, faults, defects or omissions in the information supplied.