

JellisCraig

FOREST HILL

Suburb Report

Know your neighbourhood.



FOREST HILL SUBURB REPORT

Median House Price*

Median

\$1.22m

Quarterly Price Change

3.22% ↑

Median Unit Price*

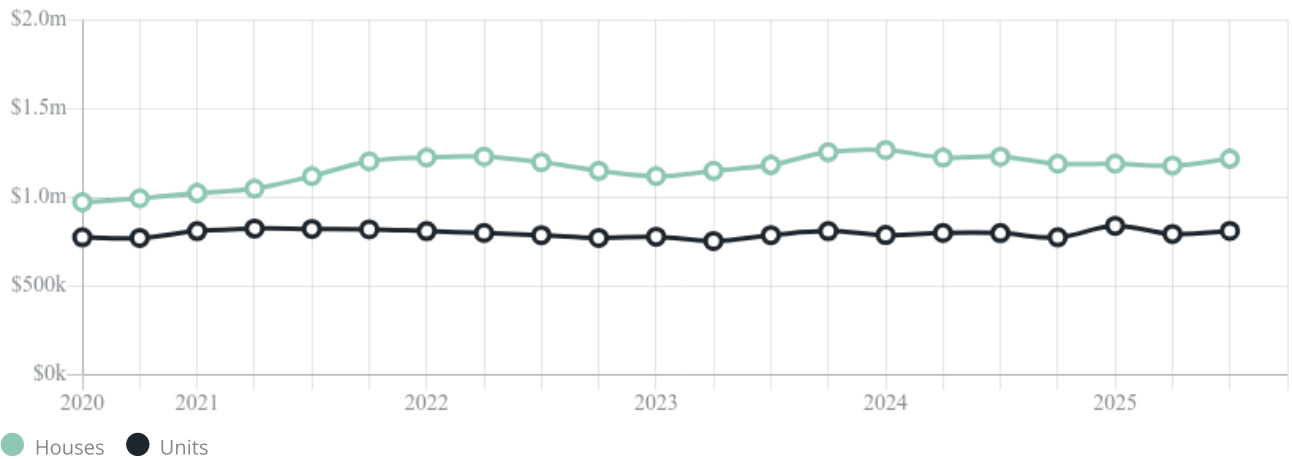
Median

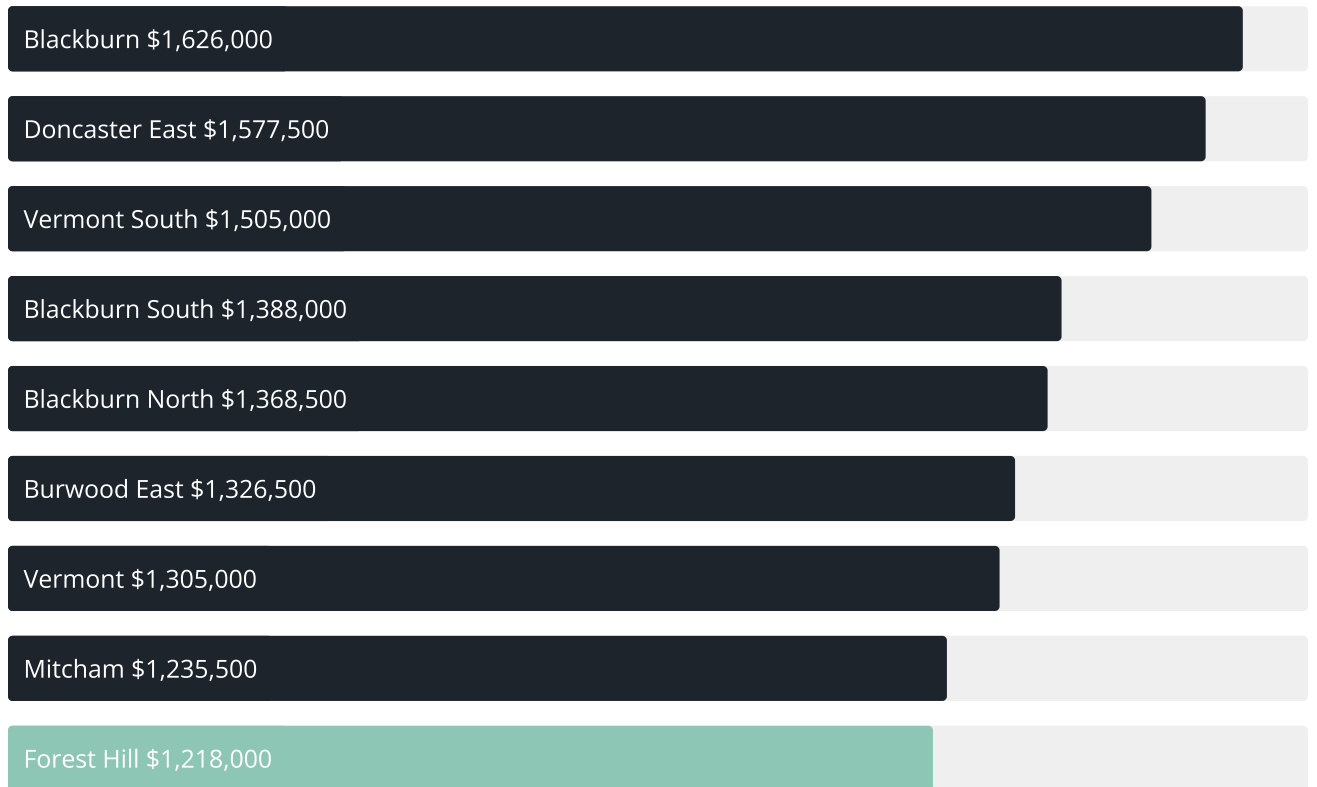
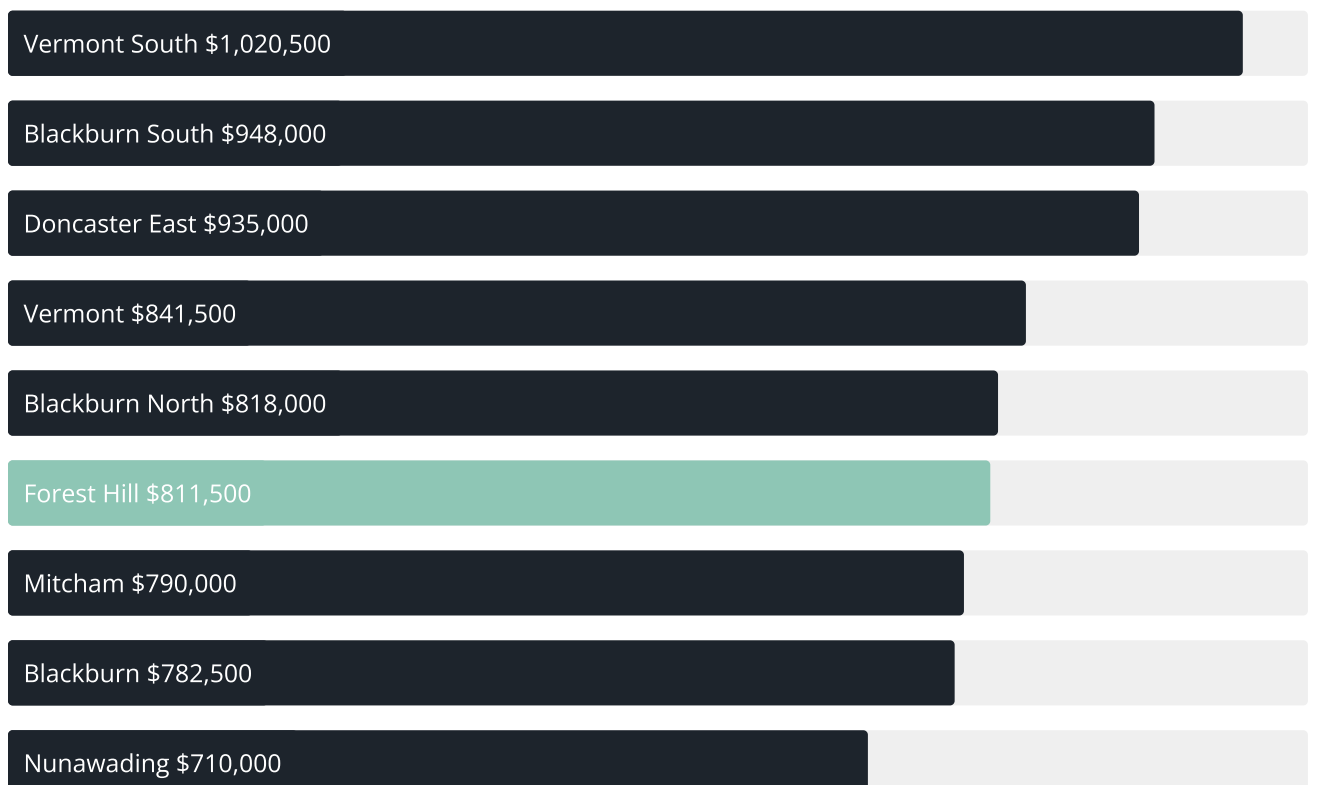
\$812k

Quarterly Price Change

2.20% ↑

Quarterly Price Change*



Median House Sale Price^{*}Median Unit Sale Price^{*}

FOREST HILL SUBURB REPORT

Sale Method^{*}Auction Clearance Rate^{*}

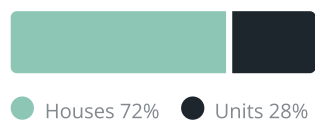
86.96%

Median Days on Market[^]

25 days

Average Hold Period^{*}

10.1 years

Dwelling Type[^]Ownership[^]Population[^]

10,780

Median Asking Rent per week^{*}

\$650

Population Growth[^]

1.45%

Rental Yield^{*}

2.5%

Median Age[^]











42 years

Median Household Size[^]











2.5 people

FOREST HILL SUBURB REPORT











Discover a snapshot of the most recent results for this suburb, to view the full 12 months of sales history, please go to jellisicraig.com.au/suburbinsights

Address	Bedrooms	Type	Price	Sold
 35 Morloc St Forest Hill	4	House	\$1,500,000	29 Nov 2025
 2/39 Faulkner St Forest Hill	2	Townhouse	\$1,020,000	29 Nov 2025
 321/251 Canterbury Rd Forest Hill	1	Apartment	\$305,000	26 Nov 2025
 6/259 Canterbury Rd Forest Hill	2	Apartment	\$473,000	25 Nov 2025
 5 Parkmore Rd Forest Hill	3	House	\$1,020,000	22 Nov 2025
 5 Martin Ct Forest Hill	3	House	\$1,264,000	22 Nov 2025
 6 Ashley Ct Forest Hill	5	House	\$2,168,888	15 Nov 2025
 140 Mount Pleasant Rd Forest Hill	3	House	\$1,266,000	15 Nov 2025
 6 Flora Gr Forest Hill	3	House	\$1,367,000	13 Nov 2025
 20/259 Canterbury Rd FOREST HILL	1	Apartment	\$425,000	12 Nov 2025

FOREST HILL SUBURB REPORT

Address	Bedrooms	Type	Price	Sold
 94 Husband Rd Forest Hill	3	House	\$1,140,000	08 Nov 2025
 7 Glen Valley Rd Forest Hill	5	House	\$1,821,000	08 Nov 2025
 13 Jackson St Forest Hill	3	House	\$1,155,000	30 Oct 2025
 53 Heathcote Dr Forest Hill	3	House	\$845,000	30 Oct 2025
 18 Ansett Cr Forest Hill	4	House	\$1,376,000	25 Oct 2025
 7 Henwood St Forest Hill	3	House	\$1,310,000	25 Oct 2025
 11 Bristow Dr Forest Hill	4	House	\$1,568,000	25 Oct 2025
 2/12 Flora Gr Forest Hill	2	Unit	\$835,000	23 Oct 2025
 53 Vicki St Forest Hill	3	House	\$1,080,000	21 Oct 2025
 52 Lee Ann St Forest Hill	4	House	\$1,420,000	18 Oct 2025

FOREST HILL SUBURB REPORT

Address	Bedrooms	Type	Price	Sold
 24 Vanbrook St Forest Hill	3	House	\$1,205,000	18 Oct 2025
 14 Victor Cr Forest Hill	3	House	\$1,335,000	18 Oct 2025
 40 Bessazile Av Forest Hill	3	House	\$1,250,000	16 Oct 2025
 65 Lasiandra Av Forest Hill	4	House	\$1,550,000	11 Oct 2025
 18 Marong Tce Forest Hill	2	Unit	\$775,000	08 Oct 2025
 362 Springvale Rd Forest Hill	3	House	\$950,000	06 Oct 2025
 50 Barter Cr Forest Hill	4	Townhouse	\$1,549,000	06 Oct 2025
 10 Nandina St Forest Hill	3	House	\$1,200,000	04 Oct 2025
 1/444 Canterbury Rd Forest Hill	2	Unit	\$552,000	03 Oct 2025
 181 Mahoneys Rd Forest Hill	3	House	\$1,350,000	27 Sep 2025



Whitehorse Office
166 Whitehorse Road, Blackburn
03 9908 5700

jellisraig.com.au

Data is current as of PDF generation date 01/12/2025

* Updated Quarterly for the past 12 months

^ Updated daily for the past quarter

~ Updated daily: 33 recent results.

This publication contains data, analytics, statistics and other information supplied by PROPERTYDATAONLINE PTY LTD (PropertyData). The data provided in this publication is of a general nature and should not be construed as specific advice or relied upon in lieu of appropriate professional advice.

PropertyData relies upon data supplied by third parties and while the data is checked and reviewed, PropertyData does not warrant the accuracy or completeness of the information to the full extent permitted by the law and excludes all loss or damage howsoever arising (including through negligence) in connection with the data supplied by PropertyData. The State of Victoria owns the copyright in the Property Sales Data and reproduction of that data in any way without the consent of the State of Victoria will constitute a breach of the Copyright Act 1968 (cth). The State of Victoria does not warrant the accuracy or completeness of the Property Sales Data and any person using or relying upon such information does so on the basis that the State of Victoria accepts no responsibility or liability whatsoever for any errors, faults, defects or omissions in the information supplied.