



Forest Hill

Suburb Report



Your connection to property insights



JellisCraig

FOREST HILL SUBURB REPORT

Median house price¹

Median

\$1.25m

Quarterly price change

2.37% ↑

Median unit price¹

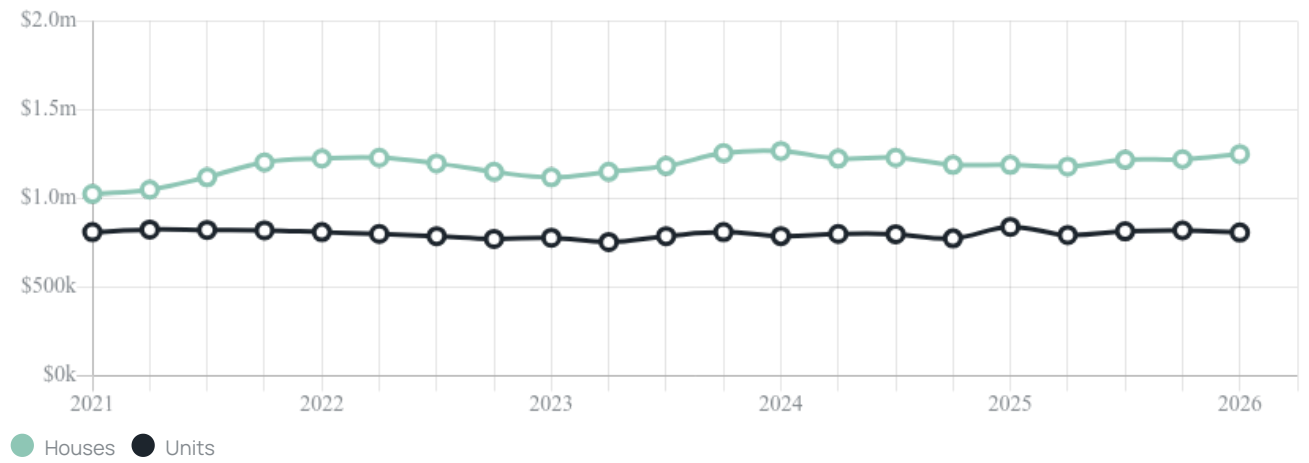
Median

\$808k

Quarterly price change

-1.46% ↓


Quarterly price change¹



Median house price¹



Median unit price¹



Sale method²



- Auction 78%
- Private 22%

Auction clearance rate³

67.5%

Median days on market³

29 days

Average hold period¹

10.1 years

Dwelling type⁵



- Houses 72%
- Units 28%

Ownership⁵



- Owned outright 42%
- Mortgaged 36%
- Rented 23%

Population⁵

10,780

Median asking rent¹

\$650 per week

Population growth⁵

1.45%

Rental yield¹

2.5%

Median age⁵

42 years











Median household size⁵

2.5 people











FOREST HILL SUBURB REPORT

Recent Forest Hill sales











Discover a snapshot of the most recent results for this suburb, to view the full 12 months of sales history, please go to jellisCraig.com.au/suburb-reports

Address	Bedrooms	Type	Price	Sold
 18 Will St Forest Hill	5	House	\$1,357,000	30 May 2026
 7/10 Stringybark Cl Forest Hill	3	Townhouse	\$850,000	29 May 2026
 2/2-4 Flora Gr Forest Hill	3	Unit	\$1,206,000	23 May 2026
 90 Shady Gr Forest Hill	3	House	\$977,000	16 May 2026
 10 Matheson Rd Forest Hill	3	House	\$1,660,000	15 May 2026
 32 Thornhill Dr Forest Hill	4	House	\$1,210,000	12 May 2026
 6 Radiant Cr Forest Hill	3	House	\$1,000,100	02 May 2026
 80 Shady Gr Forest Hill	4	House	\$1,278,000	02 May 2026
 2a Sylvan Ct Forest Hill	4	Townhouse	\$1,374,700	26 Apr 2026
 4/265 Canterbury Rd Forest Hill	3	Townhouse	\$730,000	11 Apr 2026

FOREST HILL SUBURB REPORT

Address	Bedrooms	Type	Price	Sold
 91 Husband Rd Forest Hill	4	House	\$1,090,000	10 Apr 2026
 6 Enfield Pl Forest Hill	3	Townhouse	\$912,800	10 Apr 2026
 16 Tisane Av Forest Hill	5	House	\$1,580,000	07 Apr 2026
 7/25 Quentin St Forest Hill	3	Unit	\$885,000	07 Apr 2026
 8 Andrew St Forest Hill	3	House	\$1,304,000	06 Apr 2026
 18a Everglade Av Forest Hill	4	House	\$1,380,000	29 Mar 2026
 359 Canterbury Rd Forest Hill	3	House	\$1,135,000	28 Mar 2026
 84 Husband Rd Forest Hill	4	House	\$1,040,000	28 Mar 2026
 39 Thornhill Dr Forest Hill	3	House	\$1,230,000	28 Mar 2026
 72 Bindy St Forest Hill	5	House	\$1,070,000	28 Mar 2026

FOREST HILL SUBURB REPORT

Address	Bedrooms	Type	Price	Sold
 9 Barter Cr Forest Hill	4	Townhouse	\$1,525,000	28 Mar 2026
 219/251 Canterbury Rd Forest Hill	2	Apartment	\$431,000	24 Mar 2026
 42 Bindy St Forest Hill	4	House	\$1,680,000	21 Mar 2026
 3 Jackson St Forest Hill	4	House	\$1,340,000	14 Mar 2026
 10 Inglewood Av Forest Hill	5	House	\$2,400,000	14 Mar 2026
 4 Nandina St Forest Hill	3	House	\$1,368,000	14 Mar 2026
 9 Magnolia Dr Forest Hill	3	House	\$1,265,000	13 Mar 2026
 65 Shady Gr Forest Hill	4	House	\$1,028,000	12 Mar 2026
 69 Shady Gr Forest Hill	3	House	\$1,125,000	07 Mar 2026
 26 Jackson St Forest Hill	4	House	\$1,410,000	01 Mar 2026



Jellis Craig Whitehorse
166 Whitehorse Road, Blackburn
03 9908 5700

Jellis Craig acknowledges and pays our respects to the Bunurong People, the Wadawurrung People, the Dja Dja Wurrung People and the Wurundjeri People as the Traditional Owners and original custodians of the lands on which Jellis Craig operates.

Data is current as of PDF generation date 01/06/2026

- 1 Property Data Online, updated quarterly for the past 12 months
- 2 Property Data Online, updated daily for the past 12 months
- 3 Property Data Online, updated daily for the past quarter
- 4 Jellis Craig's average inspection attendance per listing (houses) over the last 12 months, updated daily
- 5 2021 Australian Census
- 6 Property Data Online, updated daily

This publication contains data, analytics, statistics and other information supplied by PROPERTYDATAONLINE PTY LTD (PropertyData). The data provided in this publication is of a general nature and should not be construed as specific advice or relied upon in lieu of appropriate professional advice.

PropertyData relies upon data supplied by third parties and while the data is checked and reviewed, PropertyData does not warrant the accuracy or completeness of the information to the full extent permitted by the law and excludes all loss or damage howsoever arising (including through negligence) in connection with the data supplied by PropertyData. The State of Victoria owns the copyright in the Property Sales Data and reproduction of that data in any way without the consent of the State of Victoria will constitute a breach of the Copyright Act 1968 (cth). The State of Victoria does not warrant the accuracy or completeness of the Property Sales Data and any person using or relying upon such information does so on the basis that the State of Victoria accepts no responsibility or liability whatsoever for any errors, faults, defects or omissions in the information supplied.