



Forest Hill

Suburb Report



Your connection to property insights



JellisCraig

FOREST HILL SUBURB REPORT

Median house price¹

Median

\$1.25m

Quarterly price change

2.37% ↑

Median unit price¹

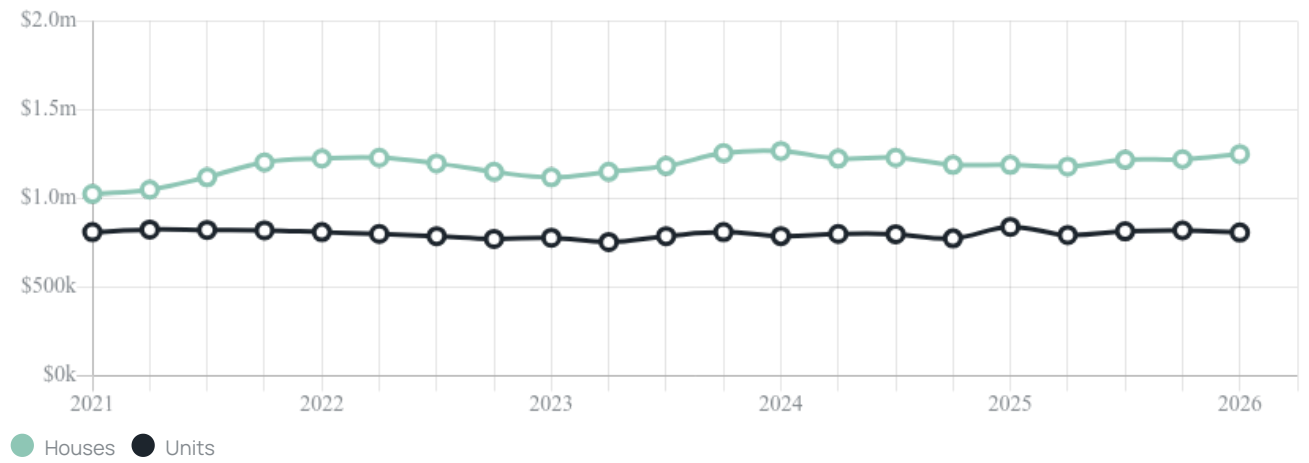
Median

\$808k

Quarterly price change

-1.46% ↓


Quarterly price change¹



Median house price¹



Median unit price¹



Sale method²



Auction clearance rate³

75%

Median days on market³

25 days

Average hold period¹

10.1 years

Dwelling type⁵



Ownership⁵



Population⁵

10,780

Median asking rent¹

\$650 per week

Population growth⁵

1.45%

Rental yield¹

2.5%

Median age⁵

42 years











Median household size⁵

2.5 people











FOREST HILL SUBURB REPORT

Recent Forest Hill sales











Discover a snapshot of the most recent results for this suburb, to view the full 12 months of sales history, please go to jellisCraig.com.au/suburb-reports

Address	Bedrooms	Type	Price	Sold
 2a Sylvan Ct Forest Hill	4	Townhouse	\$1,374,700	26 Apr 2026
 4/265 Canterbury Rd Forest Hill	3	Townhouse	\$730,000	11 Apr 2026
 6 Enfield Pl Forest Hill	3	Townhouse	\$912,800	10 Apr 2026
 16 Tisane Av Forest Hill	5	House	\$1,580,000	07 Apr 2026
 8 Andrew St Forest Hill	3	House	\$1,304,000	06 Apr 2026
 39 Thornhill Dr Forest Hill	3	House	\$1,230,000	28 Mar 2026
 9 Barter Cr Forest Hill	4	Townhouse	\$1,525,000	28 Mar 2026
 219/251 Canterbury Rd Forest Hill	2	Apartment	\$431,000	24 Mar 2026
 42 Bindy St Forest Hill	4	House	\$1,680,000	21 Mar 2026
 3 Jackson St Forest Hill	4	House	\$1,340,000	14 Mar 2026

FOREST HILL SUBURB REPORT

Address	Bedrooms	Type	Price	Sold
 10 Inglewood Av Forest Hill	5	House	\$2,400,000	14 Mar 2026
 4 Nandina St Forest Hill	3	House	\$1,368,000	14 Mar 2026
 2/50 Vanbrook St Forest Hill	2	Unit	\$739,000	28 Feb 2026
 1a Clifford Ct Forest Hill	2	Unit	\$808,000	28 Feb 2026
 20 Sherman St Forest Hill	4	House	\$1,461,000	25 Feb 2026
 3 Michael Ct Forest Hill	3	House	\$1,180,000	21 Feb 2026
 2a Husband Rd Forest Hill	2	Unit	\$710,000	21 Feb 2026
 49 Vicki St Forest Hill	3	House	\$1,050,000	14 Feb 2026
 9/470 Canterbury Rd Forest Hill	2	Unit	\$720,000	14 Feb 2026
 3/33 Bulkara Av Forest Hill	4	House	\$1,615,000	04 Feb 2026

FOREST HILL SUBURB REPORT

Address	Bedrooms	Type	Price	Sold
 18 Tisane Av Forest Hill	5	House	\$1,818,000	31 Jan 2026
 39 Barter Cr Forest Hill	4	House	\$1,316,000	31 Jan 2026
 2/3 Everglade Av Forest Hill	5	Townhouse	\$1,450,000	29 Jan 2026
 1/412 Canterbury Rd FOREST HILL	3	Strata Unit/Villa Unit/Townhouse	\$915,000	23 Jan 2026
 2/63 Vicki St Forest Hill	2	Townhouse	\$960,000	08 Jan 2026
 5 Lernes St Forest Hill	3	House	\$990,000	29 Dec 2025
 21 Hampshire Rd Forest Hill	4	House	\$1,485,000	20 Dec 2025
 2/257 Canterbury Rd Forest Hill	2	Subdivided Flat - Single OYO Flat	\$647,550	20 Dec 2025
 32 Ranfurlie Rd Forest Hill	4	House	\$949,134	18 Dec 2025
 9 Ansett Cr Forest Hill	4	House	\$1,180,000	17 Dec 2025



Jellis Craig Whitehorse
166 Whitehorse Road, Blackburn
03 9908 5700

Jellis Craig acknowledges and pays our respects to the Bunurong People, the Wadawurrung People, the Dja Dja Wurrung People and the Wurundjeri People as the Traditional Owners and original custodians of the lands on which Jellis Craig operates.

Data is current as of PDF generation date 01/05/2026

- 1 Property Data Online, updated quarterly for the past 12 months
- 2 Property Data Online, updated daily for the past 12 months
- 3 Property Data Online, updated daily for the past quarter
- 4 Jellis Craig's average inspection attendance per listing (houses) over the last 12 months, updated daily
- 5 2021 Australian Census
- 6 Property Data Online, updated daily

This publication contains data, analytics, statistics and other information supplied by PROPERTYDATAONLINE PTY LTD (PropertyData). The data provided in this publication is of a general nature and should not be construed as specific advice or relied upon in lieu of appropriate professional advice.

PropertyData relies upon data supplied by third parties and while the data is checked and reviewed, PropertyData does not warrant the accuracy or completeness of the information to the full extent permitted by the law and excludes all loss or damage howsoever arising (including through negligence) in connection with the data supplied by PropertyData. The State of Victoria owns the copyright in the Property Sales Data and reproduction of that data in any way without the consent of the State of Victoria will constitute a breach of the Copyright Act 1968 (cth). The State of Victoria does not warrant the accuracy or completeness of the Property Sales Data and any person using or relying upon such information does so on the basis that the State of Victoria accepts no responsibility or liability whatsoever for any errors, faults, defects or omissions in the information supplied.