

JellisCraig

FRANKSTON SOUTH

Suburb Report

Know your neighbourhood.



FRANKSTON SOUTH SUBURB REPORT

Median House Price*

Median

\$1.17m

Quarterly Price Change

-0.21% ↓

Median Unit Price*

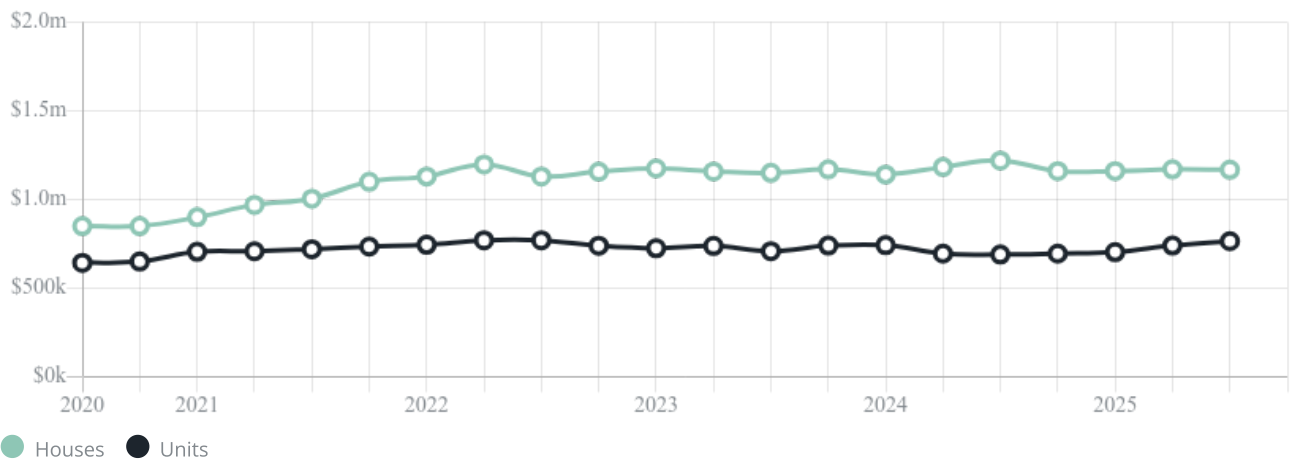
Median

\$765k

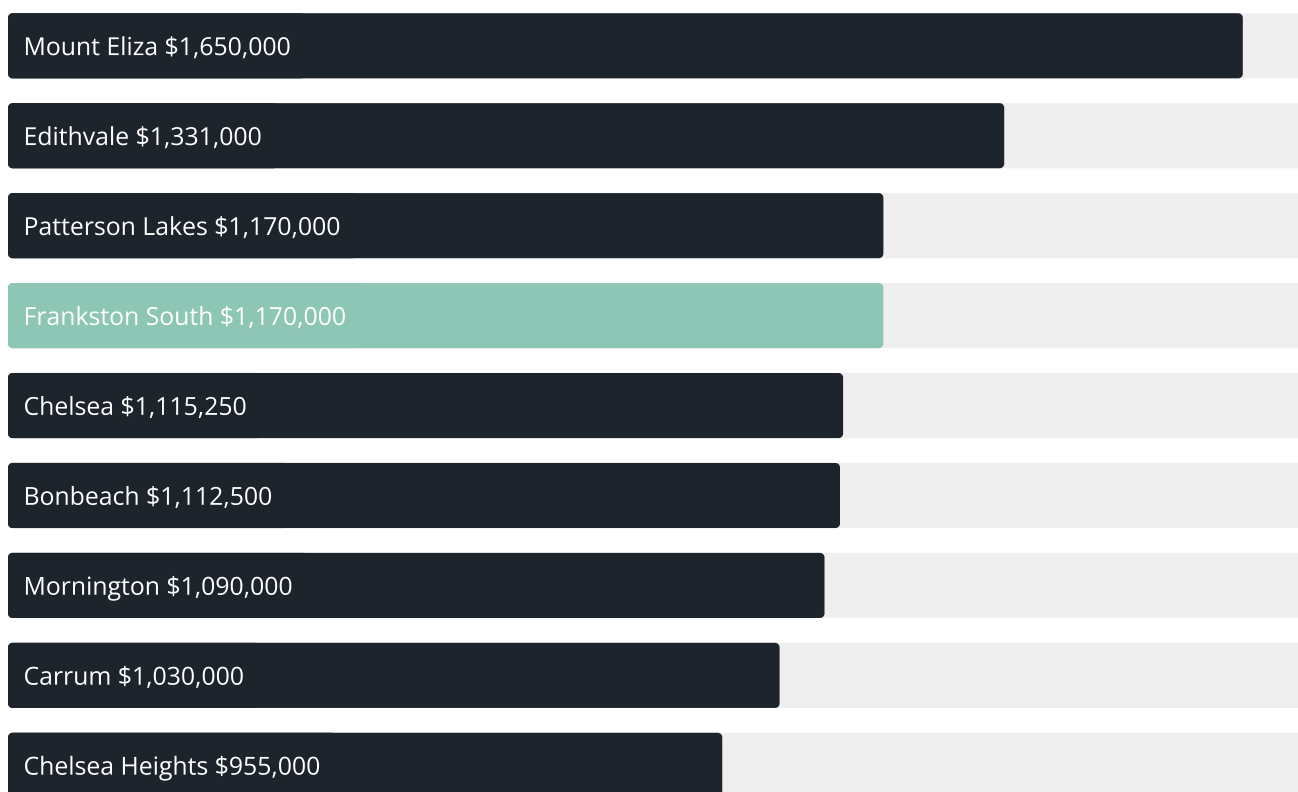

Quarterly Price Change

3.37% ↑

Quarterly Price Change*



FRANKSTON SOUTH SUBURB REPORT

Median House Sale Price^{*}Median Unit Sale Price^{*}

FRANKSTON SOUTH SUBURB REPORT

Sale Method^{*}

● Auction 20%

● Private 80%

Auction Clearance Rate^{*}

100%

Median Days on Market[^]

18 days

Average Hold Period^{*}

6.1 years

Dwelling Type[^]

● Houses 86%

● Units 14%

Ownership[^]

● Owned Outright 40%

● Mortgaged 46%

● Rented 13%

Population[^]

18,801

Median Asking Rent per week^{*}

\$688

Population Growth[^]

0

Rental Yield^{*}

2.8%

Median Age[^]











44 years

Median Household Size[^]











2.6 people

FRANKSTON SOUTH SUBURB REPORT











Discover a snapshot of the most recent results for this suburb, to view the full 12 months of sales history, please go to jellisraig.com.au/suburbinsights

Address	Bedrooms	Type	Price	Sold
 5 Ovata Ct Frankston South	4	House	\$1,485,000	29 Nov 2025
 21 Genista St Frankston South	3	House	\$1,060,000	27 Nov 2025
 2/13 Poinciana St Frankston South	2	House	\$766,000	26 Nov 2025
 53a Humphries Rd Frankston South	3	House	\$1,290,000	21 Nov 2025
 15 Mount Erin Cr Frankston South	3	House	\$1,000,000	20 Nov 2025
 4 Colbert Ct Frankston South	5	House	\$1,180,000	13 Nov 2025
 113 Casuarina Dr Frankston South	4	House	\$1,080,000	12 Nov 2025
 30 Baileyana St Frankston South	5	House	\$1,270,000	12 Nov 2025
 35 Grange Rd Frankston South	3	House	\$1,523,000	10 Nov 2025
 104 Rosedale Gr Frankston South	3	House	\$1,090,000	10 Nov 2025

FRANKSTON SOUTH SUBURB REPORT

Address	Bedrooms	Type	Price	Sold
 1/5-7 Pratt Av Frankston South	2	Townhouse	\$841,000	10 Nov 2025
 10 Gulls Way Frankston South	4	House	\$2,525,000	08 Nov 2025
 1/101 Foot St Frankston South	2	Unit	\$745,000	03 Nov 2025
 114A Kars St Frankston South	4	House	\$1,280,000	03 Nov 2025
 1a Gowrie Av FRANKSTON SOUTH	3	Unit	\$796,000	03 Nov 2025
 14A Culcairn Dr Frankston South	0	Land	\$540,000	30 Oct 2025
 17 Manor Dr Frankston South	3	House	\$1,225,000	29 Oct 2025
 14 Nareen Ct Frankston South	4	House	\$1,050,000	27 Oct 2025
 11 Humphries Rd Frankston South	3	House	\$1,094,000	25 Oct 2025
 3 Angala Ct FRANKSTON SOUTH	4	House	\$1,195,000	25 Oct 2025

FRANKSTON SOUTH SUBURB REPORT

Address	Bedrooms	Type	Price	Sold
 10 Hoadley Av Frankston South	4	House	\$1,300,000	25 Oct 2025
 132 Overport Rd Frankston South	5	House	\$1,585,000	25 Oct 2025
 12A Mountain Av Frankston South	4	House	\$1,725,000	21 Oct 2025
 2/102 Sycamore Rd Frankston South	3	Townhouse	\$955,000	19 Oct 2025
 6/16 Sanders Rd Frankston South	4	House	\$820,000	18 Oct 2025
 1 Willora Ct Frankston South	4	House	\$1,565,000	16 Oct 2025
 7/55 Culcairn Dr Frankston South	3	Townhouse	\$743,000	14 Oct 2025
 9 The Range Frankston South	3	House	\$1,350,000	11 Oct 2025
 16 Watson St Frankston South	4	House	\$1,210,000	11 Oct 2025
 9 Donnelly Rise Frankston South	4	House	\$1,140,000	11 Oct 2025



jellisraig.com.au

Data is current as of PDF generation date 01/12/2025

* Updated Quarterly for the past 12 months

^ Updated daily for the past quarter

~ Updated daily: 33 recent results.

This publication contains data, analytics, statistics and other information supplied by PROPERTYDATAONLINE PTY LTD (PropertyData). The data provided in this publication is of a general nature and should not be construed as specific advice or relied upon in lieu of appropriate professional advice.

PropertyData relies upon data supplied by third parties and while the data is checked and reviewed, PropertyData does not warrant the accuracy or completeness of the information to the full extent permitted by the law and excludes all loss or damage howsoever arising (including through negligence) in connection with the data supplied by PropertyData. The State of Victoria owns the copyright in the Property Sales Data and reproduction of that data in any way without the consent of the State of Victoria will constitute a breach of the Copyright Act 1968 (cth). The State of Victoria does not warrant the accuracy or completeness of the Property Sales Data and any person using or relying upon such information does so on the basis that the State of Victoria accepts no responsibility or liability whatsoever for any errors, faults, defects or omissions in the information supplied.