



Frankston South Suburb Report



Your connection to property insights



JellisCraig

FRANKSTON SOUTH SUBURB REPORT

Median house price¹

Median

\$1.24m

Quarterly price change

4.88% ↑

Median unit price¹

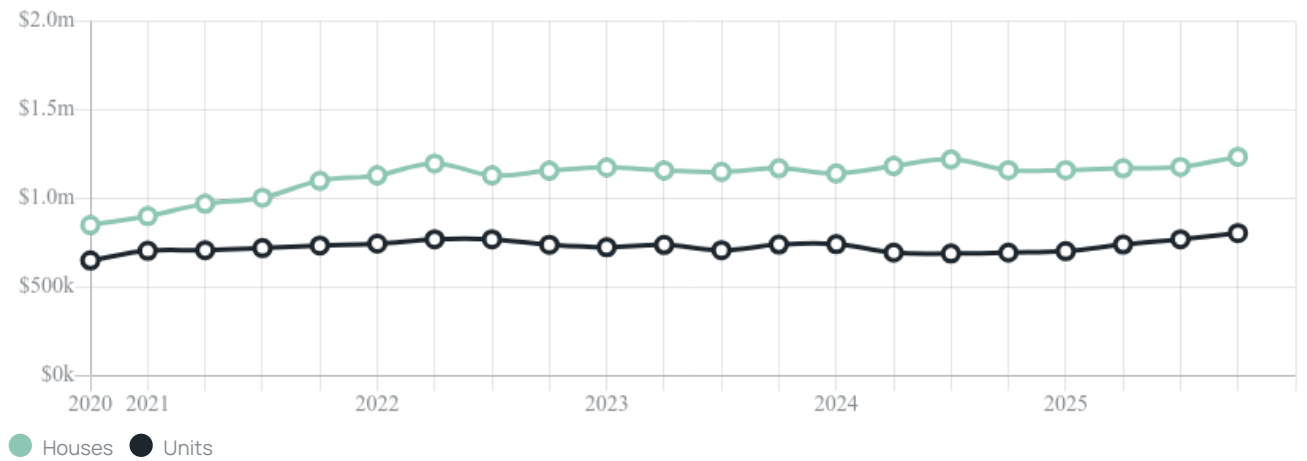
Median

\$805k

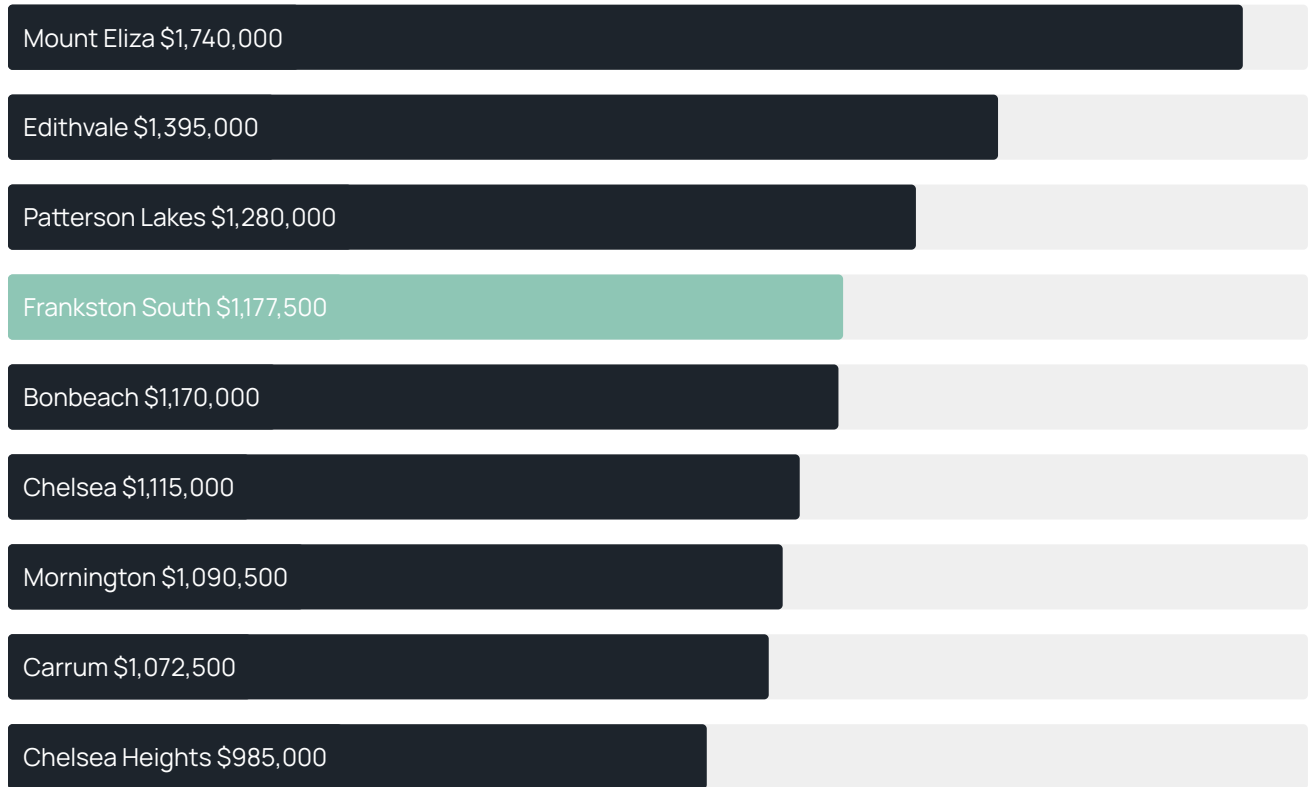
Quarterly price change

4.54% ↑


Quarterly price change¹



Median house price¹



Median unit price¹



Sale method²



● Auction 25%
● Private 75%

Auction clearance rate³

35.71%

Median days on market³

41 days

Jellis Craig average inspection attendance per listing⁴

41 groups

Average hold period¹

6.1 years

Dwelling type⁵



● Houses 86% ● Units 14%

Ownership⁵



● Owned outright 40% ● Mortgaged 46% ● Rented 13%

Population⁵

18,801

Median asking rent¹

\$700 per week

Population growth⁵

0

Rental yield¹

2.8%

Median age⁵

44 years











Median household size⁵

2.6 people











FRANKSTON SOUTH SUBURB REPORT

Recent Frankston South sales











Discover a snapshot of the most recent results for this suburb, to view the full 12 months of sales history, please go to jellisCraig.com.au/suburb-reports

Address	Bedrooms	Type	Price	Sold
 4 Harry Ct Frankston South	4	House	\$1,311,000	28 Mar 2026
 3 Norman Av Frankston South	3	House	\$1,300,000	24 Mar 2026
 9 Christopher Dr Frankston South	4	House	\$1,250,000	20 Mar 2026
 5 Bolte Ct Frankston South	4	House	\$1,107,000	16 Mar 2026
 11 Stradbroke Av Frankston South	4	House	\$1,335,000	14 Mar 2026
 3/8 Pratt Av Frankston South	3	Unit	\$676,000	13 Mar 2026
 36 Bartlett St FRANKSTON SOUTH	4	House	\$1,520,000	05 Mar 2026
 29 Seaview Rd Frankston South	3	House	\$1,400,000	04 Mar 2026
 29 Manor Dr Frankston South	3	House	\$1,081,000	02 Mar 2026
 3/2 Brighton St FRANKSTON SOUTH	2	Unit	\$828,000	23 Feb 2026

FRANKSTON SOUTH SUBURB REPORT

Address	Bedrooms	Type	Price	Sold
 15 Wentworth Av Frankston South	3	House	\$973,000	23 Feb 2026
 130 Kars St Frankston South	2	Unit	\$706,000	19 Feb 2026
 4e Kristen Cl Frankston South	4	House	\$1,690,000	19 Feb 2026
 7 Luke Ct Frankston South	4	House	\$1,200,000	18 Feb 2026
 9 Fontayne Ct Frankston South	4	House	\$2,550,000	16 Feb 2026
 1/55 Culcairn Dr Frankston South	3	Flat/Unit/Apartment	\$850,000	12 Feb 2026
 249 Humphries Rd FRANKSTON SOUTH	3	House	\$1,725,000	09 Feb 2026
 3 Stradbroke Av Frankston South	3	House	\$880,000	07 Feb 2026
 2/61 Stotts La Frankston South	5	House	\$1,545,000	05 Feb 2026
 2/5 Villiers St Frankston South	3	Unit	\$927,000	04 Feb 2026

FRANKSTON SOUTH SUBURB REPORT

Address	Bedrooms	Type	Price	Sold
 5 Sweetfern Dell FRANKSTON SOUTH	4	House	\$1,665,000	01 Feb 2026
 40 Ithaca Rd Frankston South	3	House	\$1,475,000	31 Jan 2026
 43 Bangalay Av Frankston South	4	House	\$1,550,000	27 Jan 2026
 12 Alicudi Av Frankston South	4	House	\$2,950,000	23 Jan 2026
 11 Geebung Av Frankston South	4	House	\$1,060,000	22 Jan 2026
 36a Grange Rd Frankston South	4	Flat/Unit/Apartment	\$438,500	21 Jan 2026
 1/27a Culcairn Dr Frankston South	3	House	\$845,000	20 Jan 2026
 1 Idon Av Frankston South	2	House	\$263,441	19 Jan 2026
 14 Pratt Av Frankston South	3	House	\$1,150,000	19 Jan 2026
 1/23 Norman Av Frankston South	3	Unit	\$920,000	16 Jan 2026



Jellis Craig acknowledges and pays our respects to the Bunurong People, the Wadawurrung People, the Dja Dja Wurrung People and the Wurundjeri People as the Traditional Owners and original custodians of the lands on which Jellis Craig operates.

Data is current as of PDF generation date 01/04/2026

- 1 Property Data Online, updated quarterly for the past 12 months
- 2 Property Data Online, updated daily for the past 12 months
- 3 Property Data Online, updated daily for the past quarter
- 4 Jellis Craig's average inspection attendance per listing (houses) over the last 12 months, updated daily
- 5 2021 Australian Census
- 6 Property Data Online, updated daily

This publication contains data, analytics, statistics and other information supplied by PROPERTYDATAONLINE PTY LTD (PropertyData). The data provided in this publication is of a general nature and should not be construed as specific advice or relied upon in lieu of appropriate professional advice.

PropertyData relies upon data supplied by third parties and while the data is checked and reviewed, PropertyData does not warrant the accuracy or completeness of the information to the full extent permitted by the law and excludes all loss or damage howsoever arising (including through negligence) in connection with the data supplied by PropertyData. The State of Victoria owns the copyright in the Property Sales Data and reproduction of that data in any way without the consent of the State of Victoria will constitute a breach of the Copyright Act 1968 (cth). The State of Victoria does not warrant the accuracy or completeness of the Property Sales Data and any person using or relying upon such information does so on the basis that the State of Victoria accepts no responsibility or liability whatsoever for any errors, faults, defects or omissions in the information supplied.