



Frankston South Suburb Report



Your connection to property insights



JellisCraig

FRANKSTON SOUTH SUBURB REPORT

Median house price¹

Median

\$1.17m

Quarterly price change

-0.21% ↓

Median unit price¹

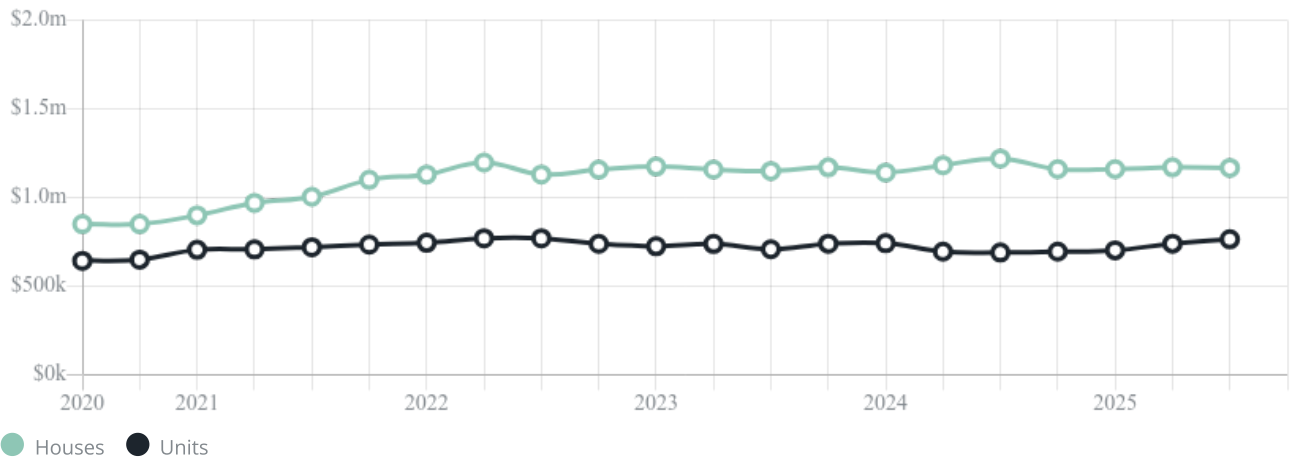
Median

\$765k

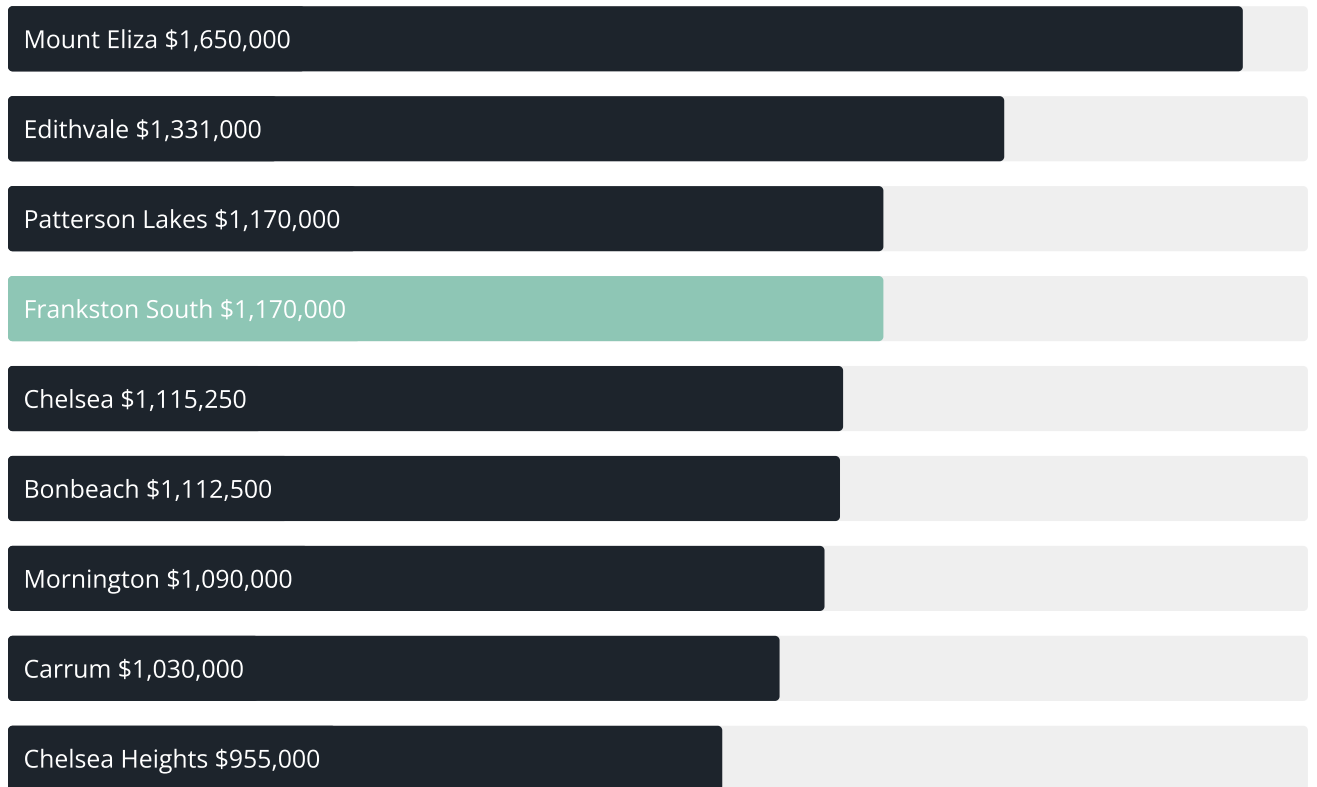
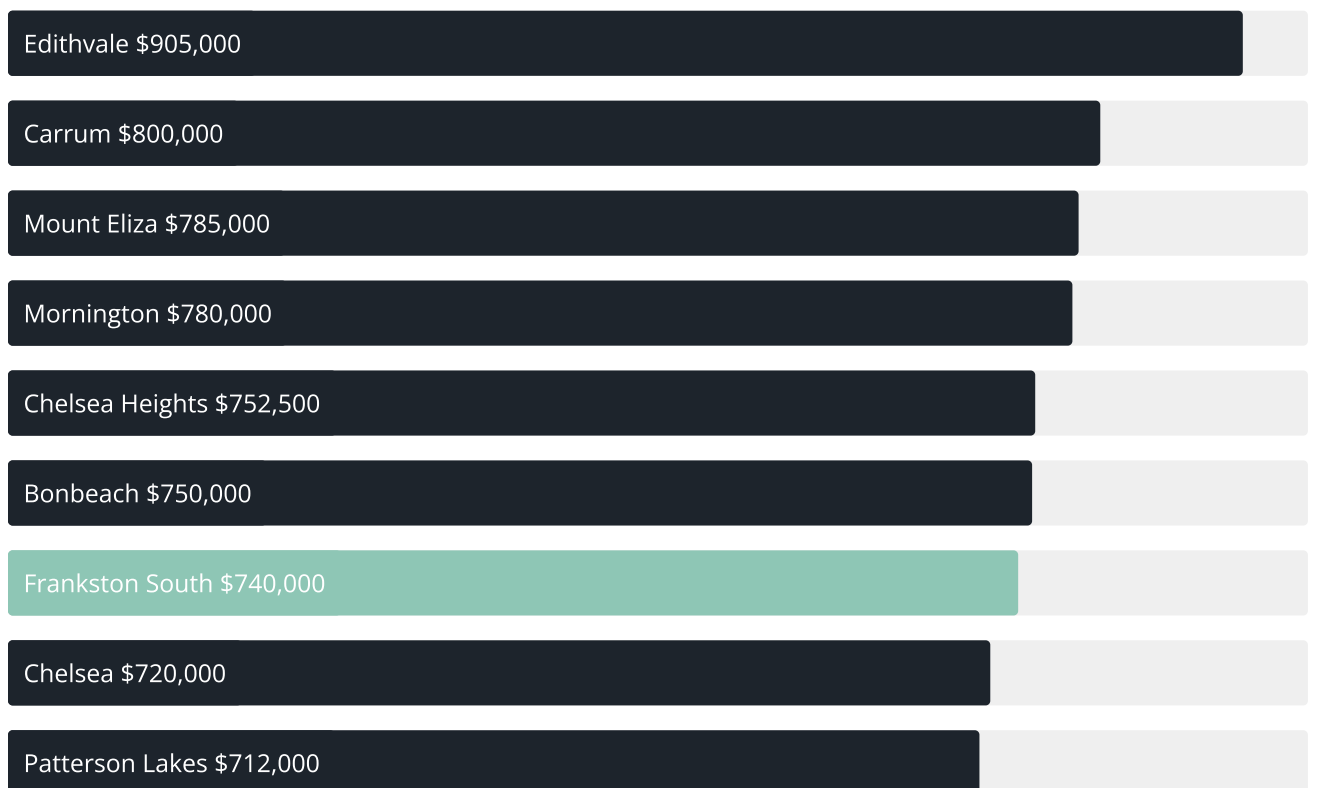
Quarterly price change

3.37% ↑

Quarterly price change¹



FRANKSTON SOUTH SUBURB REPORT

Median house price¹Median unit price¹

Sale method²

● Auction 19%

● Private 81%

Auction clearance rate³

94.74%Median days on market³

20 daysJellis Craig average inspection attendance per listing⁴

20 groupsAverage hold period¹

6.1 yearsDwelling type⁵

● Houses 86%

● Units 14%

Ownership⁵

● Owned outright 40%

● Mortgaged 46%

● Rented 13%

Population⁵

18,801Median asking rent¹

\$688 per weekPopulation growth⁵

0Rental yield¹

2.8%Median age⁵











44 yearsMedian household size⁵

2.6 people











FRANKSTON SOUTH SUBURB REPORT

Recent Frankston South sales











Discover a snapshot of the most recent results for this suburb, to view the full 12 months of sales history, please go to jellisrcraig.com.au/suburb-reports

Address	Bedrooms	Type	Price	Sold
 38a Grange Rd Frankston South	3	Unit	\$879,000	06 Jan 2026
 47a Overport Rd Frankston South	2	Unit	\$695,000	30 Dec 2025
 7/37 Culcairn Dr Frankston South	3	Unit	\$835,000	24 Dec 2025
 27c Overport Rd Frankston South	4	House	\$880,000	22 Dec 2025
 17 Sanders Rd Frankston South	3	House	\$872,000	20 Dec 2025
 41 Casuarina Dr Frankston South	3	House	\$975,000	18 Dec 2025
 1 Wakefield Av Frankston South	3	House	\$1,070,000	17 Dec 2025
 17 Pratt Av Frankston South	4	House	\$1,681,000	17 Dec 2025
 24 Hoadley Av Frankston South	3	House	\$1,210,000	15 Dec 2025
 1/86a Kars St Frankston South	2	Unit	\$802,500	11 Dec 2025

FRANKSTON SOUTH SUBURB REPORT

Address	Bedrooms	Type	Price	Sold
 18 Mount Erin Cr Frankston South	4	House	\$1,018,000	11 Dec 2025
 1/7 Ronald Av Frankston South	4	House	\$1,475,000	10 Dec 2025
 36 Heritage Av Frankston South	4	House	\$1,201,000	09 Dec 2025
 1 Polly Kelly Pl Frankston South	5	House	\$1,205,000	05 Dec 2025
 204 Frankston Flinders Rd FRANKSTON SOUTH	3	House	\$987,000	03 Dec 2025
 5 Arkindale Pl Frankston South	3	House	\$910,000	02 Dec 2025
 9 Stansfield Ct Frankston South	5	House	\$1,200,000	02 Dec 2025
 7 Cooina Ct Frankston South	3	House	\$1,380,000	01 Dec 2025
 5 Ovata Ct Frankston South	4	House	\$1,485,000	29 Nov 2025
 8b Culcairn Dr FRANKSTON SOUTH	2	House	\$750,000	28 Nov 2025

FRANKSTON SOUTH SUBURB REPORT

Address	Bedrooms	Type	Price	Sold
 4a Fleetwood Cr Frankston South	2	House	\$840,000	28 Nov 2025
 21 Genista St Frankston South	3	House	\$1,060,000	27 Nov 2025
 7 Shearer Ct Frankston South	4	House	\$1,000,000	25 Nov 2025
 1c Canning St Frankston South	4	House	\$1,140,000	25 Nov 2025
 2 Bellbrook Ct Frankston South	4	House	\$1,428,000	25 Nov 2025
 1 Stansfield Ct Frankston South	4	House	\$1,278,168	24 Nov 2025
 53a Humphries Rd Frankston South	3	House	\$1,290,000	21 Nov 2025
 15 Mount Erin Cr Frankston South	3	House	\$1,000,000	20 Nov 2025
 2/13 Poinciana St Frankston South	2	House	\$766,000	19 Nov 2025
 8 Sheoak Rd FRANKSTON SOUTH	3	House	\$2,000,000	17 Nov 2025



Jellis Craig acknowledges and pays our respects to the Bunurong People, the Wadawurrung People, the Dja Dja Wurrung People and the Wurundjeri People as the Traditional Owners and original custodians of the lands on which Jellis Craig operates.



Data is current as of PDF generation date 08/01/2026

- 1 Property Data Online, updated quarterly for the past 12 months
- 2 Property Data Online, updated daily for the past 12 months
- 3 Property Data Online, updated daily for the past quarter
- 4 Jellis Craig's average inspection attendance per listing (houses) over the last 12 months, updated daily
- 5 2021 Australian Census
- 6 Property Data Online, updated daily

This publication contains data, analytics, statistics and other information supplied by PROPERTYDATAONLINE PTY LTD (PropertyData). The data provided in this publication is of a general nature and should not be construed as specific advice or relied upon in lieu of appropriate professional advice.

PropertyData relies upon data supplied by third parties and while the data is checked and reviewed, PropertyData does not warrant the accuracy or completeness of the information to the full extent permitted by the law and excludes all loss or damage howsoever arising (including through negligence) in connection with the data supplied by PropertyData. The State of Victoria owns the copyright in the Property Sales Data and reproduction of that data in any way without the consent of the State of Victoria will constitute a breach of the Copyright Act 1968 (cth). The State of Victoria does not warrant the accuracy or completeness of the Property Sales Data and any person using or relying upon such information does so on the basis that the State of Victoria accepts no responsibility or liability whatsoever for any errors, faults, defects or omissions in the information supplied.