



# Frankston South Suburb Report



Your connection to property insights



**JellisCraig**

FRANKSTON SOUTH SUBURB REPORT

Median house price<sup>1</sup>

Median

\$1.29m

Quarterly price change

3.62% ↑

Median unit price<sup>1</sup>

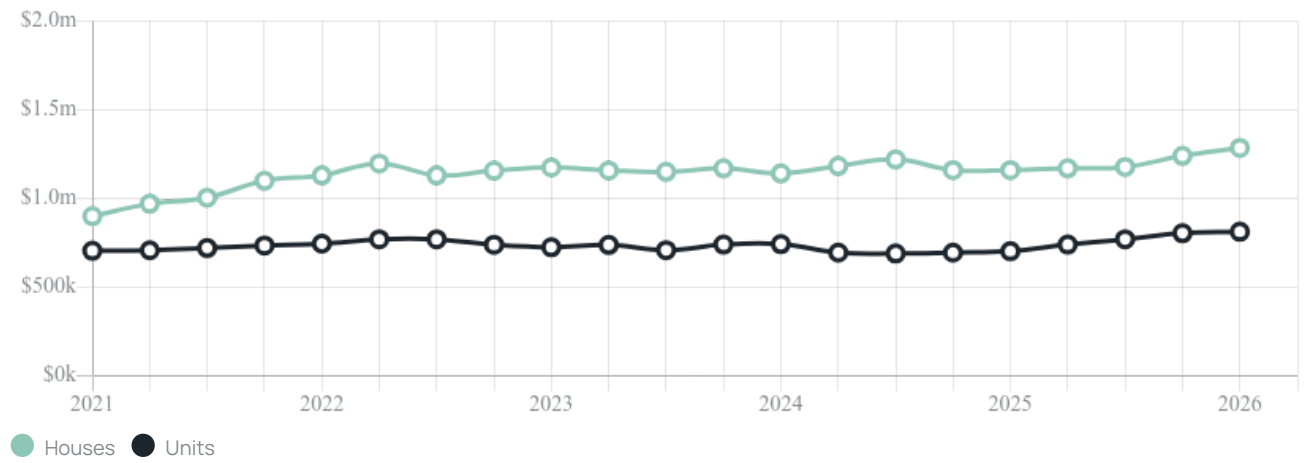
Median

\$813k

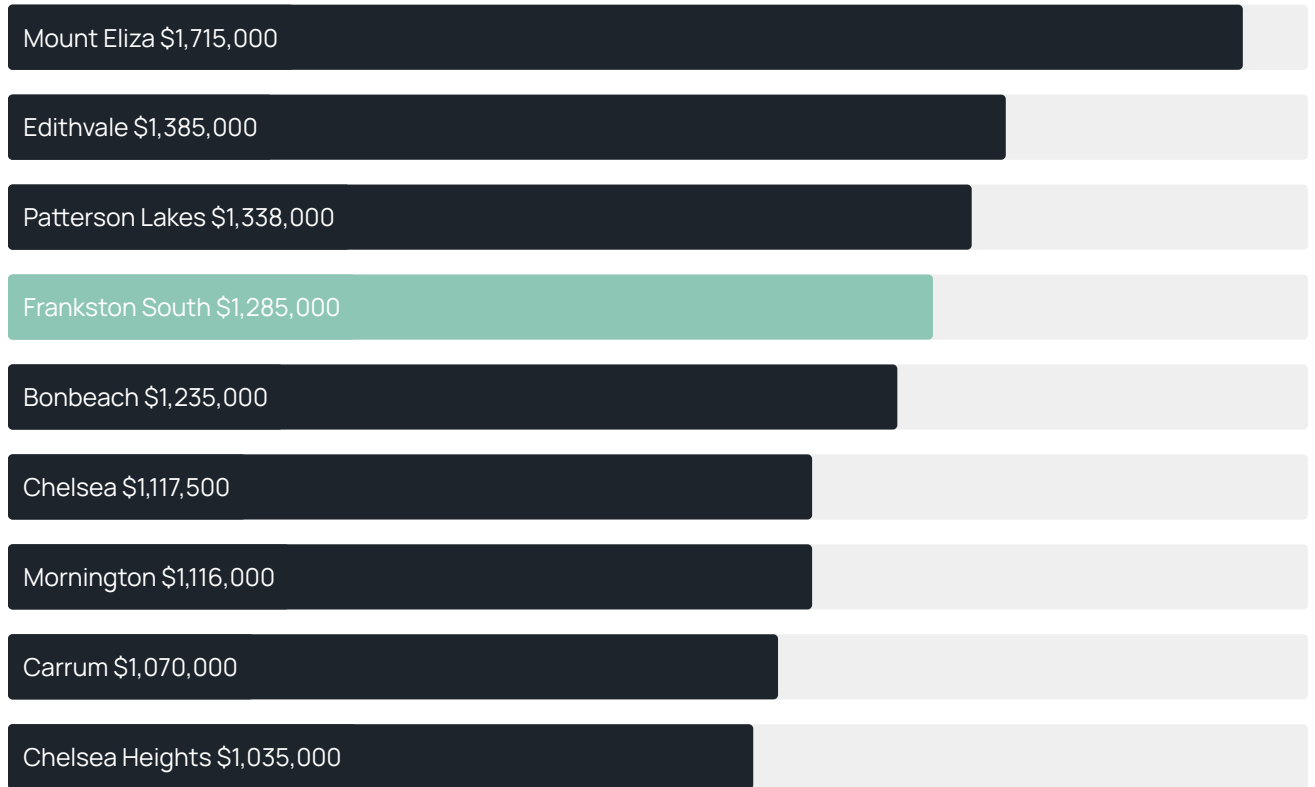
Quarterly price change

1.08% ↑

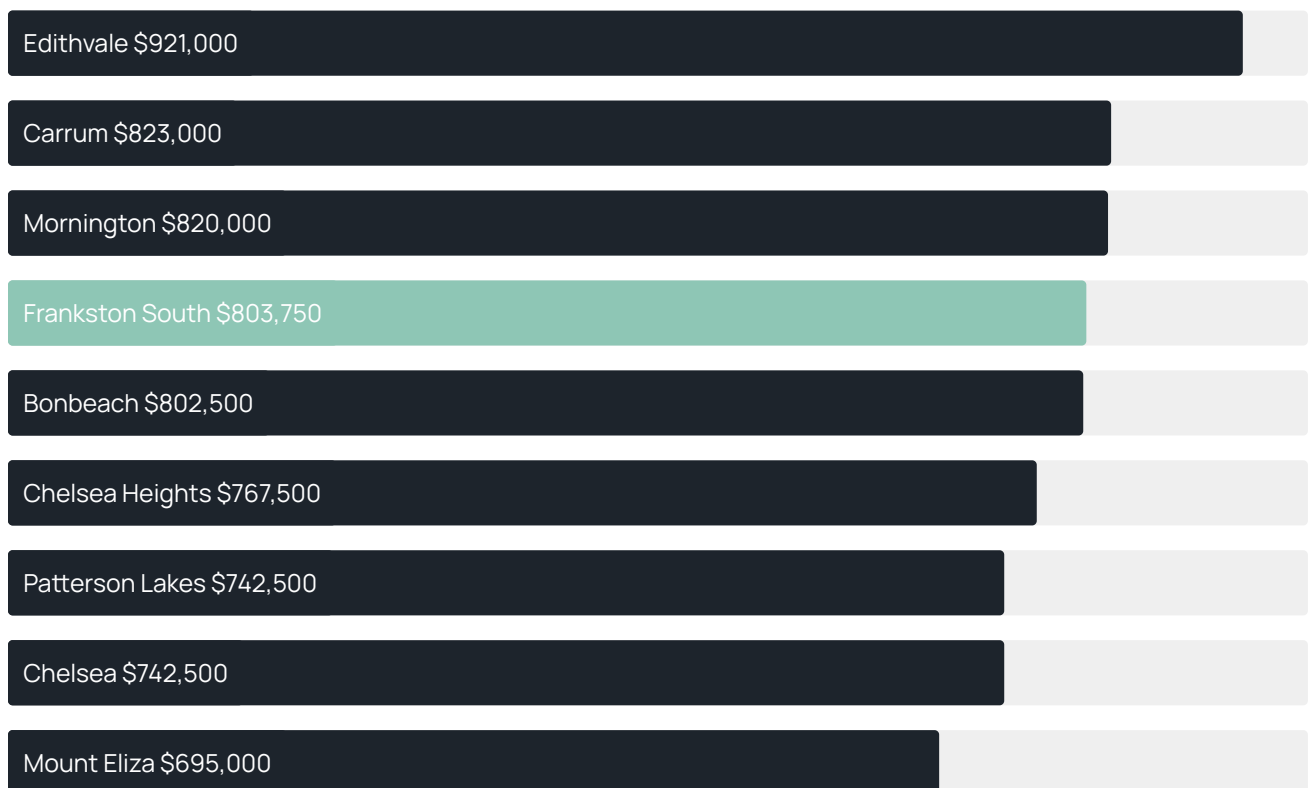
Quarterly price change<sup>1</sup>



### Median house price<sup>1</sup>



### Median unit price<sup>1</sup>



Sale method<sup>2</sup>



● Auction 19%  
● Private 81%

Auction clearance rate<sup>3</sup>

50%

Median days on market<sup>3</sup>

30 days

Jellis Craig average inspection attendance per listing<sup>4</sup>

30 groups

Average hold period<sup>1</sup>

6.1 years

Dwelling type<sup>5</sup>



● Houses 86% ● Units 14%

Ownership<sup>5</sup>



● Owned outright 40% ● Mortgaged 46% ● Rented 13%

Population<sup>5</sup>

18,801

Median asking rent<sup>1</sup>

\$690 per week

Population growth<sup>5</sup>

0

Rental yield<sup>1</sup>

2.8%

Median age<sup>5</sup>

44 years











Median household size<sup>5</sup>

2.6 people











FRANKSTON SOUTH SUBURB REPORT

## Recent Frankston South sales











Discover a snapshot of the most recent results for this suburb, to view the full 12 months of sales history, please go to [jellisraig.com.au/suburb-reports](http://jellisraig.com.au/suburb-reports)

Address	Bedrooms	Type	Price	Sold
 42 Sibyl Av Frankston South	6	House	\$2,950,000	29 Jun 2026
 4/23 Culcairn Dr Frankston South	2	Unit	\$620,000	29 Jun 2026
 73 Baileyana St Frankston South	4	House	\$930,000	26 Jun 2026
 43 Picnic St Frankston South	4	House	\$1,270,000	20 Jun 2026
 26 Karina St Frankston South	3	House	\$1,225,000	20 Jun 2026
 158 Kars St FRANKSTON SOUTH	4	House	\$1,125,000	18 Jun 2026
 23 Hoadley Av Frankston South	4	House	\$1,420,000	16 Jun 2026
 8 Gregory Av Frankston South	4	House	\$1,345,000	29 May 2026
 62 Manor Dr Frankston South	4	House	\$1,300,000	28 May 2026
 4 Leslie St Frankston South	3	House	\$960,000	26 May 2026

## FRANKSTON SOUTH SUBURB REPORT

Address	Bedrooms	Type	Price	Sold
 13 Ronald Av Frankston South	4	House	\$1,220,000	23 May 2026
 61a Humphries Rd Frankston South	5	House	\$1,540,000	21 May 2026
 1/15 Genista St Frankston South	3	House	\$825,000	20 May 2026
 13 Sweetwater Dr Frankston South	4	House	\$1,700,000	16 May 2026
 35 Leslie St Frankston South	3	House	\$950,000	11 May 2026
 23 Brighton St FRANKSTON SOUTH	3	House	\$1,056,000	11 May 2026
 12 Tristania St Frankston South	3	House	\$950,000	10 May 2026
 4 Luke Ct Frankston South	3	House	\$1,075,000	06 May 2026
 197 Humphries Rd Frankston South	4	House	\$1,300,000	06 May 2026
 8 Wineview La Frankston South	3	House	\$1,455,000	05 May 2026

## FRANKSTON SOUTH SUBURB REPORT

Address	Bedrooms	Type	Price	Sold
 10 Nareen Ct Frankston South	4	House	\$1,226,000	05 May 2026
 106A Kars St Frankston South	2	House	\$1,031,000	01 May 2026
 3 Ovata Ct Frankston South	4	House	\$1,462,500	01 May 2026
 8 Norman Av Frankston South	4	House	\$1,175,000	01 May 2026
 4 Brompton Cl Frankston South	4	House	\$950,000	29 Apr 2026
 39 Blaxland Av Frankston South	3	House	\$961,250	29 Apr 2026
 6 Pratt Av Frankston South	3	House	\$1,050,000	28 Apr 2026
 21 Mccomb Blvd Frankston South	3	House	\$1,391,000	23 Apr 2026
 51 Jasper Tce Frankston South	3	House	\$1,285,000	22 Apr 2026
 2 Sweetwater Dr Frankston South	5	House	\$1,410,000	17 Apr 2026



Jellis Craig acknowledges and pays our respects to the Bunurong People, the Wadawurrung People, the Dja Dja Wurrung People and the Wurundjeri People as the Traditional Owners and original custodians of the lands on which Jellis Craig operates.

---

Data is current as of PDF generation date 01/07/2026

- 1 Property Data Online, updated quarterly for the past 12 months
- 2 Property Data Online, updated daily for the past 12 months
- 3 Property Data Online, updated daily for the past quarter
- 4 Jellis Craig's average inspection attendance per listing (houses) over the last 12 months, updated daily
- 5 2021 Australian Census
- 6 Property Data Online, updated daily

This publication contains data, analytics, statistics and other information supplied by PROPERTYDATAONLINE PTY LTD (PropertyData). The data provided in this publication is of a general nature and should not be construed as specific advice or relied upon in lieu of appropriate professional advice.

PropertyData relies upon data supplied by third parties and while the data is checked and reviewed, PropertyData does not warrant the accuracy or completeness of the information to the full extent permitted by the law and excludes all loss or damage howsoever arising (including through negligence) in connection with the data supplied by PropertyData. The State of Victoria owns the copyright in the Property Sales Data and reproduction of that data in any way without the consent of the State of Victoria will constitute a breach of the Copyright Act 1968 (cth). The State of Victoria does not warrant the accuracy or completeness of the Property Sales Data and any person using or relying upon such information does so on the basis that the State of Victoria accepts no responsibility or liability whatsoever for any errors, faults, defects or omissions in the information supplied.