



Frankston South Suburb Report

—
Your connection to property insights



JellisCraig

FRANKSTON SOUTH SUBURB REPORT

Median house price¹

Median

\$1.29m

Quarterly price change

3.62% ↑

Median unit price¹

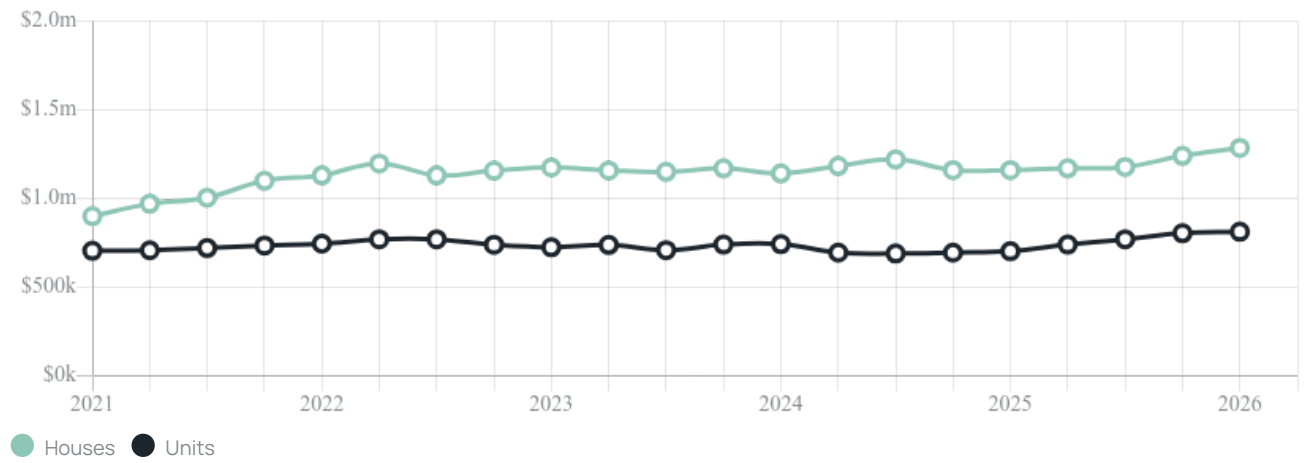
Median

\$813k

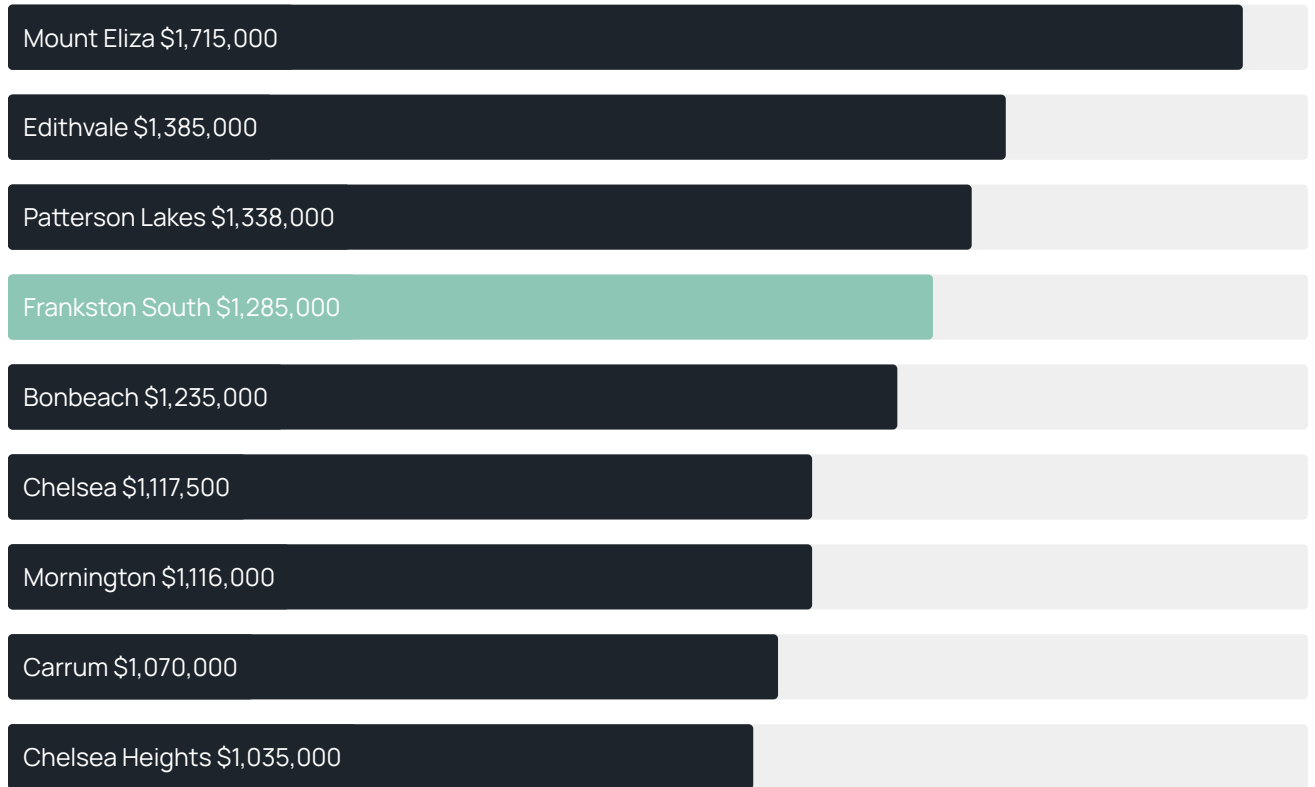
Quarterly price change

1.08% ↑

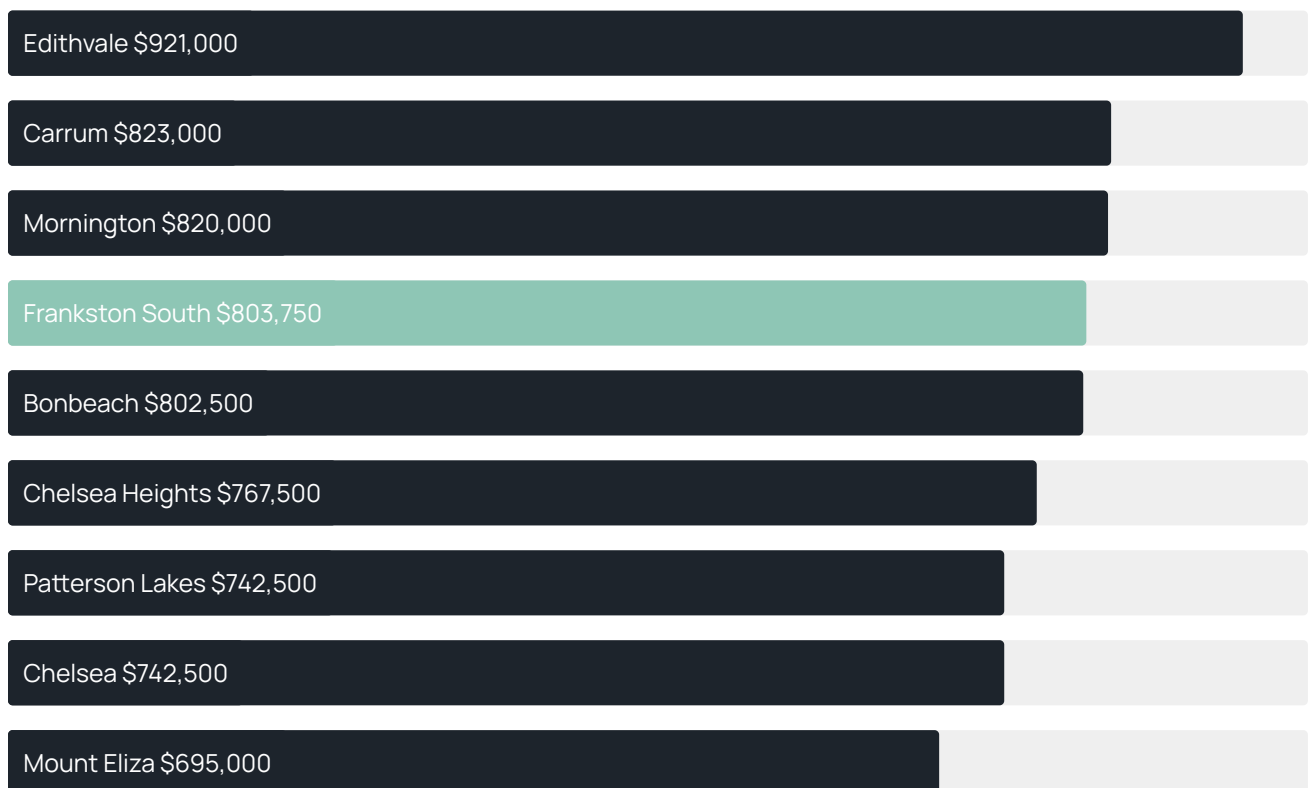
Quarterly price change¹



Median house price¹



Median unit price¹



Sale method²



● Auction 23%
● Private 77%

Auction clearance rate³

37.5%

Median days on market³

29 days

Jellis Craig average inspection attendance per listing⁴

29 groups

Average hold period¹

6.1 years

Dwelling type⁵



● Houses 86% ● Units 14%

Ownership⁵



● Owned outright 40% ● Mortgaged 46% ● Rented 13%

Population⁵

18,801

Median asking rent¹

\$690 per week

Population growth⁵

0

Rental yield¹

2.8%

Median age⁵

44 years











Median household size⁵

2.6 people











FRANKSTON SOUTH SUBURB REPORT

Recent Frankston South sales











Discover a snapshot of the most recent results for this suburb, to view the full 12 months of sales history, please go to jellisCraig.com.au/suburb-reports

Address	Bedrooms	Type	Price	Sold
 39 Blaxland Av Frankston South	3	House	\$961,250	29 Apr 2026
 6 Pratt Av Frankston South	3	House	\$1,050,000	28 Apr 2026
 51 Jasper Tce Frankston South	3	House	\$1,285,000	22 Apr 2026
 2 Sweetwater Dr Frankston South	5	House	\$1,410,000	17 Apr 2026
 2/23 Norman Av Frankston South	3	House	\$1,055,000	13 Apr 2026
 40 Casuarina Dr Frankston South	3	House	\$1,160,000	09 Apr 2026
 10 Balmoral Ct Frankston South	4	House	\$1,410,000	07 Apr 2026
 2/80 Mccomb Blvd Frankston South	2	Unit	\$670,000	02 Apr 2026
 3/143 Kars St Frankston South	3	Unit	\$795,000	01 Apr 2026
 19 Bangalay Av Frankston South	5	House	\$1,625,000	01 Apr 2026

FRANKSTON SOUTH SUBURB REPORT

Address	Bedrooms	Type	Price	Sold
 228 Frankston Flinders Rd Frankston South	4	House	\$1,125,000	31 Mar 2026
 4 Harry Ct Frankston South	4	House	\$1,311,000	28 Mar 2026
 3 Norman Av Frankston South	3	House	\$1,300,000	24 Mar 2026
 41 Christopher Dr Frankston South	4	House	\$1,235,000	24 Mar 2026
 9 Christopher Dr Frankston South	4	House	\$1,250,000	20 Mar 2026
 6 Merrigal Ct Frankston South	6	House	\$2,200,000	17 Mar 2026
 5 Bolte Ct Frankston South	4	House	\$1,107,000	16 Mar 2026
 1 Harcourt Av Frankston South	3	House	\$1,710,000	16 Mar 2026
 11 Stradbroke Av Frankston South	4	House	\$1,335,000	14 Mar 2026
 23 Pastoral St Frankston South	3	House	\$999,000	13 Mar 2026

FRANKSTON SOUTH SUBURB REPORT

Address	Bedrooms	Type	Price	Sold
 3/8 Pratt Av Frankston South	3	Unit	\$676,000	13 Mar 2026
 1/41b Culcairn Dr Frankston South	3	Flat/Unit/Apartment	\$730,000	10 Mar 2026
 36 Bartlett St FRANKSTON SOUTH	4	House	\$1,520,000	05 Mar 2026
 29 Seaview Rd Frankston South	3	House	\$1,400,000	04 Mar 2026
 29 Manor Dr Frankston South	3	House	\$1,081,000	02 Mar 2026
 3/2 Brighton St FRANKSTON SOUTH	2	Unit	\$828,000	23 Feb 2026
 15 Wentworth Av Frankston South	3	House	\$973,000	23 Feb 2026
 1/18 Bruarong Cr Frankston South	2	Unit	\$827,500	22 Feb 2026
 9 Shelbury Pl Frankston South	3	House	\$1,000,000	20 Feb 2026
 130 Kars St Frankston South	2	Unit	\$706,000	19 Feb 2026



Jellis Craig acknowledges and pays our respects to the Bunurong People, the Wadawurrung People, the Dja Dja Wurrung People and the Wurundjeri People as the Traditional Owners and original custodians of the lands on which Jellis Craig operates.

Data is current as of PDF generation date 01/05/2026

- 1 Property Data Online, updated quarterly for the past 12 months
- 2 Property Data Online, updated daily for the past 12 months
- 3 Property Data Online, updated daily for the past quarter
- 4 Jellis Craig's average inspection attendance per listing (houses) over the last 12 months, updated daily
- 5 2021 Australian Census
- 6 Property Data Online, updated daily

This publication contains data, analytics, statistics and other information supplied by PROPERTYDATAONLINE PTY LTD (PropertyData). The data provided in this publication is of a general nature and should not be construed as specific advice or relied upon in lieu of appropriate professional advice.

PropertyData relies upon data supplied by third parties and while the data is checked and reviewed, PropertyData does not warrant the accuracy or completeness of the information to the full extent permitted by the law and excludes all loss or damage howsoever arising (including through negligence) in connection with the data supplied by PropertyData. The State of Victoria owns the copyright in the Property Sales Data and reproduction of that data in any way without the consent of the State of Victoria will constitute a breach of the Copyright Act 1968 (cth). The State of Victoria does not warrant the accuracy or completeness of the Property Sales Data and any person using or relying upon such information does so on the basis that the State of Victoria accepts no responsibility or liability whatsoever for any errors, faults, defects or omissions in the information supplied.