



Fyansford

Suburb Report



Your connection to property insights



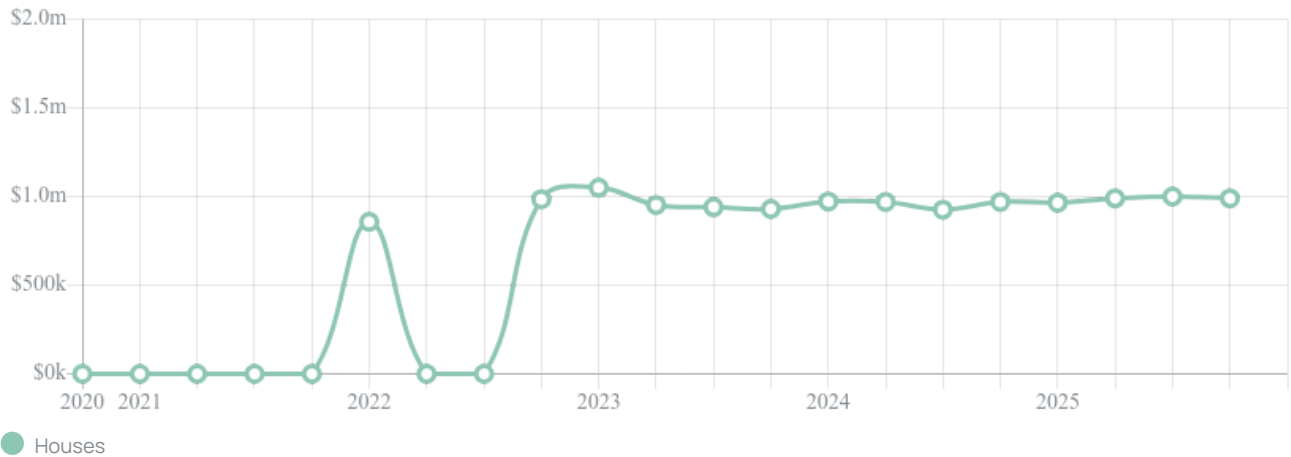
JellisCraig

Median house price¹

Median
\$990k

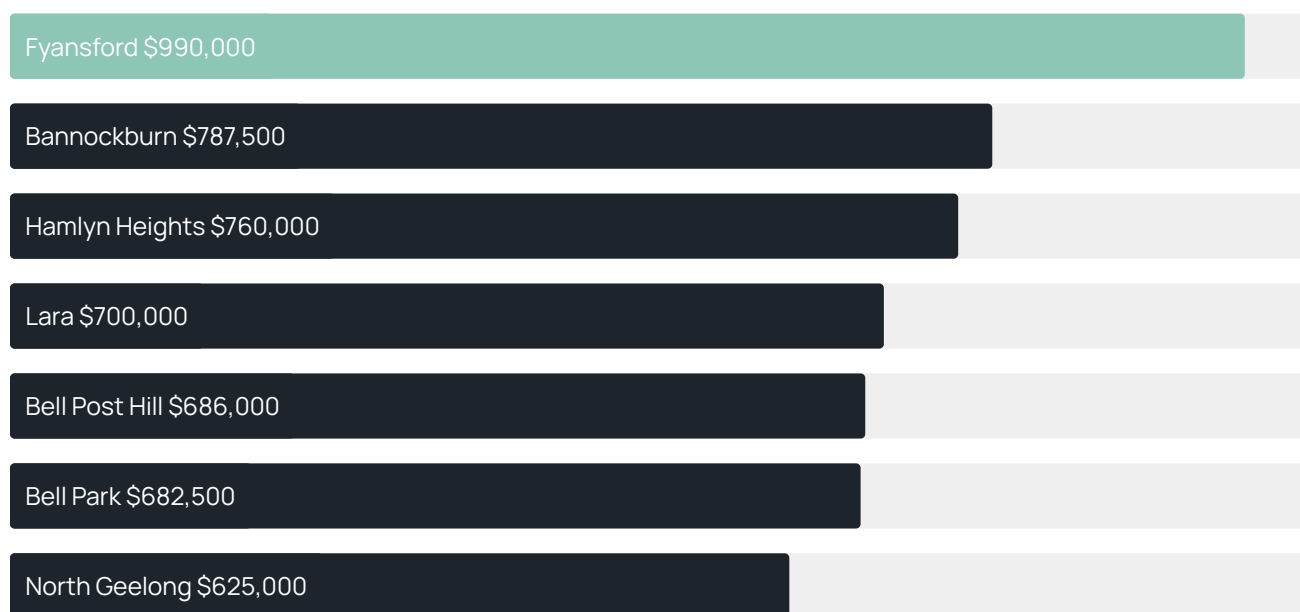
Quarterly price change
-1.00% ↓

Quarterly price change¹



FYANSFORD SUBURB REPORT

Median house price¹



Median unit price¹



Sale method²

● Auction 11%
● Private 89%

Auction clearance rate³

100%

Median days on market³

88 days

Average hold period¹

3.6 years

Dwelling type⁵

● Houses 88% ● Units 12%

Ownership⁵

● Owned outright 27% ● Mortgaged 61% ● Rented 12%

Population⁵

1,206

Median asking rent¹

\$660 per week

Median age⁵

34 years

Rental yield¹

3.54%











Median household size⁵

2.8 people











FYANSFORD SUBURB REPORT

Recent Fyansford sales











Discover a snapshot of the most recent results for this suburb, to view the full 12 months of sales history, please go to jellisCraig.com.au/suburb-reports

Address	Bedrooms	Type	Price	Sold
 9 Littlewood Dr Fyansford	4	House	\$830,000	17 Dec 2025
 6 Casey Blvd Fyansford	4	House	\$1,030,000	18 Nov 2025
 13 Pebble St Fyansford	4	House	\$905,000	11 Nov 2025
 58 Hyland St Fyansford	3	House	\$1,300,000	04 Nov 2025
 116 Monier Way Fyansford	0	Land	\$450,000	22 Oct 2025
 107 Monier Way Fyansford	4	House	\$795,000	07 Oct 2025
 71 Littlewood Dr Fyansford	4	House	\$885,000	03 Oct 2025
 5 Harold Mews Fyansford	4	House	\$800,000	04 Sep 2025
 95 Clarkes Rd Fyansford	4	House	\$730,000	03 Sep 2025
 52 Monier Way Fyansford	4	House	\$1,375,000	22 Aug 2025

FYANSFORD SUBURB REPORT

Address	Bedrooms	Type	Price	Sold
 10 Alira Way Fyansford	4	House	\$1,147,500	14 Aug 2025
 5 Marr Ct Fyansford	4	House	\$900,000	07 Aug 2025
 1 Hardiman Cirt Fyansford	3	House	\$1,015,000	17 Jul 2025
 10 Casey Blvd Fyansford	4	House	\$960,000	05 Jul 2025
 24-26 Salisbury Cirt Fyansford	4	House	\$1,070,000	24 Jun 2025
 24 Salisbury Cirt Fyansford	4	House	\$1,070,000	24 Jun 2025
 84 Clarkes Rd Fyansford	4	House	\$785,000	05 Jun 2025
 63 Littlewood Dr Fyansford	3	House	\$1,050,000	02 Jun 2025
 11 Dell Blvd Fyansford	4	House	\$1,350,000	24 May 2025
 11 Knowles St Fyansford	3	House	\$710,000	23 Apr 2025

FYANSFORD SUBURB REPORT

Address	Bedrooms	Type	Price	Sold
 9 Schroeder Ct Fyansford	4	House	\$910,000	22 Apr 2025
 86 Monier Way Fyansford	4	House	\$980,000	19 Apr 2025
 21 Littlewood Dr Fyansford	4	House	\$955,000	17 Apr 2025
 5 McAuliffe Dr Fyansford	4	House	\$1,000,000	16 Apr 2025
 31 Zenith Cirt Fyansford	4	House	\$900,000	12 Apr 2025
 5 Hardiman Cirt Fyansford	3	House	\$965,000	24 Mar 2025
 5 Schroeder Ct Fyansford	3	House	\$990,000	18 Mar 2025
 9 Maskell Ct Fyansford	4	House	\$1,525,000	27 Feb 2025
 15 Knowles St Fyansford	3	House	\$781,000	24 Feb 2025
 12 Black Bull Ridg Fyansford	4	House	\$750,000	18 Feb 2025



Jellis Craig Geelong
205 Pakington Street, Geelong West
(03) 5222 7772

Jellis Craig acknowledges and pays our respects to the Bunurong People, the Wadawurrung People, the Dja Dja Wurrung People and the Wurundjeri People as the Traditional Owners and original custodians of the lands on which Jellis Craig operates.

Data is current as of PDF generation date 01/02/2026

- 1 Property Data Online, updated quarterly for the past 12 months
- 2 Property Data Online, updated daily for the past 12 months
- 3 Property Data Online, updated daily for the past quarter
- 4 Jellis Craig's average inspection attendance per listing (houses) over the last 12 months, updated daily
- 5 2021 Australian Census
- 6 Property Data Online, updated daily

This publication contains data, analytics, statistics and other information supplied by PROPERTYDATAONLINE PTY LTD (PropertyData). The data provided in this publication is of a general nature and should not be construed as specific advice or relied upon in lieu of appropriate professional advice.

PropertyData relies upon data supplied by third parties and while the data is checked and reviewed, PropertyData does not warrant the accuracy or completeness of the information to the full extent permitted by the law and excludes all loss or damage howsoever arising (including through negligence) in connection with the data supplied by PropertyData. The State of Victoria owns the copyright in the Property Sales Data and reproduction of that data in any way without the consent of the State of Victoria will constitute a breach of the Copyright Act 1968 (cth). The State of Victoria does not warrant the accuracy or completeness of the Property Sales Data and any person using or relying upon such information does so on the basis that the State of Victoria accepts no responsibility or liability whatsoever for any errors, faults, defects or omissions in the information supplied.