



Fyansford

Suburb Report



Your connection to property insights



JellisCraig

FYANSFORD SUBURB REPORT

Median house price¹

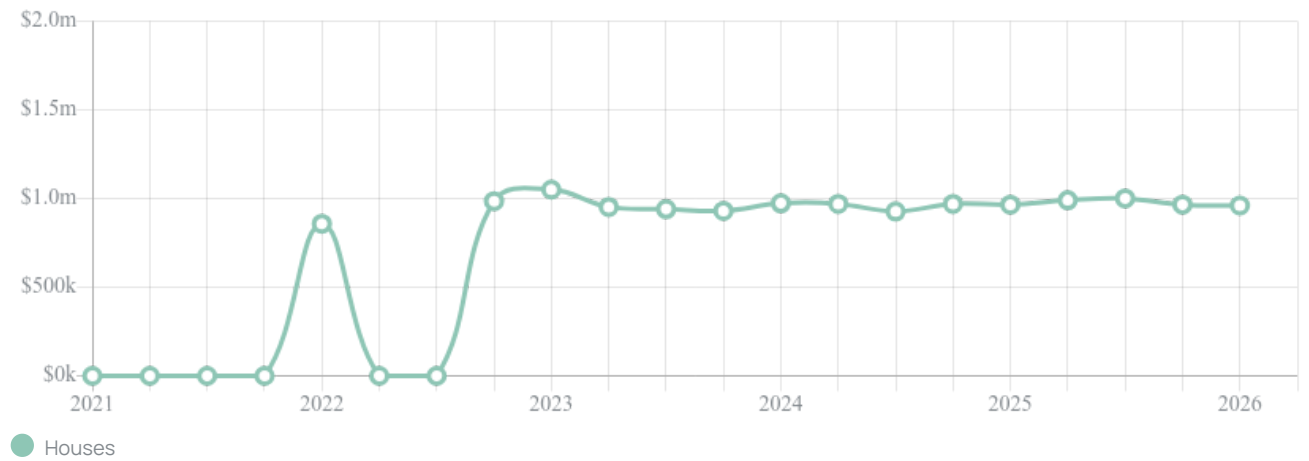
Median

\$960k

Quarterly price change

-0.51% ↓

Quarterly price change¹



FYANSFORD SUBURB REPORT

Median house price¹



Median unit price¹



Sale method²



● Auction 7%
● Private 93%

Auction clearance rate³

100%

Median days on market³

50 days

Jellis Craig average inspection attendance per listing⁴

50 groups

Average hold period¹

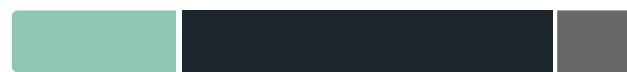
3.6 years

Dwelling type⁵



● Houses 88% ● Units 12%

Ownership⁵



● Owned outright 27% ● Mortgaged 61% ● Rented 12%

Population⁵

1,206

Median asking rent¹

\$650 per week

Median age⁵

34 years

Rental yield¹

3.54%











Median household size⁵

2.8 people











FYANSFORD SUBURB REPORT

Recent Fyansford sales











Discover a snapshot of the most recent results for this suburb, to view the full 12 months of sales history, please go to jellisCraig.com.au/suburb-reports

Address	Bedrooms	Type	Price	Sold
 36 Littlewood Dr Fyansford	3	House	\$780,000	14 May 2026
 26-28 Monier Way Fyansford	5	House	\$1,350,000	14 May 2026
 8 Hardiman Cirt Fyansford	4	House	\$1,150,000	12 May 2026
 4-6 Knowles St Fyansford	4	House	\$1,330,000	22 Apr 2026
 14 Bunny Ct Fyansford	4	House	\$790,000	20 Apr 2026
 54 Clarkes Rd Fyansford	4	House	\$860,000	10 Apr 2026
 12 Casey Blvd Fyansford	4	House	\$1,020,000	25 Mar 2026
 23 Salisbury Cirt Fyansford	4	House	\$835,000	23 Mar 2026
 78 Clarkes Rd Fyansford	4	House	\$833,000	20 Mar 2026
 22 Hardiman Cirt Fyansford	3	House	\$1,100,000	17 Feb 2026

FYANSFORD SUBURB REPORT

Address	Bedrooms	Type	Price	Sold
 11 Escarpment Dr Fyansford	3	House	\$1,061,000	06 Feb 2026
 44 Salisbury Cirt Fyansford	4	House	\$1,005,000	20 Jan 2026
 19 Pebble St Fyansford	4	House	\$905,000	16 Jan 2026
 6 Maskell Ct Fyansford	4	House	\$820,000	09 Jan 2026
 9 Littlewood Dr Fyansford	4	House	\$830,000	17 Dec 2025
 3 Maskell Ct Fyansford	4	House	\$870,000	11 Dec 2025
 6 Casey Blvd Fyansford	4	House	\$1,030,000	18 Nov 2025
 6 Woodland Way Fyansford	5	House	\$990,000	12 Nov 2025
 13 Pebble St Fyansford	4	House	\$905,000	11 Nov 2025
 58 Hyland St Fyansford	3	House	\$1,300,000	04 Nov 2025

FYANSFORD SUBURB REPORT

Address	Bedrooms	Type	Price	Sold
 29 Casey Blvd Fyansford	4	House	\$1,390,000	01 Nov 2025
 116 Monier Way Fyansford	0	Land	\$450,000	22 Oct 2025
 55 Upper Paper Mills Rd FYANSFORD	3	House	\$850,000	10 Oct 2025
 107 Monier Way Fyansford	4	House	\$795,000	07 Oct 2025
 71 Littlewood Dr Fyansford	4	House	\$885,000	03 Oct 2025
 5 Harold Mews Fyansford	4	House	\$800,000	04 Sep 2025
 95 Clarkes Rd Fyansford	4	House	\$730,000	03 Sep 2025
 52 Monier Way Fyansford	4	House	\$1,375,000	22 Aug 2025
 10 Alira Way Fyansford	4	House	\$1,147,500	14 Aug 2025
 5 Marr Ct Fyansford	4	House	\$900,000	07 Aug 2025



Jellis Craig Geelong
205 Pakington Street, Geelong West
(03) 5222 7772

Jellis Craig acknowledges and pays our respects to the Bunurong People, the Wadawurrung People, the Dja Dja Wurrung People and the Wurundjeri People as the Traditional Owners and original custodians of the lands on which Jellis Craig operates.

Data is current as of PDF generation date 01/06/2026

- 1 Property Data Online, updated quarterly for the past 12 months
- 2 Property Data Online, updated daily for the past 12 months
- 3 Property Data Online, updated daily for the past quarter
- 4 Jellis Craig's average inspection attendance per listing (houses) over the last 12 months, updated daily
- 5 2021 Australian Census
- 6 Property Data Online, updated daily

This publication contains data, analytics, statistics and other information supplied by PROPERTYDATAONLINE PTY LTD (PropertyData). The data provided in this publication is of a general nature and should not be construed as specific advice or relied upon in lieu of appropriate professional advice.

PropertyData relies upon data supplied by third parties and while the data is checked and reviewed, PropertyData does not warrant the accuracy or completeness of the information to the full extent permitted by the law and excludes all loss or damage howsoever arising (including through negligence) in connection with the data supplied by PropertyData. The State of Victoria owns the copyright in the Property Sales Data and reproduction of that data in any way without the consent of the State of Victoria will constitute a breach of the Copyright Act 1968 (cth). The State of Victoria does not warrant the accuracy or completeness of the Property Sales Data and any person using or relying upon such information does so on the basis that the State of Victoria accepts no responsibility or liability whatsoever for any errors, faults, defects or omissions in the information supplied.