

JellisCraig

GEELONG

Suburb Report

Know your neighbourhood.



GEELONG SUBURB REPORT

Median House Price*

Median

\$910k

Quarterly Price Change

-0.54% ↓

Median Unit Price*

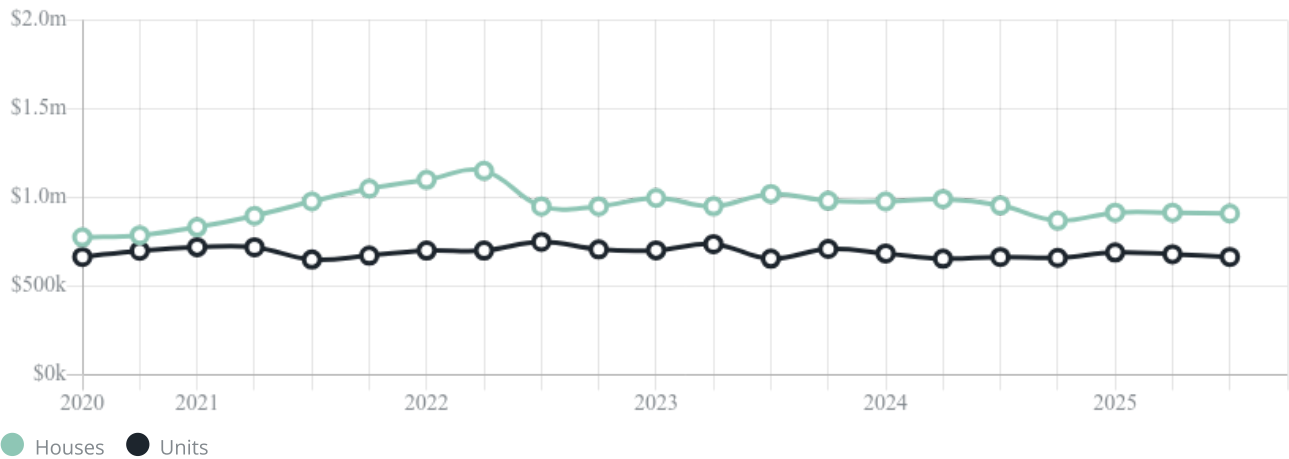
Median

\$665k

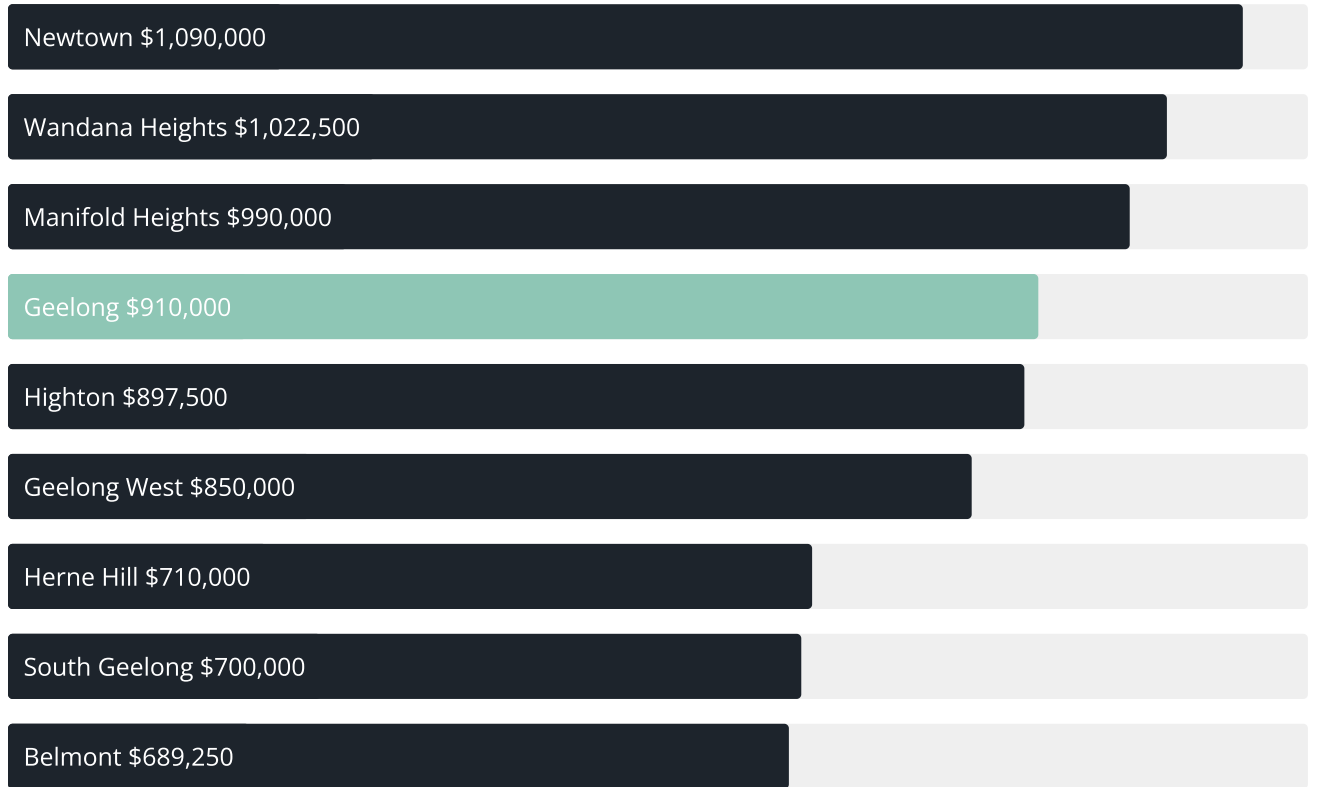
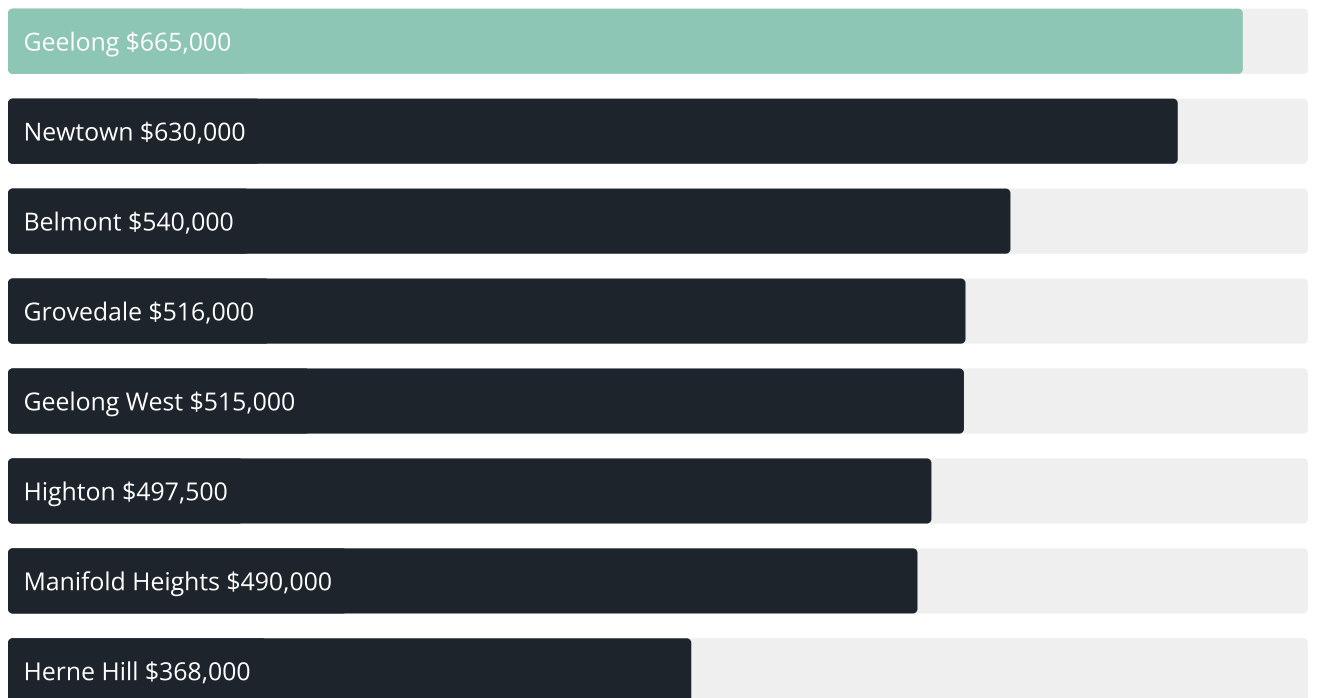
Quarterly Price Change

-2.20% ↓

Quarterly Price Change*



GEELONG SUBURB REPORT

Median House Sale Price^{*}Median Unit Sale Price^{*}

GEELONG SUBURB REPORT

Sale Method^{*}

● Auction 18%

● Private 82%

Auction Clearance Rate^{*}

88.89%Median Days on Market[^]

30 daysAverage Hold Period^{*}

5.6 yearsDwelling Type[^]

● Houses 52%

● Units 48%

Ownership[^]

● Owned Outright 37%

● Mortgaged 23%

● Rented 40%

Population[^]

5,811Median Asking Rent per week^{*}

\$555Median Age[^]











40 yearsRental Yield^{*}

2.96%Median Household Size[^]











2 people

GEELONG SUBURB REPORT











Discover a snapshot of the most recent results for this suburb, to view the full 12 months of sales history, please go to jellisraig.com.au/suburbinsights

Address	Bedrooms	Type	Price	Sold
 111 Mckillop St Geelong	3	House	\$787,500	20 Dec 2025
 4 Richmond St Geelong	3	House	\$875,000	16 Dec 2025
 47 Kilgour St Geelong	4	House	\$1,150,000	16 Dec 2025
 175 Kilgour St Geelong	3	House	\$920,500	13 Dec 2025
 3/17 Brownbill St Geelong	2	Unit	\$683,000	05 Dec 2025
 4/3 Pevensey St Geelong	3	Unit	\$1,187,000	27 Nov 2025
 331 Moorabool St Geelong	0	Land	\$730,000	27 Nov 2025
 3/73-75 Maud St Geelong	2	Unit	\$545,000	26 Nov 2025
 10/10 Fitzroy St Geelong	1	House	\$420,000	26 Nov 2025
 307/146 Bellerine St Geelong	2	Strata Unit/Flat	\$485,000	26 Nov 2025

GEELONG SUBURB REPORT

Address	Bedrooms	Type	Price	Sold
 302/18 Malone St Geelong	2	Apartment	\$550,000	26 Nov 2025
 13 Kilgour St Geelong	3	House	\$850,000	25 Nov 2025
 24 Fitzroy St Geelong	2	House	\$1,075,000	22 Nov 2025
 3/73 Maud St Geelong	2	Strata Unit/Flat	\$545,000	21 Nov 2025
 4408/4 Yarra St Geelong	2	Unit	\$760,000	13 Nov 2025
 3/146 Bellerine St Geelong	2	Strata Unit/Flat	\$450,000	10 Nov 2025
 509/146 Bellerine St Geelong	2	Apartment	\$610,000	06 Nov 2025
 125 Verner St Geelong	4	House	\$1,700,000	05 Nov 2025
 502/1 York St Geelong	2	Strata Unit/Flat	\$910,000	05 Nov 2025
 1-2 Little Richmond St Geelong	6	Block of Units	\$1,115,000	01 Nov 2025

GEELONG SUBURB REPORT

Address	Bedrooms	Type	Price	Sold
 1105/44 Ryrie St Geelong	2	Apartment	\$635,000	31 Oct 2025
 4 Smythe Pl Geelong	3	Townhouse	\$837,500	30 Oct 2025
 1A/8 Mclarty Pl Geelong	1	Flat/Unit/Apartment	\$450,000	28 Oct 2025
 2304/2 Yarra St Geelong	2	Apartment	\$515,000	27 Oct 2025
 106 Swanston St Geelong	5	House	\$1,460,000	21 Oct 2025
 4703/4 Yarra St Geelong	1	Apartment	\$490,000	21 Oct 2025
 314/1 York St Geelong	1	Strata Unit/Flat	\$555,000	21 Oct 2025
 3/1 Sutherland St Geelong	2	Flat/Unit/Apartment	\$470,000	21 Oct 2025
 17/1 York St Geelong	3	Strata Unit/Flat	\$735,000	17 Oct 2025
 419/1 York St Geelong	3	Strata Unit/Flat	\$785,000	17 Oct 2025



Geelong Office
205 Pakington Street, Geelong West
(03) 5222 7772

jellisrcraig.com.au

Data is current as of PDF generation date 01/01/2026

* Updated Quarterly for the past 12 months

^ Updated daily for the past quarter

~ Updated daily: 33 recent results.

This publication contains data, analytics, statistics and other information supplied by PROPERTYDATAONLINE PTY LTD (PropertyData). The data provided in this publication is of a general nature and should not be construed as specific advice or relied upon in lieu of appropriate professional advice.

PropertyData relies upon data supplied by third parties and while the data is checked and reviewed, PropertyData does not warrant the accuracy or completeness of the information to the full extent permitted by the law and excludes all loss or damage howsoever arising (including through negligence) in connection with the data supplied by PropertyData. The State of Victoria owns the copyright in the Property Sales Data and reproduction of that data in any way without the consent of the State of Victoria will constitute a breach of the Copyright Act 1968 (cth). The State of Victoria does not warrant the accuracy or completeness of the Property Sales Data and any person using or relying upon such information does so on the basis that the State of Victoria accepts no responsibility or liability whatsoever for any errors, faults, defects or omissions in the information supplied.