



Geelong

Suburb Report



Your connection to property insights



JellisCraig

GEELONG SUBURB REPORT

Median house price¹

Median

\$892k

Quarterly price change

-11.18% ↓

Median unit price¹

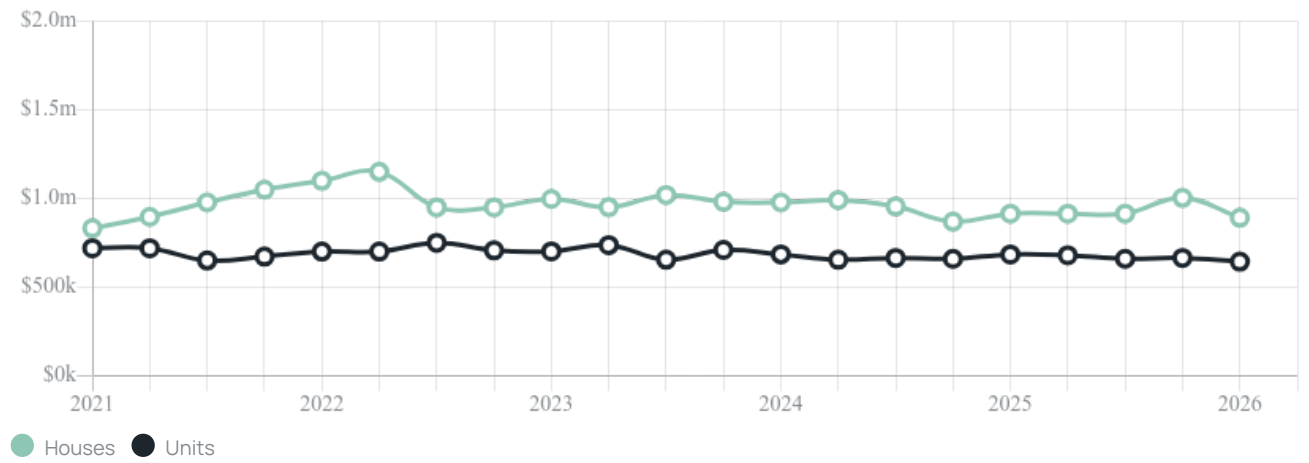
Median

\$644k

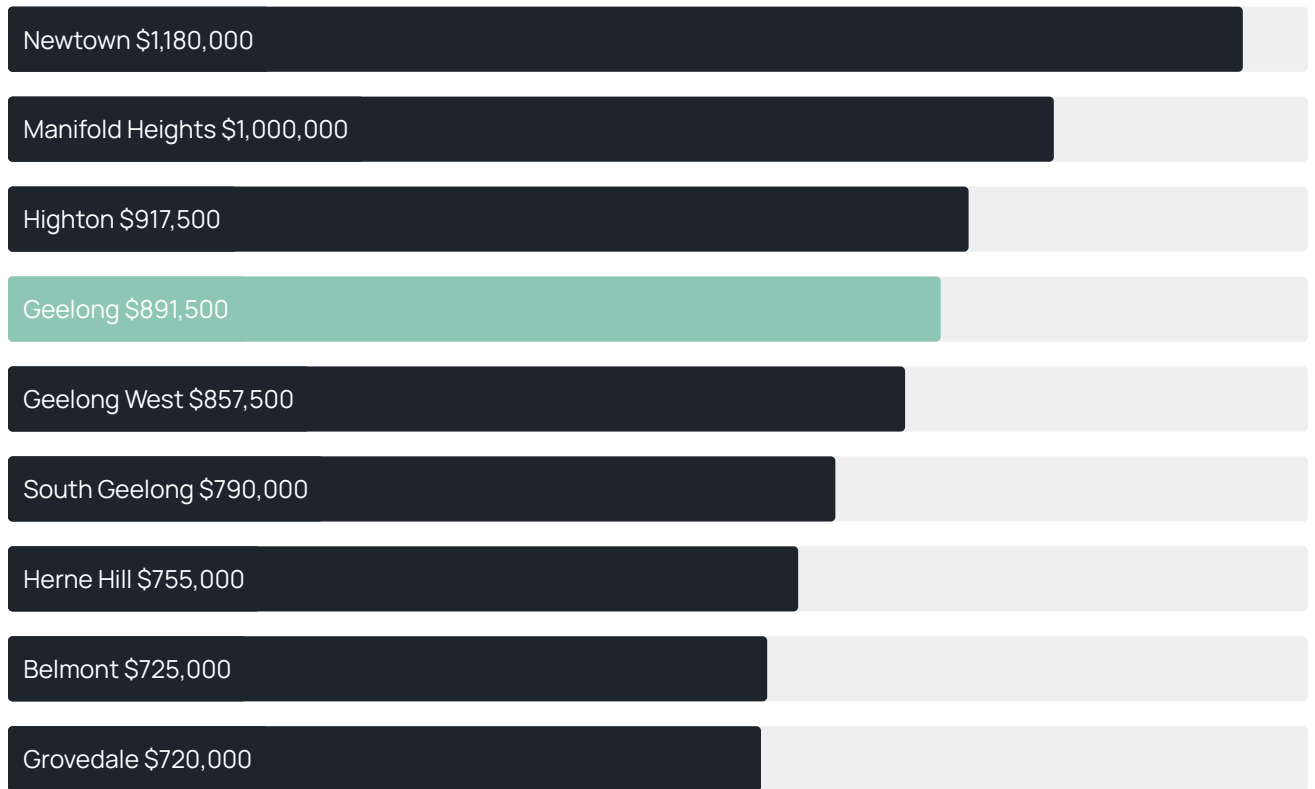
Quarterly price change

-3.19% ↓

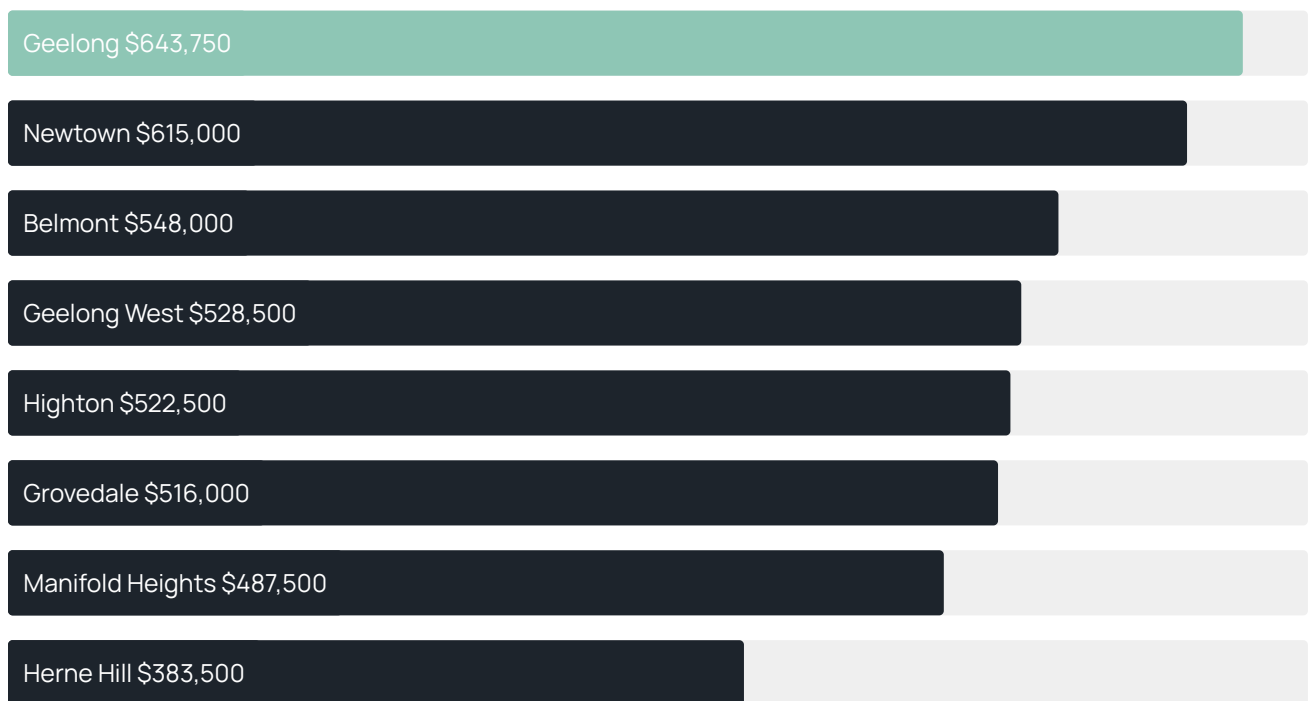
Quarterly price change¹



Median house price¹



Median unit price¹



Sale method²



● Auction 2%
● Private 98%

Auction clearance rate³

100%

Median days on market³

51 days

Jellis Craig average inspection attendance per listing⁴

51 groups

Average hold period¹

5.6 years

Dwelling type⁵



● Houses 52% ● Units 48%

Ownership⁵



● Owned outright 37% ● Mortgaged 23% ● Rented 40%

Population⁵

5,811

Median asking rent¹

\$580 per week

Median age⁵

40 years

Rental yield¹

2.96%











Median household size⁵

2 people











GEELONG SUBURB REPORT

Recent Geelong sales











Discover a snapshot of the most recent results for this suburb, to view the full 12 months of sales history, please go to jellisraig.com.au/suburb-reports

Address	Bedrooms	Type	Price	Sold
 706/8 Gheringhap St Geelong	2	Unit	\$770,000	22 May 2026
 405/120 Brougham St Geelong	2	Apartment	\$875,000	13 May 2026
 2303/2 Yarra St Geelong	2	Unit	\$800,000	01 May 2026
 301/148 Bellerine St Geelong	2	Apartment	\$540,000	24 Apr 2026
 169 Mckillop St Geelong	4	House	\$550,000	21 Apr 2026
 7/242 Ryrie St Geelong	3	Townhouse	\$750,000	16 Apr 2026
 124 Kilgour St Geelong	3	House	\$1,200,000	08 Apr 2026
 203/8-10 Mclarty PI Geelong	2	Apartment	\$495,000	01 Apr 2026
 20/61 Brougham St Geelong	3	Apartment	\$970,000	31 Mar 2026
 155 Swanston St Geelong	3	House	\$765,000	30 Mar 2026

GEELONG SUBURB REPORT

Address	Bedrooms	Type	Price	Sold
 155 Yarra St Geelong	4	House	\$825,000	28 Mar 2026
 302/10 Bellerine St Geelong	1	Apartment	\$410,000	26 Mar 2026
 78 Keera St Geelong	3	House	\$825,000	23 Mar 2026
 4/93 Carr St Geelong	2	Unit	\$528,000	20 Mar 2026
 2/17a The Esplanade Geelong	2	Strata Unit/Flat	\$575,000	20 Mar 2026
 119/1 York St Geelong	3	Strata Unit/Flat	\$750,000	20 Mar 2026
 128 Kilgour St Geelong	3	House	\$782,500	19 Mar 2026
 172 Mckillop St Geelong	4	House	\$825,000	17 Mar 2026
 92 Garden St Geelong	3	House	\$917,000	16 Mar 2026
 303/6-8 Bellerine St Geelong	2	Apartment	\$600,000	15 Mar 2026

GEELONG SUBURB REPORT

Address	Bedrooms	Type	Price	Sold
 303/6 Bellerine St Geelong	2	Serviced Apartments/Holiday Units	\$600,000	15 Mar 2026
 109/18 Malone St Geelong	2	Apartment	\$690,000	12 Mar 2026
 1502/18 Cavendish St Geelong	2	Unit	\$820,000	11 Mar 2026
 6/1 York St Geelong	2	Strata Unit/Flat	\$620,000	11 Mar 2026
 334 Ryrie St Geelong	3	House	\$891,500	10 Mar 2026
 402/8 Gheringhap St Geelong	1	House	\$412,000	10 Mar 2026
 218/1 York St Geelong	3	Strata Unit/Flat	\$760,000	10 Mar 2026
 2003/18 Cavendish St Geelong	3	Apartment	\$1,100,000	06 Mar 2026
 506/8 Gheringhap St Geelong	2	Apartment	\$667,000	06 Mar 2026
 22 Mont Albert Rd Geelong	3	House	\$790,000	06 Mar 2026



Jellis Craig Geelong
205 Pakington Street, Geelong West
(03) 5222 7772

Jellis Craig acknowledges and pays our respects to the Bunurong People, the Wadawurrung People, the Dja Dja Wurrung People and the Wurundjeri People as the Traditional Owners and original custodians of the lands on which Jellis Craig operates.

Data is current as of PDF generation date 01/06/2026

- 1 Property Data Online, updated quarterly for the past 12 months
- 2 Property Data Online, updated daily for the past 12 months
- 3 Property Data Online, updated daily for the past quarter
- 4 Jellis Craig's average inspection attendance per listing (houses) over the last 12 months, updated daily
- 5 2021 Australian Census
- 6 Property Data Online, updated daily

This publication contains data, analytics, statistics and other information supplied by PROPERTYDATAONLINE PTY LTD (PropertyData). The data provided in this publication is of a general nature and should not be construed as specific advice or relied upon in lieu of appropriate professional advice.

PropertyData relies upon data supplied by third parties and while the data is checked and reviewed, PropertyData does not warrant the accuracy or completeness of the information to the full extent permitted by the law and excludes all loss or damage howsoever arising (including through negligence) in connection with the data supplied by PropertyData. The State of Victoria owns the copyright in the Property Sales Data and reproduction of that data in any way without the consent of the State of Victoria will constitute a breach of the Copyright Act 1968 (cth). The State of Victoria does not warrant the accuracy or completeness of the Property Sales Data and any person using or relying upon such information does so on the basis that the State of Victoria accepts no responsibility or liability whatsoever for any errors, faults, defects or omissions in the information supplied.