



Geelong West

Suburb Report



Your connection to property insights



JellisCraig

GEELONG WEST SUBURB REPORT

Median house price¹

Median

\$850k

Quarterly price change

3.65% ↑

Median unit price¹

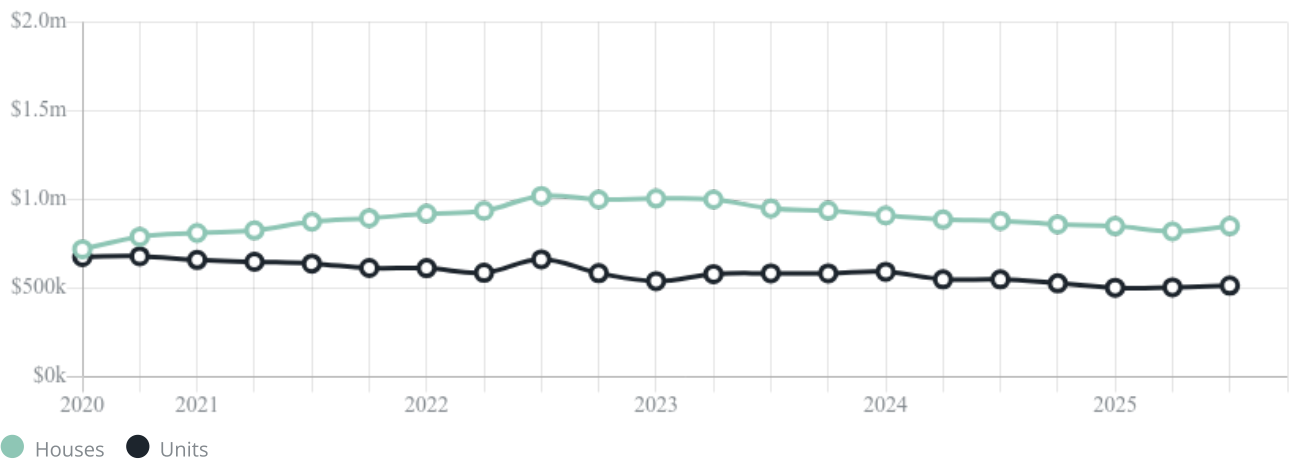
Median

\$515k

Quarterly price change

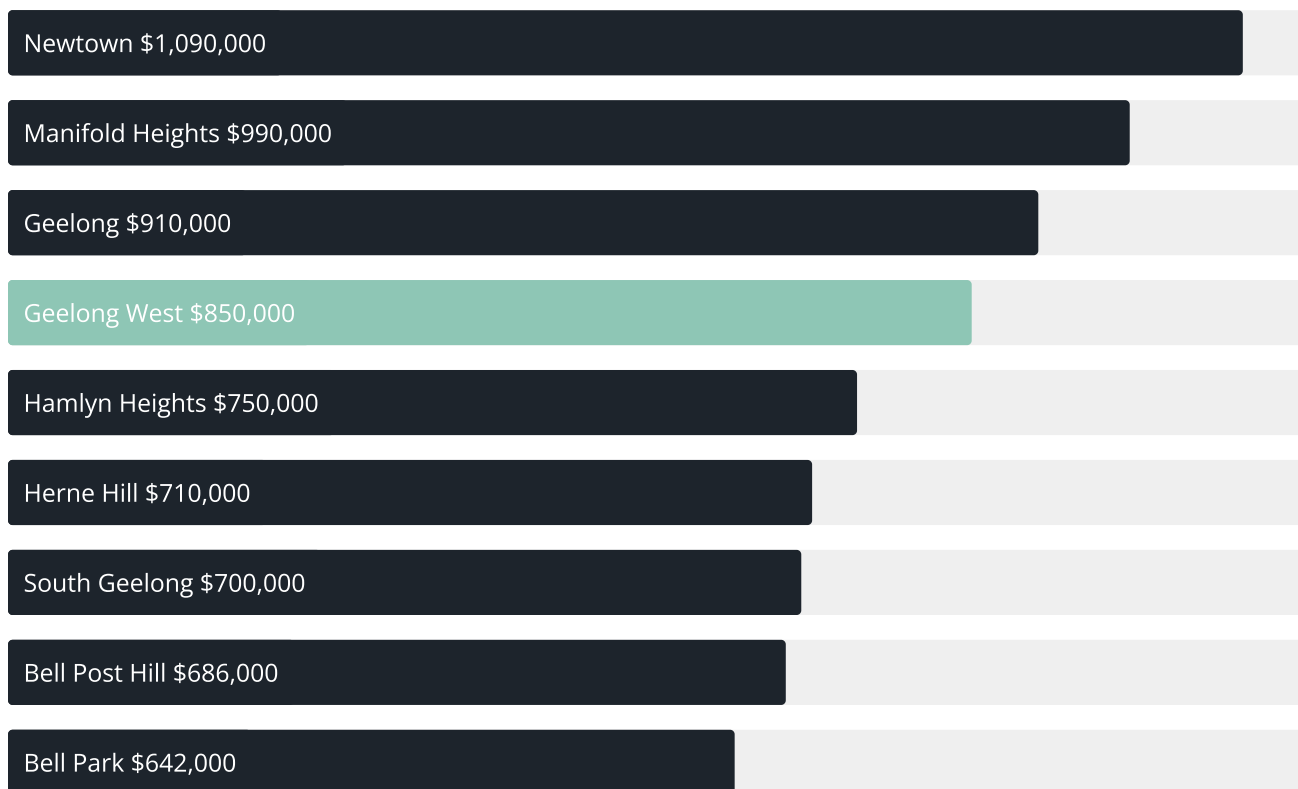
1.98% ↑

Quarterly price change¹

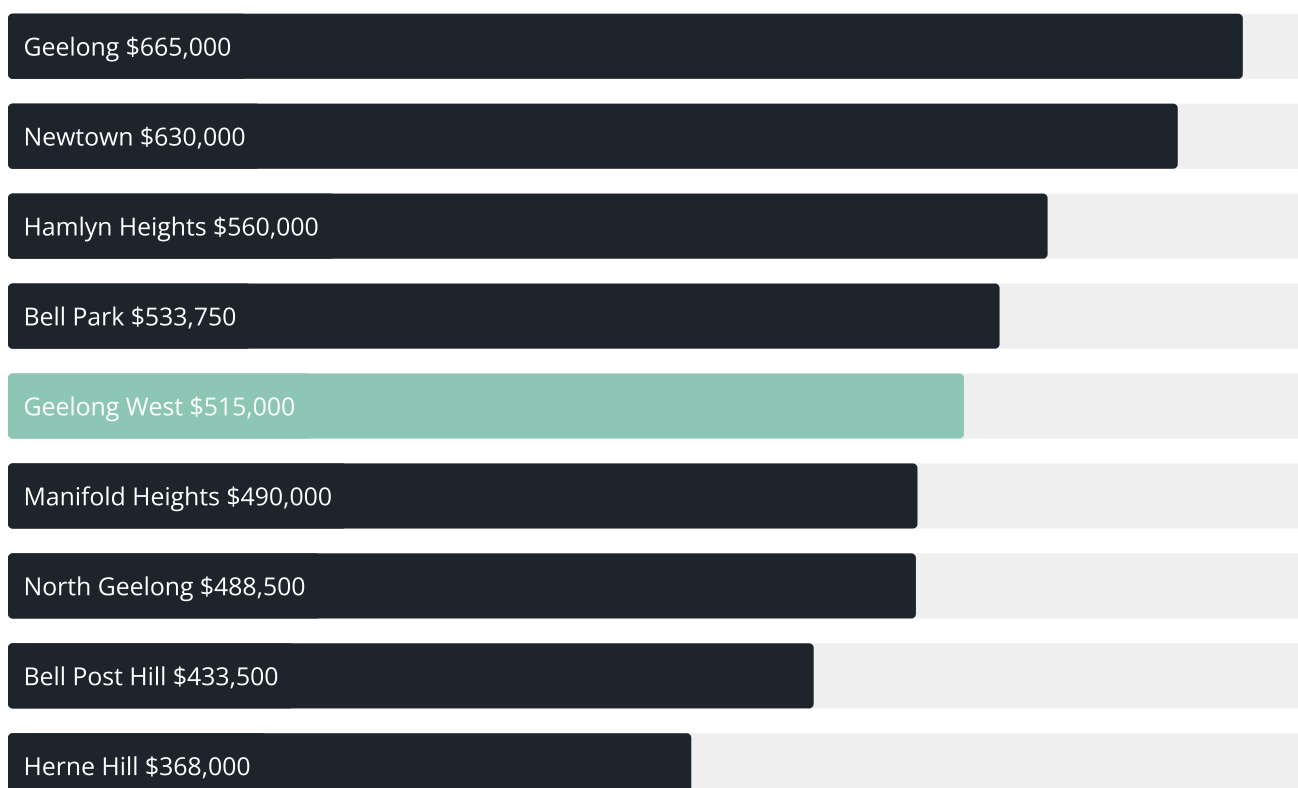


GEELONG WEST SUBURB REPORT

Median house price¹



Median unit price¹



Sale method²Auction clearance rate³

90.91%

Median days on market³

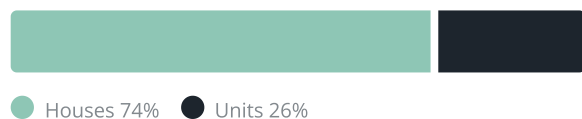
26 days

Jellis Craig average inspection attendance per listing⁴

26 groups

Average hold period¹

7.3 years

Dwelling type⁵Population⁵

7,345

Median age⁵

36 years

Ownership⁵Median asking rent¹

\$530 per week

Rental yield¹

2.99%











Median household size⁵

2.2 people











GEELONG WEST SUBURB REPORT

Recent Geelong West sales











Discover a snapshot of the most recent results for this suburb, to view the full 12 months of sales history, please go to jellisraig.com.au/suburb-reports

Address	Bedrooms	Type	Price	Sold
 1/17 Addis St Geelong West	3	Townhouse	\$775,000	22 Dec 2025
 101/50 Bowlers Av Geelong West	1	Unit	\$426,000	13 Dec 2025
 56 Elizabeth St GEELONG WEST	3	House	\$804,000	13 Dec 2025
 7/131-133 Church St Geelong West	1	Unit	\$296,000	09 Dec 2025
 6/2 Hodgson St GEELONG WEST	2	Unit	\$515,000	06 Dec 2025
 2 Crofton St Geelong West	2	House	\$780,000	06 Dec 2025
 23 Gertrude St Geelong West	2	House	\$525,000	01 Dec 2025
 13 Candover St Geelong West	4	House	\$1,321,000	29 Nov 2025
 9/14-20 Coronation St Geelong West	3	House	\$885,000	28 Nov 2025
 4/15 Isabella St Geelong West	3	House	\$639,500	22 Nov 2025

GEELONG WEST SUBURB REPORT

Address	Bedrooms	Type	Price	Sold
 16 Preston St Geelong West	3	House	\$810,000	22 Nov 2025
 3/38 Villamanta St Geelong West	2	Townhouse	\$705,000	20 Nov 2025
 17 Mowat St Geelong West	3	House	\$1,225,000	15 Nov 2025
 52 Mcdougall St Geelong West	3	House	\$695,000	15 Nov 2025
 53C Britannia St Geelong West	3	Townhouse	\$930,000	14 Nov 2025
 51 Mcdougall St Geelong West	2	House	\$711,500	12 Nov 2025
 2/118 Isabella St Geelong West	2	Unit	\$497,500	11 Nov 2025
 44 Maitland St Geelong West	3	House	\$830,000	05 Nov 2025
 3/20 Mcdougall St Geelong West	2	Unit	\$351,000	03 Nov 2025
 2/126 Weller St Geelong West	1	Flat/Unit/Apartment	\$410,000	31 Oct 2025

GEELONG WEST SUBURB REPORT

Address	Bedrooms	Type	Price	Sold
 117 Gertrude St Geelong West	3	Townhouse	\$750,000	29 Oct 2025
 37 Avon St Geelong West	3	House	\$671,500	28 Oct 2025
 24 Waratah St Geelong West	3	House	\$840,500	25 Oct 2025
 1/44 Wellington St Geelong West	2	Villa	\$626,000	24 Oct 2025
 45 Elizabeth St Geelong West	2	House	\$700,000	24 Oct 2025
 1/20 Coquette St Geelong West	2	Unit	\$590,000	22 Oct 2025
 59 Yuille St Geelong West	3	House	\$1,107,000	20 Oct 2025
 68 Shannon Av Geelong West	4	House	\$940,000	18 Oct 2025
 3/50 Autumn St Geelong West	2	Flat/Unit/Apartment	\$710,000	18 Oct 2025
 16 Raven St Geelong West	3	House	\$850,000	17 Oct 2025



Jellis Craig Geelong

205 Pakington Street, Geelong West
(03) 5222 7772

Jellis Craig acknowledges and pays our respects to the Bunurong People, the Wadawurrung People, the Dja Dja Wurrung People and the Wurundjeri People as the Traditional Owners and original custodians of the lands on which Jellis Craig operates.



Data is current as of PDF generation date 08/01/2026

- 1 Property Data Online, updated quarterly for the past 12 months
- 2 Property Data Online, updated daily for the past 12 months
- 3 Property Data Online, updated daily for the past quarter
- 4 Jellis Craig's average inspection attendance per listing (houses) over the last 12 months, updated daily
- 5 2021 Australian Census
- 6 Property Data Online, updated daily

This publication contains data, analytics, statistics and other information supplied by PROPERTYDATAONLINE PTY LTD (PropertyData). The data provided in this publication is of a general nature and should not be construed as specific advice or relied upon in lieu of appropriate professional advice.

PropertyData relies upon data supplied by third parties and while the data is checked and reviewed, PropertyData does not warrant the accuracy or completeness of the information to the full extent permitted by the law and excludes all loss or damage howsoever arising (including through negligence) in connection with the data supplied by PropertyData. The State of Victoria owns the copyright in the Property Sales Data and reproduction of that data in any way without the consent of the State of Victoria will constitute a breach of the Copyright Act 1968 (cth). The State of Victoria does not warrant the accuracy or completeness of the Property Sales Data and any person using or relying upon such information does so on the basis that the State of Victoria accepts no responsibility or liability whatsoever for any errors, faults, defects or omissions in the information supplied.