



# Gladstone Park Suburb Report



Your connection to property insights



**JellisCraig**

GLADSTONE PARK SUBURB REPORT

Median house price<sup>1</sup>

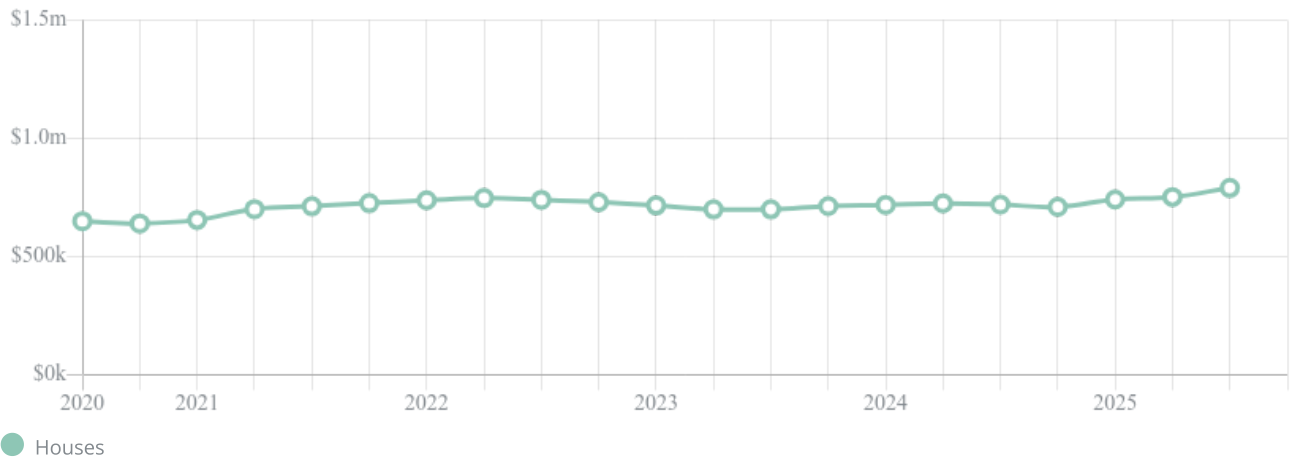
Median

\$791k

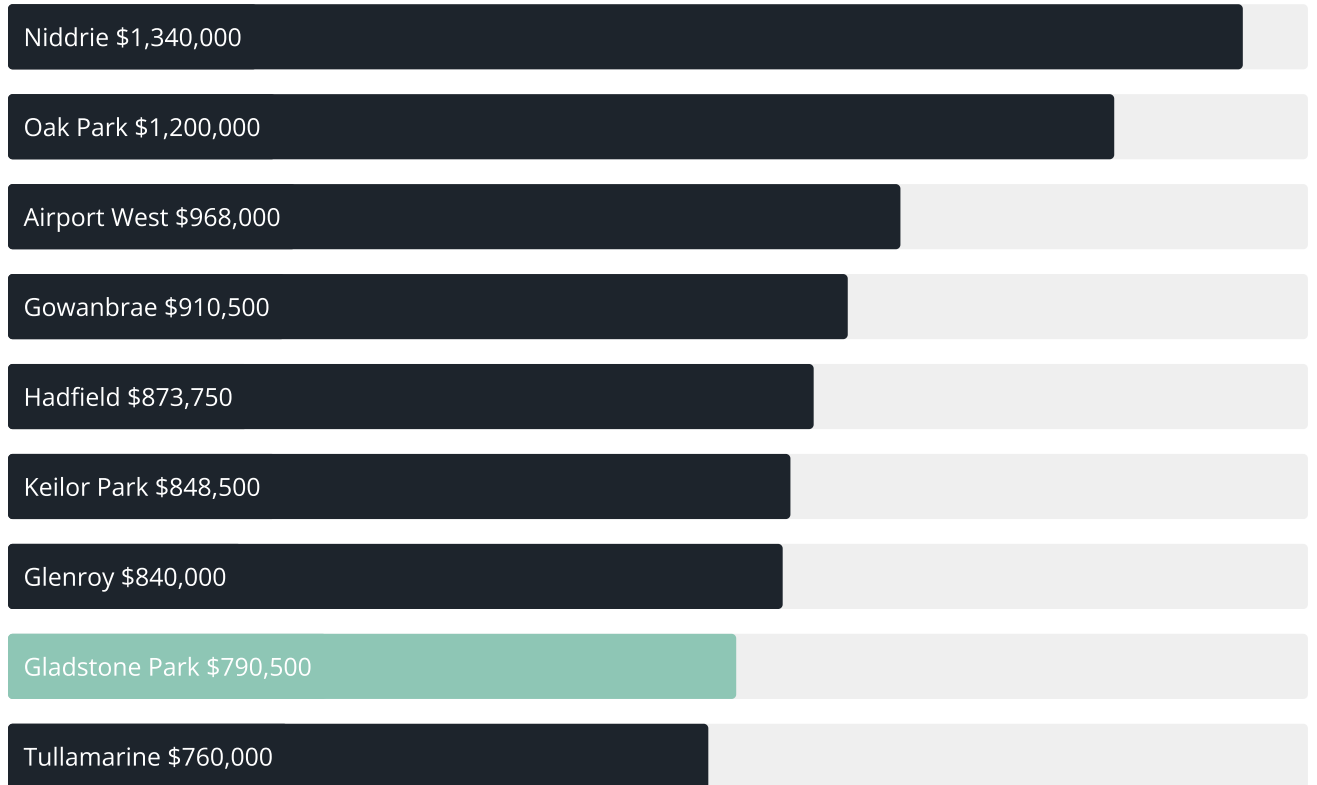
Quarterly price change

5.11% ↑

Quarterly price change<sup>1</sup>



## GLADSTONE PARK SUBURB REPORT

Median house price<sup>1</sup>Median unit price<sup>1</sup>

Sale method<sup>2</sup>

● Auction 74%  
● Private 26%

Auction clearance rate<sup>3</sup>

92.86%

Median days on market<sup>3</sup>

21 days

Average hold period<sup>1</sup>

7.7 years

Dwelling type<sup>5</sup>

● Houses 96% ● Units 4%

Ownership<sup>5</sup>

● Owned outright 46% ● Mortgaged 36% ● Rented 18%

Population<sup>5</sup>

8,213

Median asking rent<sup>1</sup>

\$550 per week

Population growth<sup>5</sup>

-1.50%

Rental yield<sup>1</sup>

3.84%

Median age<sup>5</sup>

42 years











Median household size<sup>5</sup>

2.6 people











## GLADSTONE PARK SUBURB REPORT

## Recent Gladstone Park sales











Discover a snapshot of the most recent results for this suburb, to view the full 12 months of sales history, please go to [jellisicraig.com.au/suburb-reports](https://jellisicraig.com.au/suburb-reports)

Address	Bedrooms	Type	Price	Sold
 13 Highcliffe Cl Gladstone Park	4	House	\$970,000	18 Dec 2025
 61 Lyndhurst Rd Gladstone Park	4	House	\$940,000	16 Dec 2025
 1 Royston Pl Gladstone Park	4	House	\$850,000	13 Dec 2025
 11 Townsend Av Gladstone Park	3	House	\$890,000	13 Dec 2025
 32 Linacre Cr Gladstone Park	4	House	\$940,000	13 Dec 2025
 3 Trollaby Cl Gladstone Park	4	House	\$950,000	13 Dec 2025
 35 Payne St Gladstone Park	4	House	\$830,000	10 Dec 2025
 9 Banks Pl Gladstone Park	3	House	\$955,000	06 Dec 2025
 28 Osborne Av Gladstone Park	4	House	\$720,000	02 Dec 2025
 1 Taylor Dr Gladstone Park	4	House	\$968,500	29 Nov 2025

## GLADSTONE PARK SUBURB REPORT

Address	Bedrooms	Type	Price	Sold
 8 Drake Cl Gladstone Park	4	House	\$870,000	27 Nov 2025
 282 Carrick Dr Gladstone Park	3	House	\$1,045,000	26 Nov 2025
 21 Burnleigh Dr Gladstone Park	3	House	\$760,000	22 Nov 2025
 2 Cosdown Cl Gladstone Park	4	Townhouse	\$977,000	20 Nov 2025
 8 North Circular Rd Gladstone Park	4	House	\$925,000	15 Nov 2025
 1 The Circuit Gladstone Park	5	House	\$825,000	15 Nov 2025
 2 Power Cl Gladstone Park	3	House	\$750,000	14 Nov 2025
 56 Clarke Dr Gladstone Park	3	House	\$670,000	14 Nov 2025
 48 Burnleigh Dr Gladstone Park	1	House	\$650,000	11 Nov 2025
 19 Parnell Cr Gladstone Park	3	House	\$850,000	08 Nov 2025

## GLADSTONE PARK SUBURB REPORT

Address	Bedrooms	Type	Price	Sold
 55 Wolverton Dr Gladstone Park	4	House	\$975,000	08 Nov 2025
 11 Dingley Cl Gladstone Park	4	House	\$828,000	28 Oct 2025
 28 Gabrielle Cr Gladstone Park	3	House	\$870,000	25 Oct 2025
 6 Bunbury Ct Gladstone Park	3	House	\$850,000	25 Oct 2025
 4 Sheldon Ct Gladstone Park	4	House	\$950,000	25 Oct 2025
 9/16 South Circular Rd Gladstone Park	1	Flat/Unit/Apartment	\$315,000	21 Oct 2025
 1 Drake Cl Gladstone Park	3	House	\$847,000	18 Oct 2025
 3 Dundee Cl Gladstone Park	3	House	\$710,000	17 Oct 2025
 4 Jindara Ct Gladstone Park	3	House	\$850,000	15 Oct 2025
 1 Banks Pl Gladstone Park	4	House	\$940,000	14 Oct 2025





**Jellis Craig Brunswick**  
179 Sydney Rd, Brunswick  
03 9387 5888

Jellis Craig acknowledges and pays our respects to the Bunurong People, the Wadawurrung People, the Dja Dja Wurrung People and the Wurundjeri People as the Traditional Owners and original custodians of the lands on which Jellis Craig operates.



Data is current as of PDF generation date 08/01/2026

- 1 Property Data Online, updated quarterly for the past 12 months
- 2 Property Data Online, updated daily for the past 12 months
- 3 Property Data Online, updated daily for the past quarter
- 4 Jellis Craig's average inspection attendance per listing (houses) over the last 12 months, updated daily
- 5 2021 Australian Census
- 6 Property Data Online, updated daily

This publication contains data, analytics, statistics and other information supplied by PROPERTYDATAONLINE PTY LTD (PropertyData). The data provided in this publication is of a general nature and should not be construed as specific advice or relied upon in lieu of appropriate professional advice.

PropertyData relies upon data supplied by third parties and while the data is checked and reviewed, PropertyData does not warrant the accuracy or completeness of the information to the full extent permitted by the law and excludes all loss or damage howsoever arising (including through negligence) in connection with the data supplied by PropertyData. The State of Victoria owns the copyright in the Property Sales Data and reproduction of that data in any way without the consent of the State of Victoria will constitute a breach of the Copyright Act 1968 (cth). The State of Victoria does not warrant the accuracy or completeness of the Property Sales Data and any person using or relying upon such information does so on the basis that the State of Victoria accepts no responsibility or liability whatsoever for any errors, faults, defects or omissions in the information supplied.