



Gladstone Park

Suburb Report



Your connection to property insights



JellisCraig

GLADSTONE PARK SUBURB REPORT

Median house price¹

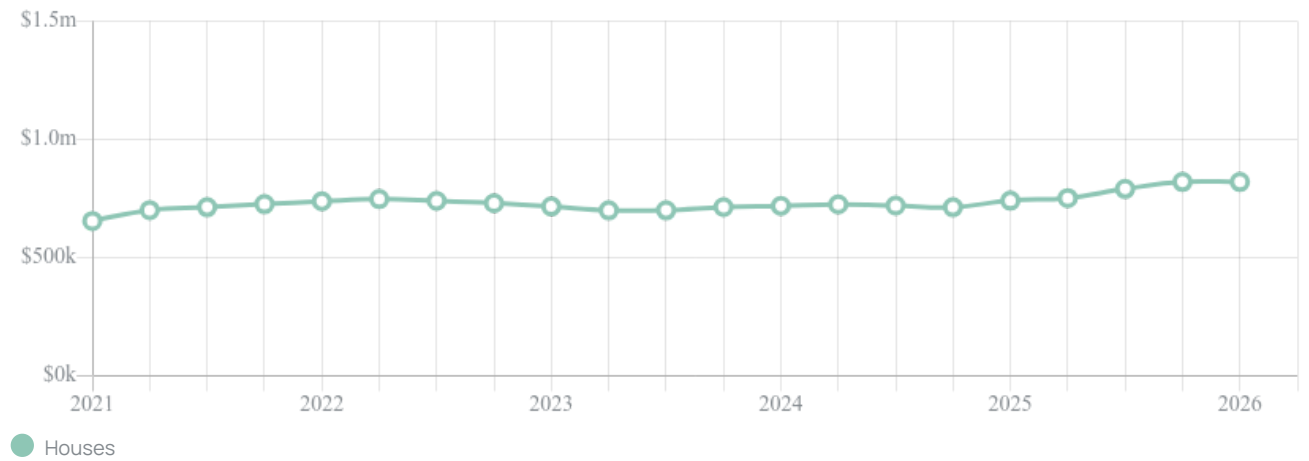
Median

\$820k

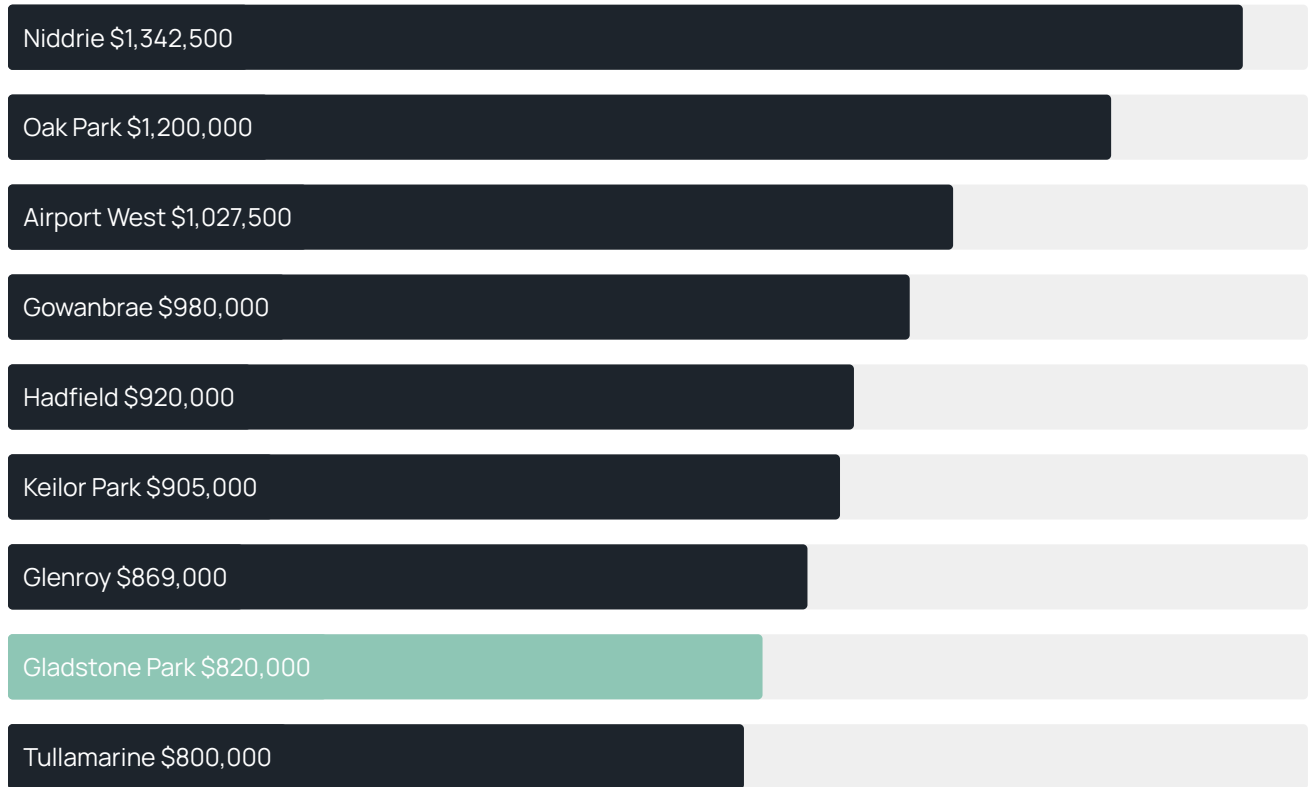
Quarterly price change

0.00% ↓

Quarterly price change¹



Median house price¹



Median unit price¹



Sale method²



● Auction 96%
● Private 4%

Auction clearance rate³

79.17%

Median days on market³

24 days

Average hold period¹

7.7 years

Dwelling type⁵



● Houses 96% ● Units 4%

Ownership⁵



● Owned outright 46% ● Mortgaged 36% ● Rented 18%

Population⁵

8,213

Median asking rent¹

\$550 per week

Population growth⁵

-1.50%

Rental yield¹

3.84%

Median age⁵

42 years











Median household size⁵

2.6 people











GLADSTONE PARK SUBURB REPORT

Recent Gladstone Park sales











Discover a snapshot of the most recent results for this suburb, to view the full 12 months of sales history, please go to jellisraig.com.au/suburb-reports

Address	Bedrooms	Type	Price	Sold
 125 South Circular Rd Gladstone Park	4	House	\$875,000	30 Jun 2026
 5 Castleton Ct Gladstone Park	4	House	\$815,000	12 Jun 2026
 4 Bay Ct Gladstone Park	4	House	\$800,000	30 May 2026
 24 Katrina Dr Gladstone Park	3	House	\$690,000	27 May 2026
 15 Payne St GLADSTONE PARK	4	House	\$785,000	20 May 2026
 1 Padua Ct Gladstone Park	4	House	\$882,000	16 May 2026
 9 Cornwall Cl Gladstone Park	4	House	\$897,000	16 May 2026
 251 Carrick Dr Gladstone Park	4	House	\$710,000	16 May 2026
 36 Snaefell Cr Gladstone Park	4	House	\$885,000	09 May 2026
 23 Ellesmere Cr GLADSTONE PARK	3	House	\$1,168,000	09 May 2026

GLADSTONE PARK SUBURB REPORT

Address	Bedrooms	Type	Price	Sold
 113 South Circular Rd Gladstone Park	4	House	\$822,500	09 May 2026
 7 Power Cl Gladstone Park	3	House	\$805,000	05 May 2026
 61 The Circuit Gladstone Park	4	House	\$840,500	01 May 2026
 1/98 Lenoak St Gladstone Park	3	Flat/Unit/Apartment	\$617,500	22 Apr 2026
 7 Bega Ct Gladstone Park	4	House	\$750,000	18 Apr 2026
 3 Grantley Dr Gladstone Park	4	House	\$880,000	18 Apr 2026
 150 Carrick Dr Gladstone Park	5	House	\$870,000	18 Apr 2026
 9 Fleetwood Ct Gladstone Park	3	House	\$875,000	15 Apr 2026
 15 Claredale Av Gladstone Park	3	House	\$685,000	11 Apr 2026
 60 Wolverton Dr Gladstone Park	4	House	\$835,000	09 Apr 2026

GLADSTONE PARK SUBURB REPORT

Address	Bedrooms	Type	Price	Sold
 10 Spruce Ct Gladstone Park	3	House	\$805,000	08 Apr 2026
 14 Mayfair Cl Gladstone Park	3	House	\$855,000	01 Apr 2026
 1 Eliza Ct Gladstone Park	3	House	\$780,000	29 Mar 2026
 37 Trentham Dr Gladstone Park	4	House	\$795,000	28 Mar 2026
 9 Bladen Pl Gladstone Park	3	House	\$910,000	28 Mar 2026
 109 Carrick Dr Gladstone Park	3	House	\$801,000	28 Mar 2026
 9 Sheldon Ct GLADSTONE PARK	4	House	\$970,000	25 Mar 2026
 103 South Circular Rd Gladstone Park	3	House	\$710,000	19 Mar 2026
 5 Kingsmere Cl Gladstone Park	3	House	\$720,000	18 Mar 2026
 10 Dudley Ct Gladstone Park	3	House	\$765,000	17 Mar 2026



Jellis Craig Brunswick
179 Sydney Rd, Brunswick
03 9387 5888

Jellis Craig acknowledges and pays our respects to the Bunurong People, the Wadawurrung People, the Dja Dja Wurrung People and the Wurundjeri People as the Traditional Owners and original custodians of the lands on which Jellis Craig operates.

Data is current as of PDF generation date 01/07/2026

- 1 Property Data Online, updated quarterly for the past 12 months
- 2 Property Data Online, updated daily for the past 12 months
- 3 Property Data Online, updated daily for the past quarter
- 4 Jellis Craig's average inspection attendance per listing (houses) over the last 12 months, updated daily
- 5 2021 Australian Census
- 6 Property Data Online, updated daily

This publication contains data, analytics, statistics and other information supplied by PROPERTYDATAONLINE PTY LTD (PropertyData). The data provided in this publication is of a general nature and should not be construed as specific advice or relied upon in lieu of appropriate professional advice.

PropertyData relies upon data supplied by third parties and while the data is checked and reviewed, PropertyData does not warrant the accuracy or completeness of the information to the full extent permitted by the law and excludes all loss or damage howsoever arising (including through negligence) in connection with the data supplied by PropertyData. The State of Victoria owns the copyright in the Property Sales Data and reproduction of that data in any way without the consent of the State of Victoria will constitute a breach of the Copyright Act 1968 (cth). The State of Victoria does not warrant the accuracy or completeness of the Property Sales Data and any person using or relying upon such information does so on the basis that the State of Victoria accepts no responsibility or liability whatsoever for any errors, faults, defects or omissions in the information supplied.