



Gladstone Park

Suburb Report



Your connection to property insights



JellisCraig

GLADSTONE PARK SUBURB REPORT

Median house price¹

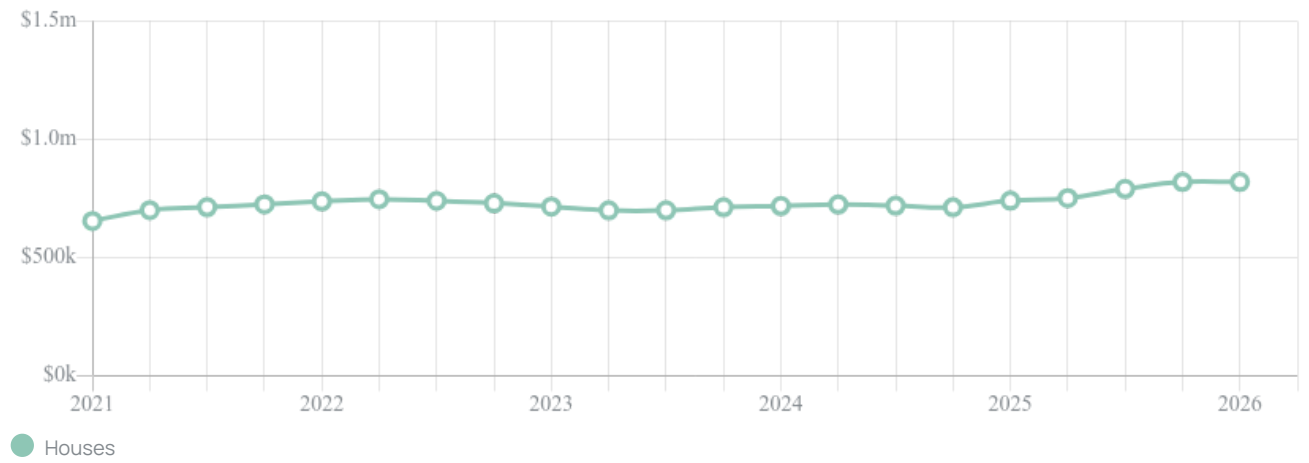
Median

\$820k

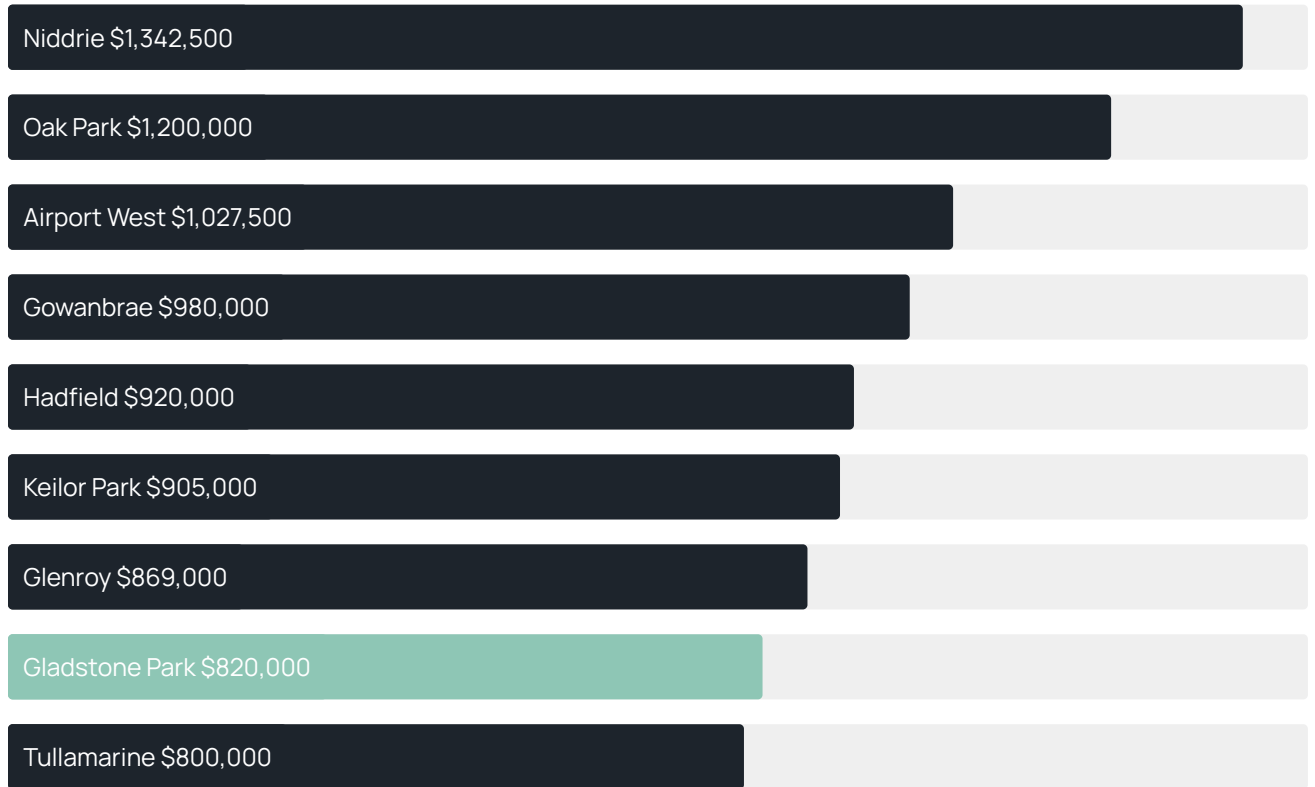
Quarterly price change

0.00% ↓

Quarterly price change¹



Median house price¹



Median unit price¹



Sales Snapshot

Sale method²



● Auction 97%
● Private 3%

Auction clearance rate³

81.25%

Median days on market³

22 days

Average hold period¹

7.7 years

Insights

Dwelling type⁵



● Houses 96% ● Units 4%

Ownership⁵



● Owned outright 46% ● Mortgaged 36% ● Rented 18%

Population⁵

8,213

Median asking rent¹

\$550 per week

Population growth⁵

-1.50%

Rental yield¹

3.84%

Median age⁵

42 years











Median household size⁵

2.6 people











GLADSTONE PARK SUBURB REPORT

Recent Gladstone Park sales











Discover a snapshot of the most recent results for this suburb, to view the full 12 months of sales history, please go to jellisCraig.com.au/suburb-reports

Address	Bedrooms	Type	Price	Sold
 24 Katrina Dr Gladstone Park	3	House	\$690,000	27 Apr 2026
 1/98 Lenoak St Gladstone Park	3	Flat/Unit/Apartment	\$617,500	22 Apr 2026
 3 Grantley Dr Gladstone Park	4	House	\$880,000	18 Apr 2026
 150 Carrick Dr Gladstone Park	5	House	\$870,000	18 Apr 2026
 7 Bega Ct Gladstone Park	4	House	\$750,000	18 Apr 2026
 9 Fleetwood Ct Gladstone Park	3	House	\$875,000	15 Apr 2026
 60 Wolverton Dr Gladstone Park	4	House	\$835,000	09 Apr 2026
 10 Spruce Ct Gladstone Park	3	House	\$805,000	08 Apr 2026
 37 Trentham Dr Gladstone Park	4	House	\$795,000	28 Mar 2026
 9 Bladen Pl Gladstone Park	3	House	\$910,000	28 Mar 2026

GLADSTONE PARK SUBURB REPORT

Address	Bedrooms	Type	Price	Sold
 109 Carrick Dr Gladstone Park	3	House	\$801,000	28 Mar 2026
 103 South Circular Rd Gladstone Park	3	House	\$710,000	19 Mar 2026
 5 Kingsmere Cl Gladstone Park	3	House	\$720,000	18 Mar 2026
 10 Dudley Ct Gladstone Park	3	House	\$765,000	17 Mar 2026
 2 Taunton Pl Gladstone Park	3	House	\$745,000	12 Mar 2026
 18 Wiltshire Rd Gladstone Park	4	House	\$985,000	12 Mar 2026
 7 Wiltshire Rd Gladstone Park	4	House	\$980,000	12 Mar 2026
 19 The Circuit Gladstone Park	3	House	\$822,000	07 Mar 2026
 27a Gabrielle Cr Gladstone Park	3	Townhouse	\$840,000	06 Mar 2026
 336 Carrick Dr Gladstone Park	3	House	\$825,000	06 Mar 2026

GLADSTONE PARK SUBURB REPORT

Address	Bedrooms	Type	Price	Sold
 34 Prior Av Gladstone Park	2	House	\$459,000	27 Feb 2026
 6 Wylle Cl Gladstone Park	4	House	\$941,500	26 Feb 2026
 9 Power Cl Gladstone Park	3	House	\$950,000	26 Feb 2026
 1 Payne St Gladstone Park	3	House	\$800,000	21 Feb 2026
 46 Wolverton Dr Gladstone Park	4	House	\$790,000	19 Feb 2026
 36 Aylesbury Cr Gladstone Park	3	House	\$940,000	17 Feb 2026
 4 Hoctor Cl Gladstone Park	4	House	\$876,000	16 Feb 2026
 40 Aylesbury Cr Gladstone Park	4	House	\$795,000	12 Feb 2026
 3 Cornwall Cl Gladstone Park	3	House	\$805,000	12 Feb 2026
 8 Ashwood Cl Gladstone Park	3	House	\$815,000	06 Feb 2026



Jellis Craig Brunswick
179 Sydney Rd, Brunswick
03 9387 5888

Jellis Craig acknowledges and pays our respects to the Bunurong People, the Wadawurrung People, the Dja Dja Wurrung People and the Wurundjeri People as the Traditional Owners and original custodians of the lands on which Jellis Craig operates.

Data is current as of PDF generation date 01/05/2026

- 1 Property Data Online, updated quarterly for the past 12 months
- 2 Property Data Online, updated daily for the past 12 months
- 3 Property Data Online, updated daily for the past quarter
- 4 Jellis Craig's average inspection attendance per listing (houses) over the last 12 months, updated daily
- 5 2021 Australian Census
- 6 Property Data Online, updated daily

This publication contains data, analytics, statistics and other information supplied by PROPERTYDATAONLINE PTY LTD (PropertyData). The data provided in this publication is of a general nature and should not be construed as specific advice or relied upon in lieu of appropriate professional advice.

PropertyData relies upon data supplied by third parties and while the data is checked and reviewed, PropertyData does not warrant the accuracy or completeness of the information to the full extent permitted by the law and excludes all loss or damage howsoever arising (including through negligence) in connection with the data supplied by PropertyData. The State of Victoria owns the copyright in the Property Sales Data and reproduction of that data in any way without the consent of the State of Victoria will constitute a breach of the Copyright Act 1968 (cth). The State of Victoria does not warrant the accuracy or completeness of the Property Sales Data and any person using or relying upon such information does so on the basis that the State of Victoria accepts no responsibility or liability whatsoever for any errors, faults, defects or omissions in the information supplied.