



Glen Huntly

Suburb Report



Your connection to property insights



JellisCraig

GLEN HUNTLY SUBURB REPORT

Median house price¹

Median

\$1.97m

Quarterly price change

36.80% ↑

Median unit price¹

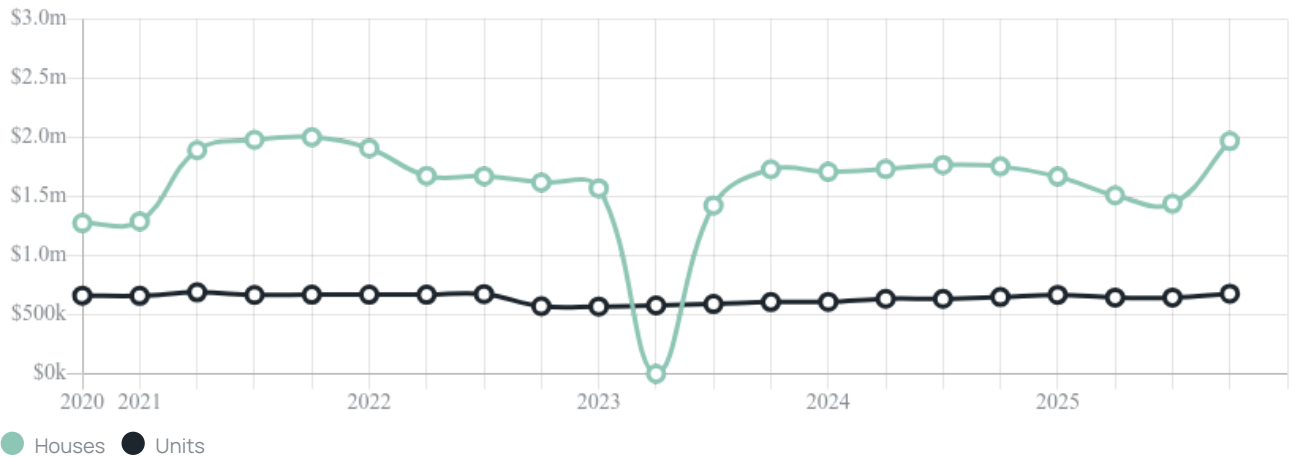
Median

\$679k

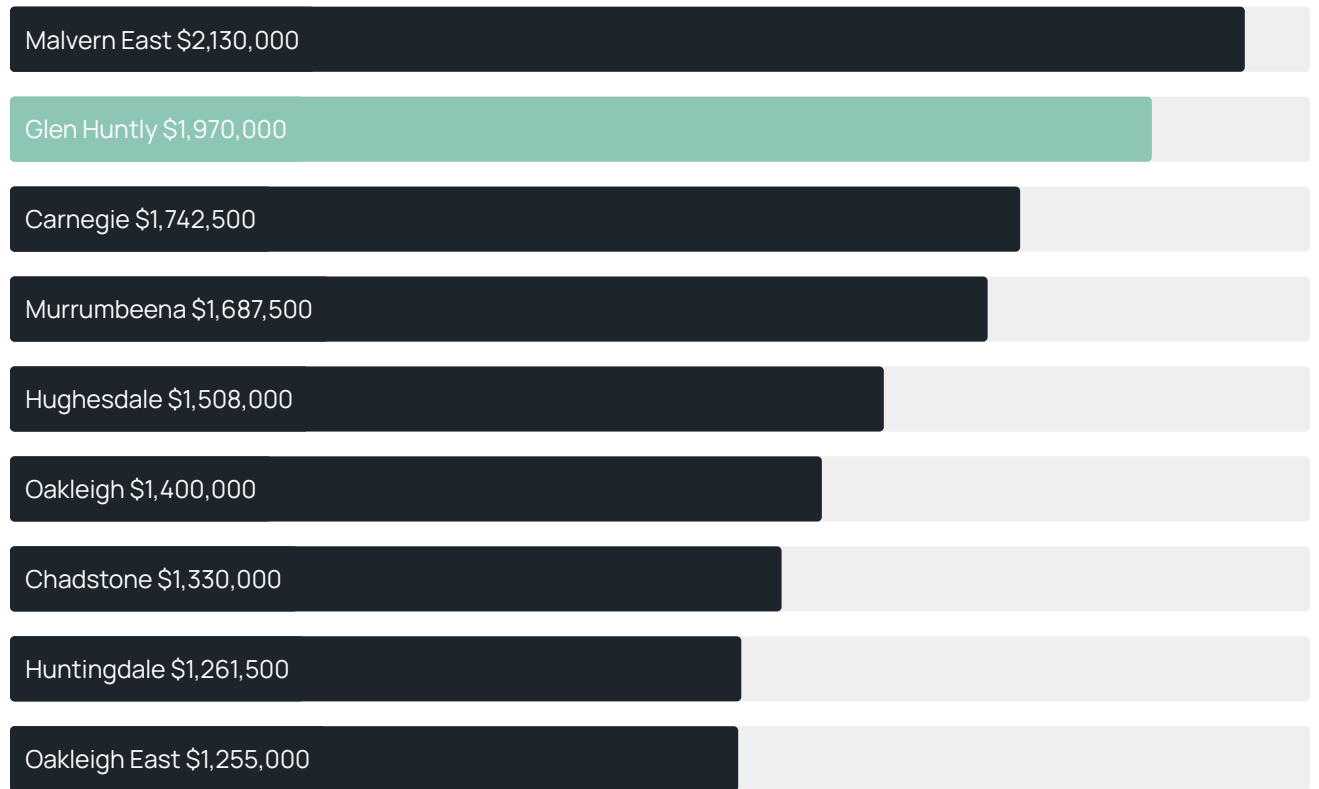
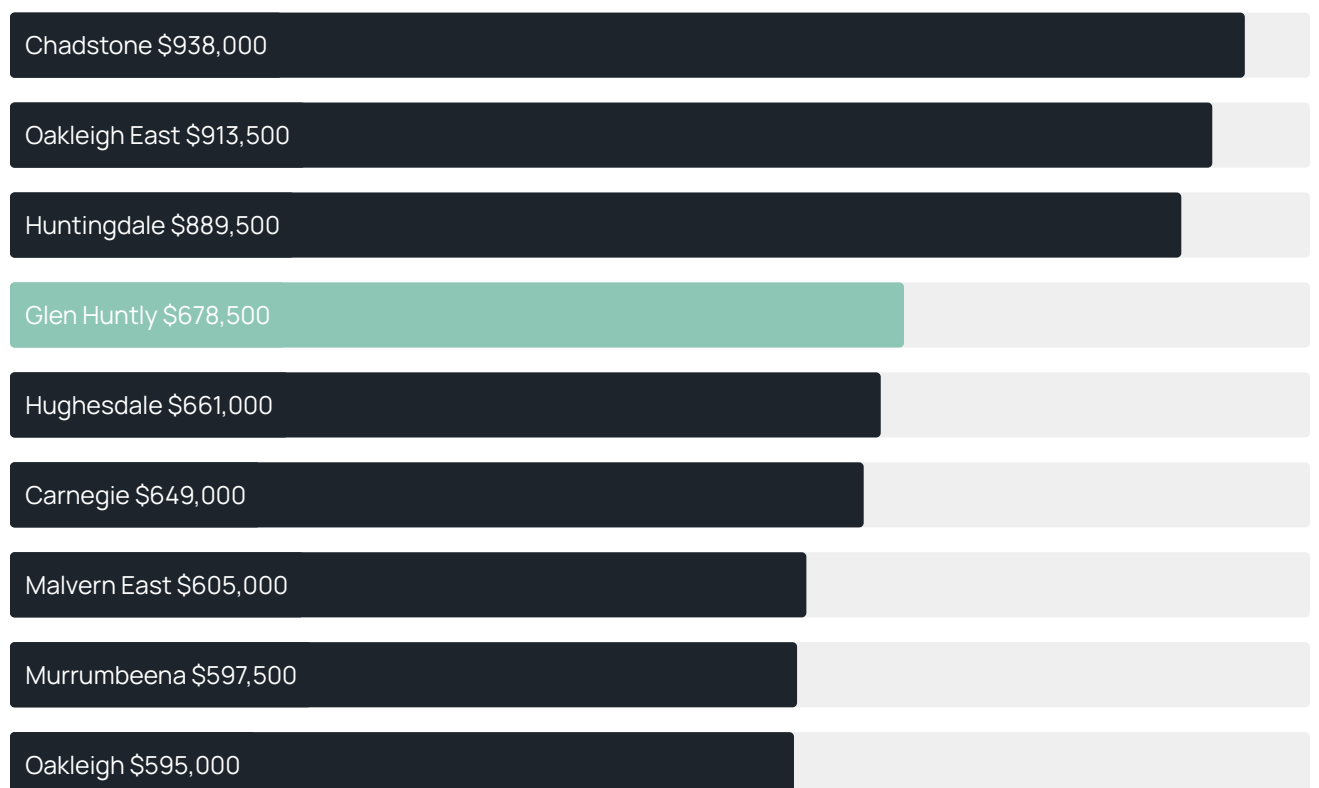
Quarterly price change

5.19% ↑

Quarterly price change¹



GLEN HUNTLY SUBURB REPORT

Median house price¹Median unit price¹

Sale method²Auction clearance rate³

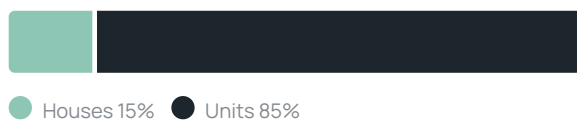
74.19%

Median days on market³

27 days

Average hold period¹

6.2 years

Dwelling type⁵Ownership⁵Population⁵

4,905

Median asking rent¹

\$813 per week

Population growth⁵

-2.68%

Rental yield¹

2.31%

Median age⁵

35 years











Median household size⁵

2.1 people











GLEN HUNTLY SUBURB REPORT

Recent Glen Huntly sales











Discover a snapshot of the most recent results for this suburb, to view the full 12 months of sales history, please go to jellisraig.com.au/suburb-reports

Address	Bedrooms	Type	Price	Sold
 2/21 Royal Av Glen Huntly	2	Apartment	\$632,500	31 Jan 2026
 201/1092 Glen Huntly Rd Glen Huntly	2	Apartment	\$632,500	29 Jan 2026
 3/8 James St Glen Huntly	2	Townhouse	\$970,000	14 Jan 2026
 14/27 Royal Av Glen Huntly	2	Apartment	\$423,599	24 Dec 2025
 1/9 Waratah Av Glen Huntly	1	Apartment	\$308,000	13 Dec 2025
 14/89 Neerim Rd Glen Huntly	2	Townhouse	\$700,000	13 Dec 2025
 103/25 Rothschild St Glen Huntly	2	Apartment	\$630,000	12 Dec 2025
 46/115 Neerim Rd Glen Huntly	2	Apartment	\$410,000	10 Dec 2025
 2/29 Turner Av Glen Huntly	2	Villa	\$1,050,000	10 Dec 2025
 107/15 Manchester Gr Glen Huntly	2	Apartment	\$520,000	09 Dec 2025

GLEN HUNTLY SUBURB REPORT

Address	Bedrooms	Type	Price	Sold
 1/3 Garden Av Glen Huntly	3	Unit	\$936,000	06 Dec 2025
 146/115 Neerim Rd Glen Huntly	2	Strata Unit/Flat	\$440,000	05 Dec 2025
 302/1177 Glen Huntly Rd Glen Huntly	2	Strata Unit/Flat	\$500,000	29 Nov 2025
 1/4 Waratah Av Glen Huntly	2	Villa	\$895,000	29 Nov 2025
 2/12 Park Av Glen Huntly	2	Unit	\$815,000	29 Nov 2025
 10/32 Royal Av Glen Huntly	2	Apartment	\$500,000	27 Nov 2025
 107 Neerim Rd Glen Huntly	3	Flat/Unit/Apartment	\$730,000	27 Nov 2025
 2/16 Etna St Glen Huntly	2	Apartment	\$685,000	27 Nov 2025
 102/103 Grange Rd Glen Huntly	2	Apartment	\$565,000	26 Nov 2025
 12/18 Waratah Av GLEN HUNTLY	2	Strata Unit/Flat	\$550,000	26 Nov 2025

GLEN HUNTLY SUBURB REPORT

Address	Bedrooms	Type	Price	Sold
 1/16 Mackay Av Glen Huntly	2	Unit	\$884,000	22 Nov 2025
 4 Rosedale Av Glen Huntly	16	House	\$4,450,000	20 Nov 2025
 8/4 Beverley St Glen Huntly	2	Strata Unit/Flat	\$910,000	18 Nov 2025
 33/1083-1089 Glen Huntly Rd GLEN HUNTLY	1	Apartment	\$469,000	15 Nov 2025
 108/21 Rothschild St Glen Huntly	2	Apartment	\$774,000	15 Nov 2025
 4/2 Park Av Glen Huntly	2	Unit	\$693,000	15 Nov 2025
 112/115 Neerim Rd Glen Huntly	2	Apartment	\$390,000	14 Nov 2025
 9/21 Royal Av Glen Huntly	2	Flat/Unit/Apartment	\$480,000	14 Nov 2025
 35 Dorothy Av Glen Huntly	4	House	\$1,970,000	08 Nov 2025
 5/15 Wattle Av Glen Huntly	3	Unit	\$900,000	08 Nov 2025



Jellis Craig Carnegie
6/14-22 Woorayl Street, Carnegie
03 9573 6100

Jellis Craig acknowledges and pays our respects to the Bunurong People, the Wadawurrung People, the Dja Dja Wurrung People and the Wurundjeri People as the Traditional Owners and original custodians of the lands on which Jellis Craig operates.

Data is current as of PDF generation date 01/02/2026

- 1 Property Data Online, updated quarterly for the past 12 months
- 2 Property Data Online, updated daily for the past 12 months
- 3 Property Data Online, updated daily for the past quarter
- 4 Jellis Craig's average inspection attendance per listing (houses) over the last 12 months, updated daily
- 5 2021 Australian Census
- 6 Property Data Online, updated daily

This publication contains data, analytics, statistics and other information supplied by PROPERTYDATAONLINE PTY LTD (PropertyData). The data provided in this publication is of a general nature and should not be construed as specific advice or relied upon in lieu of appropriate professional advice.

PropertyData relies upon data supplied by third parties and while the data is checked and reviewed, PropertyData does not warrant the accuracy or completeness of the information to the full extent permitted by the law and excludes all loss or damage howsoever arising (including through negligence) in connection with the data supplied by PropertyData. The State of Victoria owns the copyright in the Property Sales Data and reproduction of that data in any way without the consent of the State of Victoria will constitute a breach of the Copyright Act 1968 (cth). The State of Victoria does not warrant the accuracy or completeness of the Property Sales Data and any person using or relying upon such information does so on the basis that the State of Victoria accepts no responsibility or liability whatsoever for any errors, faults, defects or omissions in the information supplied.