



Glen Huntly

Suburb Report



Your connection to property insights



JellisCraig

GLEN HUNTLY SUBURB REPORT

Median house price¹

Median

\$2.10m

Quarterly price change

6.59% ↑

Median unit price¹

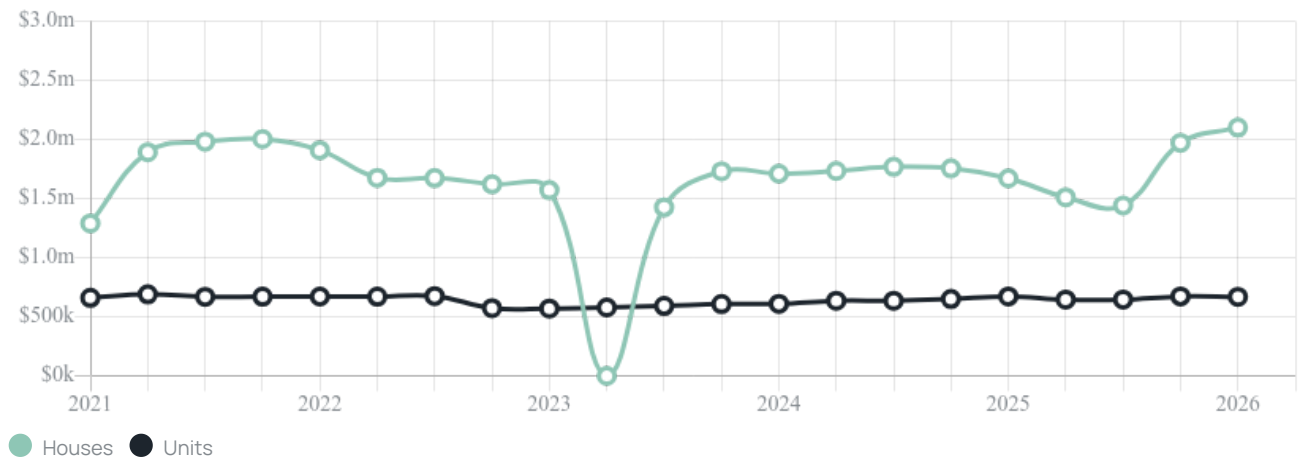
Median

\$668k

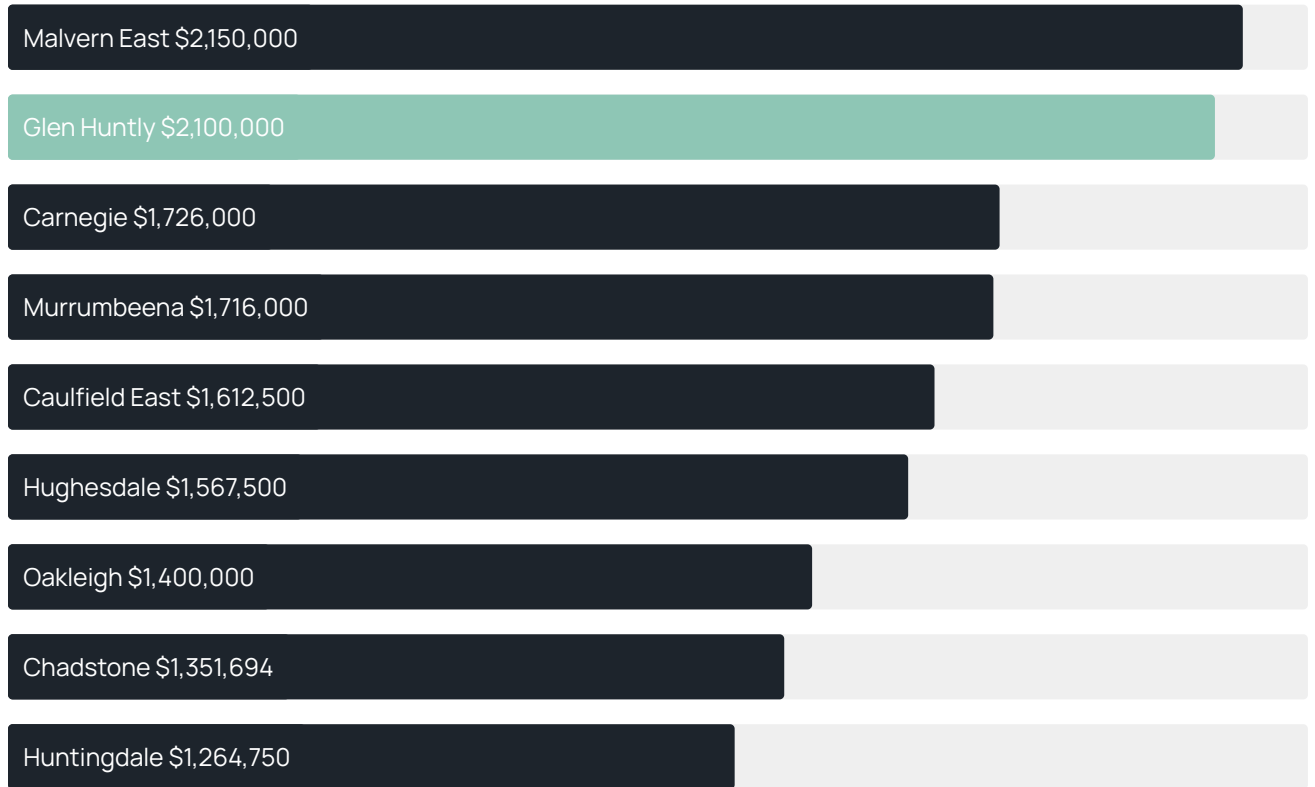
Quarterly price change

-0.59% ↓

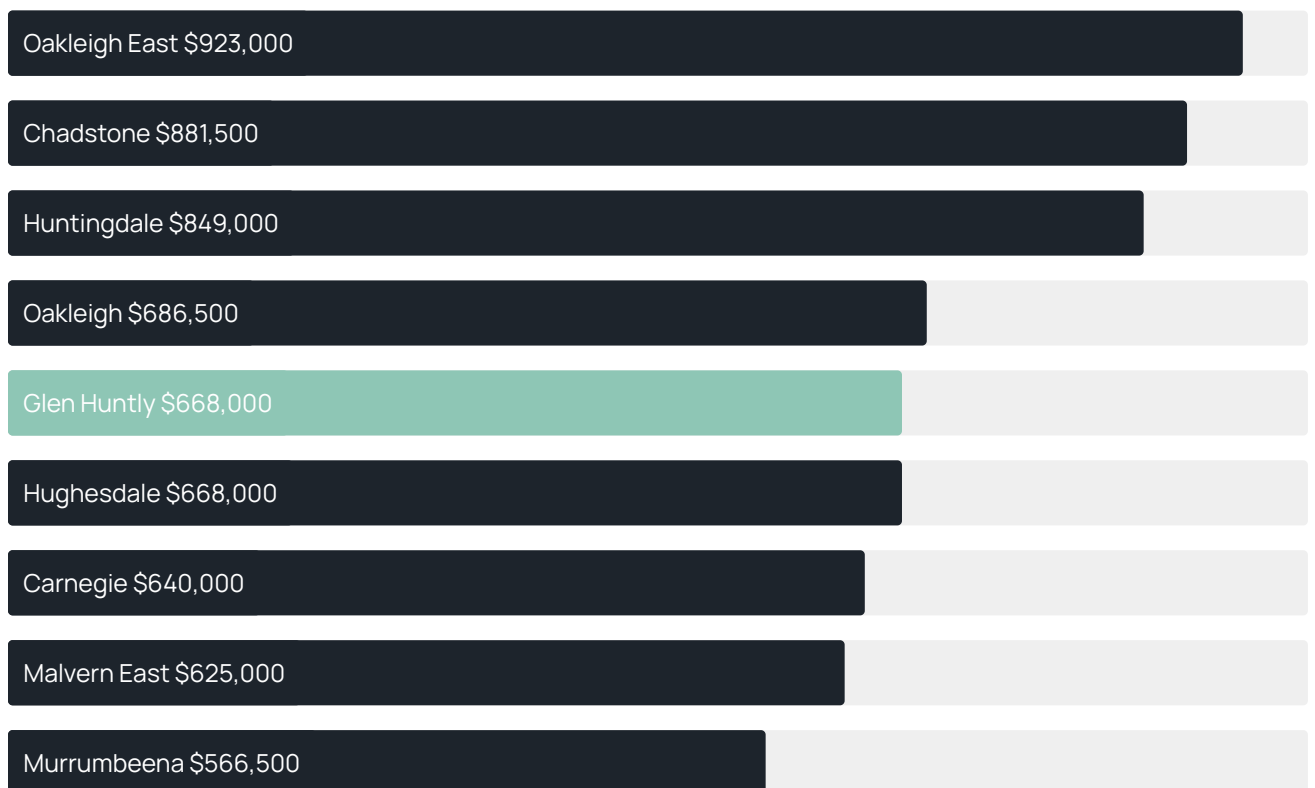
Quarterly price change¹



Median house price¹



Median unit price¹



Sale method²



- Auction 76%
- Private 24%

Auction clearance rate³

69.23%

Median days on market³

24 days

Average hold period¹

6.2 years

Dwelling type⁵



- Houses 15%
- Units 85%

Ownership⁵



- Owned outright 26%
- Mortgaged 31%
- Rented 43%

Population⁵

4,905

Median asking rent¹

\$800 per week

Population growth⁵

-2.68%

Rental yield¹

2.31%

Median age⁵

35 years











Median household size⁵

2.1 people











GLEN HUNTLY SUBURB REPORT

Recent Glen Huntly sales











Discover a snapshot of the most recent results for this suburb, to view the full 12 months of sales history, please go to jellisraig.com.au/suburb-reports

Address	Bedrooms	Type	Price	Sold
 1/2 Waratah Av Glen Huntly	2	Unit	\$880,000	20 Jun 2026
 7/9 Park Av Glen Huntly	2	Apartment	\$440,000	18 Jun 2026
 5 Heath Dr Glen Huntly	3	Townhouse	\$1,051,000	14 Jun 2026
 1/9 Mackay Av Glen Huntly	3	Townhouse	\$1,075,000	13 Jun 2026
 2/8 Rosedale Av Glen Huntly	1	Apartment	\$345,000	13 Jun 2026
 104/13 Etna St Glen Huntly	1	Apartment	\$402,500	11 Jun 2026
 5/9 Waratah Av Glen Huntly	1	Apartment	\$312,000	11 Jun 2026
 1/6 Waratah Av Glen Huntly	2	Unit	\$760,000	06 Jun 2026
 2/8 Park Av Glen Huntly	2	Unit	\$790,000	03 Jun 2026
 19/89 Neerim Rd GLEN HUNTLY	2	Townhouse	\$785,000	02 Jun 2026

GLEN HUNTLY SUBURB REPORT

Address	Bedrooms	Type	Price	Sold
 7/146 Booran Rd Glen Huntly	2	Apartment	\$655,000	29 May 2026
 139/115 Neerim Rd Glen Huntly	2	Apartment	\$420,000	29 May 2026
 9/27 Royal Av Glen Huntly	2	Apartment	\$529,000	20 May 2026
 3/23 Royal Av GLEN HUNTLY	2	Unit	\$710,000	12 May 2026
 4/109 Grange Rd Glen Huntly	1	Strata Unit/Flat	\$225,000	03 May 2026
 1/146 Booran Rd Glen Huntly	2	Apartment	\$720,000	02 May 2026
 4/6 Rosedale Av Glen Huntly	1	Apartment	\$542,000	02 May 2026
 1/136 Booran Rd Glen Huntly	2	Unit	\$848,000	02 May 2026
 52/115 Neerim Rd GLEN HUNTLY	2	Apartment	\$425,000	24 Apr 2026
 6/203 Grange Rd Glen Huntly	2	Unit	\$760,000	24 Apr 2026

GLEN HUNTLY SUBURB REPORT

Address	Bedrooms	Type	Price	Sold
 104/103 Grange Rd Glen Huntly	2	Apartment	\$660,000	22 Apr 2026
 4/1110 Glen Huntly Rd Glen Huntly	2	Apartment	\$458,000	22 Apr 2026
 5/11 Etna St Glen Huntly	4	Townhouse	\$1,330,000	17 Apr 2026
 302/18 Etna St Glen Huntly	2	Apartment	\$655,000	15 Apr 2026
 141/115 Neerim Rd Glen Huntly	2	Apartment	\$423,000	14 Apr 2026
 78 Booran Rd Glen Huntly	3	House	\$1,600,000	11 Apr 2026
 97/115 Neerim Rd Glen Huntly	2	Strata Unit/Flat	\$393,500	07 Apr 2026
 6/21 Royal Av Glen Huntly	2	Apartment	\$505,000	28 Mar 2026
 25 Dorothy Av Glen Huntly	8	House	\$1,646,000	25 Mar 2026
 2/1 Wattle Av Glen Huntly	2	Unit	\$846,000	21 Mar 2026



Jellis Craig Carnegie
6/14-22 Woorayl Street, Carnegie
03 9573 6100

Jellis Craig acknowledges and pays our respects to the Bunurong People, the Wadawurrung People, the Dja Dja Wurrung People and the Wurundjeri People as the Traditional Owners and original custodians of the lands on which Jellis Craig operates.

Data is current as of PDF generation date 01/07/2026

- 1 Property Data Online, updated quarterly for the past 12 months
- 2 Property Data Online, updated daily for the past 12 months
- 3 Property Data Online, updated daily for the past quarter
- 4 Jellis Craig's average inspection attendance per listing (houses) over the last 12 months, updated daily
- 5 2021 Australian Census
- 6 Property Data Online, updated daily

This publication contains data, analytics, statistics and other information supplied by PROPERTYDATAONLINE PTY LTD (PropertyData). The data provided in this publication is of a general nature and should not be construed as specific advice or relied upon in lieu of appropriate professional advice.

PropertyData relies upon data supplied by third parties and while the data is checked and reviewed, PropertyData does not warrant the accuracy or completeness of the information to the full extent permitted by the law and excludes all loss or damage howsoever arising (including through negligence) in connection with the data supplied by PropertyData. The State of Victoria owns the copyright in the Property Sales Data and reproduction of that data in any way without the consent of the State of Victoria will constitute a breach of the Copyright Act 1968 (cth). The State of Victoria does not warrant the accuracy or completeness of the Property Sales Data and any person using or relying upon such information does so on the basis that the State of Victoria accepts no responsibility or liability whatsoever for any errors, faults, defects or omissions in the information supplied.