



Glen Iris

Suburb Report



Your connection to property insights



JellisCraig

GLEN IRIS SUBURB REPORT

Median house price¹

Median

\$2.55m

Quarterly price change

0.23% ↑

Median unit price¹

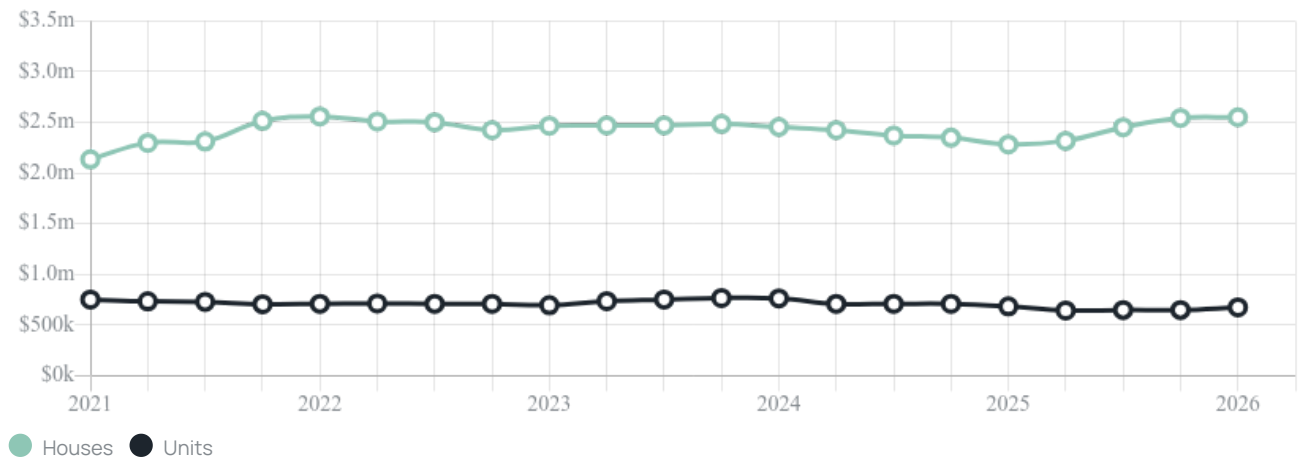
Median

\$676k

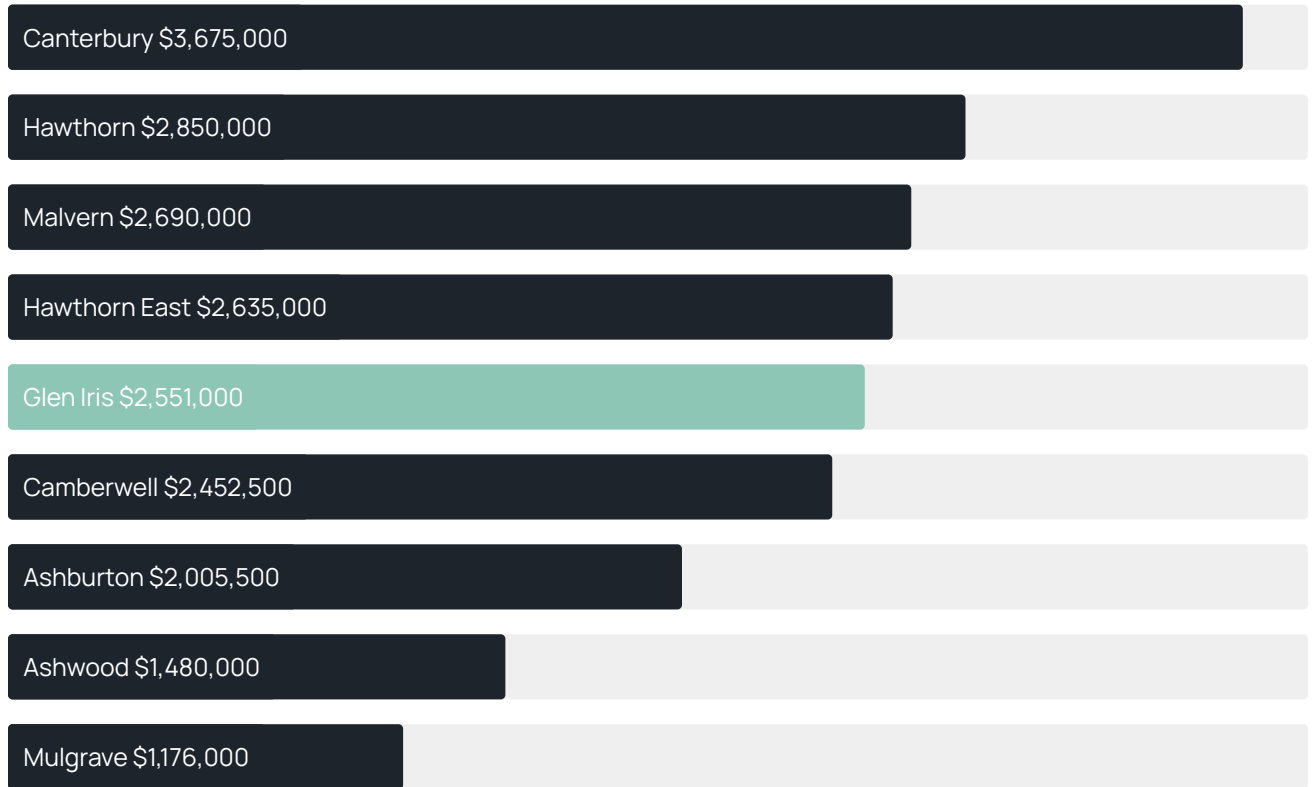
Quarterly price change

4.00% ↑

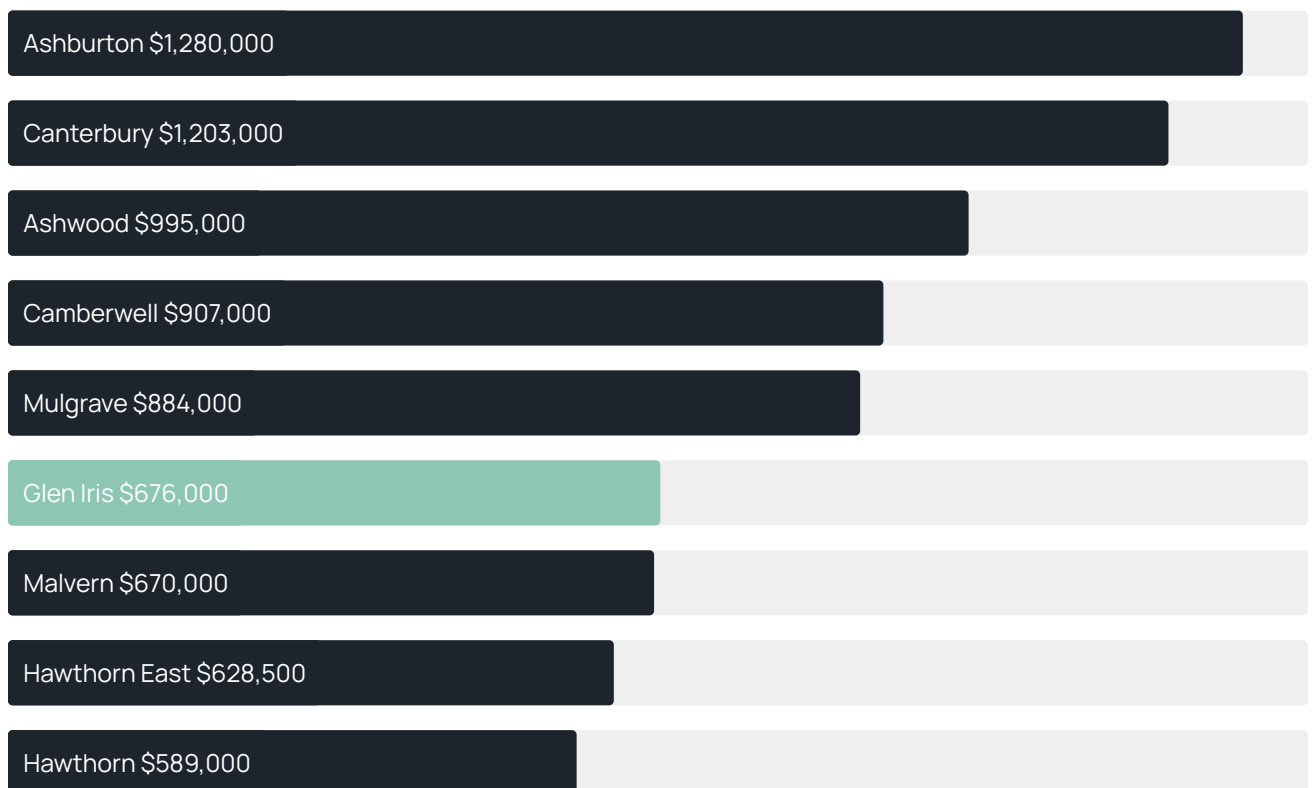
Quarterly price change¹



Median house price¹



Median unit price¹



Sale method²



● Auction 63%
● Private 37%

Auction clearance rate³

62.5%

Median days on market³

25 days

Average hold period¹

7.8 years

Dwelling type⁵



● Houses 55% ● Units 45%

Ownership⁵



● Owned outright 40% ● Mortgaged 36% ● Rented 25%

Population⁵

26,131

Median asking rent¹

\$995 per week

Population growth⁵

3.42%

Rental yield¹

1.87%

Median age⁵

40 years











Median household size⁵

2.5 people











GLEN IRIS SUBURB REPORT

Recent Glen Iris sales











Discover a snapshot of the most recent results for this suburb, to view the full 12 months of sales history, please go to jellisraig.com.au/suburb-reports

Address	Bedrooms	Type	Price	Sold
 6 Dion St Glen Iris	3	House	\$1,785,000	25 Apr 2026
 11/63 Edgar St.N Glen Iris	1	Apartment	\$421,000	23 Apr 2026
 9/2 Victor Rd Glen Iris	3	Townhouse	\$1,285,000	22 Apr 2026
 1/13 Glenvale Rd Glen Iris	2	Apartment	\$530,000	10 Apr 2026
 LG2/186 Tooronga Rd Glen Iris	3	Apartment	\$1,515,000	04 Apr 2026
 1/3 Valency Rd Glen Iris	2	Apartment	\$780,000	02 Apr 2026
 1/3-5 Valency Rd Glen Iris	2	Apartment	\$780,000	02 Apr 2026
 6/45 Carroll Cr Glen Iris	2	Apartment	\$522,500	01 Apr 2026
 4/1528 High St Glen Iris	2	Apartment	\$534,000	31 Mar 2026
 5/23 Edgar St Glen Iris	2	Apartment	\$600,000	30 Mar 2026

GLEN IRIS SUBURB REPORT

Address	Bedrooms	Type	Price	Sold
 20/1567 High St Glen Iris	3	Flat/Unit/Apartment	\$1,530,000	27 Mar 2026
 3/5 Scott Gr Glen Iris	2	Unit	\$1,120,000	26 Mar 2026
 20/4 Wills St Glen Iris	1	Apartment	\$325,000	25 Mar 2026
 117/5 Glenarm Rd Glen Iris	2	Apartment	\$810,000	24 Mar 2026
 1/14 Osborne Av Glen Iris	1	Apartment	\$390,000	23 Mar 2026
 2/5 Howard St Glen Iris	2	Flat/Unit/Apartment	\$945,000	23 Mar 2026
 4 Staughton Rd Glen Iris	3	House	\$1,610,000	21 Mar 2026
 1/58 Iris Rd GLEN IRIS	2	Unit	\$855,000	21 Mar 2026
 9/1512 Malvern Rd Glen Iris	2	Strata Unit/Flat	\$530,000	21 Mar 2026
 3/13 Osborne Av Glen Iris	2	Townhouse	\$880,000	21 Mar 2026

GLEN IRIS SUBURB REPORT

Address	Bedrooms	Type	Price	Sold
 1/28 Charles St Glen Iris	4	House	\$1,530,000	21 Mar 2026
 9 Keltie St Glen Iris	3	House	\$1,910,000	19 Mar 2026
 1/12 Peace St Glen Iris	3	House	\$1,265,000	14 Mar 2026
 603/770d Toorak Rd Glen Iris	2	Apartment	\$555,000	14 Mar 2026
 204/770c Toorak Rd Glen Iris	2	Apartment	\$685,000	13 Mar 2026
 105/770d Toorak Rd Glen Iris	2	Strata Unit/Flat	\$645,000	13 Mar 2026
 166 Glen Iris Rd Glen Iris	4	House	\$3,650,000	12 Mar 2026
 20/233 Burke Rd Glen Iris	2	Strata Unit/Flat	\$730,000	11 Mar 2026
 1/31 Osborne Av Glen Iris	2	Apartment	\$590,000	10 Mar 2026
 6/247 Burke Rd Glen Iris	2	Apartment	\$671,500	10 Mar 2026



Please contact your local Jellis Craig office

Jellis Craig acknowledges and pays our respects to the Bunurong People, the Wadawurrung People, the Dja Dja Wurrung People and the Wurundjeri People as the Traditional Owners and original custodians of the lands on which Jellis Craig operates.

Data is current as of PDF generation date 01/05/2026

- 1 Property Data Online, updated quarterly for the past 12 months
- 2 Property Data Online, updated daily for the past 12 months
- 3 Property Data Online, updated daily for the past quarter
- 4 Jellis Craig's average inspection attendance per listing (houses) over the last 12 months, updated daily
- 5 2021 Australian Census
- 6 Property Data Online, updated daily

This publication contains data, analytics, statistics and other information supplied by PROPERTYDATAONLINE PTY LTD (PropertyData). The data provided in this publication is of a general nature and should not be construed as specific advice or relied upon in lieu of appropriate professional advice.

PropertyData relies upon data supplied by third parties and while the data is checked and reviewed, PropertyData does not warrant the accuracy or completeness of the information to the full extent permitted by the law and excludes all loss or damage howsoever arising (including through negligence) in connection with the data supplied by PropertyData. The State of Victoria owns the copyright in the Property Sales Data and reproduction of that data in any way without the consent of the State of Victoria will constitute a breach of the Copyright Act 1968 (cth). The State of Victoria does not warrant the accuracy or completeness of the Property Sales Data and any person using or relying upon such information does so on the basis that the State of Victoria accepts no responsibility or liability whatsoever for any errors, faults, defects or omissions in the information supplied.