



Golden Point Suburb Report



Your connection to property insights



JellisCraig

GOLDEN POINT SUBURB REPORT

Median house price¹

Median

\$521k

Quarterly price change

10.04% ↑

Median unit price¹

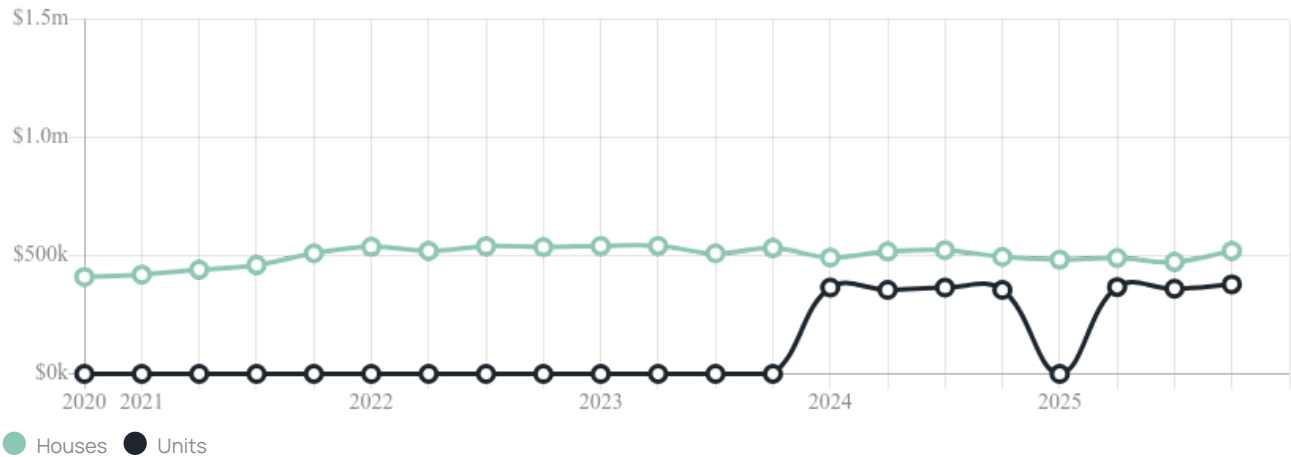
Median

\$379k

Quarterly price change

5.27% ↑

Quarterly price change¹



GOLDEN POINT SUBURB REPORT

Median house price¹



Median unit price¹



Sale method²

● Auction 4%
● Private 96%

Median days on market³

49 daysAverage hold period¹

3.9 yearsDwelling type⁵

● Houses 86% ● Units 14%

Ownership⁵

● Owned outright 34% ● Mortgaged 30% ● Rented 35%

Population⁵

2,217Median asking rent¹

\$395 per weekPopulation growth⁵

5.22%Rental yield¹

3.73%Median age⁵











40 yearsMedian household size⁵

2.1 people











GOLDEN POINT SUBURB REPORT

Recent Golden Point sales











Discover a snapshot of the most recent results for this suburb, to view the full 12 months of sales history, please go to jellisraig.com.au/suburb-reports

| Address | Bedrooms | Type | Price | Sold |
|---|----------|-------|-----------|-------------|
|  10 York St Golden Point | 4 | House | \$590,000 | 22 Jan 2026 |
|  310 Grant St Golden Point | 4 | House | \$755,600 | 16 Jan 2026 |
|  422 Main Rd GOLDEN POINT | 2 | House | \$485,000 | 12 Jan 2026 |
|  30 York St Golden Point | 3 | House | \$515,000 | 19 Dec 2025 |
|  11 Blair St Golden Point | 3 | House | \$695,000 | 18 Dec 2025 |
|  9 Mason Ct Golden Point | 3 | House | \$480,000 | 12 Dec 2025 |
|  102 Grant St Golden Point | 3 | House | \$400,000 | 11 Dec 2025 |
|  406 Grant St GOLDEN POINT | 3 | House | \$520,000 | 04 Dec 2025 |
|  507 Bond St Golden Point | 3 | House | \$615,000 | 04 Dec 2025 |
|  311 Barkly St Golden Point | 3 | House | \$737,500 | 02 Dec 2025 |

GOLDEN POINT SUBURB REPORT

| Address | Bedrooms | Type | Price | Sold |
|--|----------|-----------|-----------|-------------|
|  3 Young St Golden Point | 3 | House | \$590,000 | 28 Nov 2025 |
|  404 Barkly St Golden Point | 3 | House | \$595,000 | 27 Nov 2025 |
|  111 Grant St Golden Point | 3 | House | \$419,000 | 27 Nov 2025 |
|  7 Magazine Ct GOLDEN POINT | 5 | House | \$767,000 | 24 Nov 2025 |
|  407 Humffray St Golden Point | 2 | House | \$520,000 | 13 Nov 2025 |
|  609 Bond St Golden Point | 4 | House | \$710,000 | 07 Nov 2025 |
|  8 Boyle St Golden Point | 3 | House | \$540,000 | 07 Nov 2025 |
|  3/519 Bond St GOLDEN POINT | 2 | Townhouse | \$450,000 | 07 Nov 2025 |
|  19 Young St Golden Point | 3 | House | \$570,000 | 07 Nov 2025 |
|  9 English St Golden Point | 4 | House | \$565,000 | 06 Nov 2025 |

GOLDEN POINT SUBURB REPORT

| Address | Bedrooms | Type | Price | Sold |
|--|----------|-----------|-----------|-------------|
|  1 Sovereign St Golden Point | 3 | House | \$575,000 | 29 Oct 2025 |
|  303 Barkly St Golden Point | 3 | House | \$737,000 | 27 Oct 2025 |
|  3/4 Dunn St Golden Point | 2 | Unit | \$461,500 | 24 Oct 2025 |
|  69 Peel St Golden Point | 2 | House | \$550,000 | 24 Oct 2025 |
|  12 Butterfly La Golden Point | 2 | Townhouse | \$465,000 | 23 Oct 2025 |
|  26 James St GOLDEN POINT | 3 | House | \$545,000 | 21 Oct 2025 |
|  16 Lal Lal St Golden Point | 3 | House | \$521,000 | 20 Oct 2025 |
|  71 Peel St.S Golden Point | 2 | House | \$402,000 | 16 Oct 2025 |
|  507 Grant St Golden Point | 3 | House | \$549,000 | 14 Oct 2025 |
|  206A Grant St Golden Point | 1 | House | \$227,000 | 13 Oct 2025 |



Jellis Craig Ballarat
1211 Sturt Street, Ballarat
03 5329 2500

Jellis Craig acknowledges and pays our respects to the Bunurong People, the Wadawurrung People, the Dja Dja Wurrung People and the Wurundjeri People as the Traditional Owners and original custodians of the lands on which Jellis Craig operates.

Data is current as of PDF generation date 01/02/2026

- 1 Property Data Online, updated quarterly for the past 12 months
- 2 Property Data Online, updated daily for the past 12 months
- 3 Property Data Online, updated daily for the past quarter
- 4 Jellis Craig's average inspection attendance per listing (houses) over the last 12 months, updated daily
- 5 2021 Australian Census
- 6 Property Data Online, updated daily

This publication contains data, analytics, statistics and other information supplied by PROPERTYDATAONLINE PTY LTD (PropertyData). The data provided in this publication is of a general nature and should not be construed as specific advice or relied upon in lieu of appropriate professional advice.

PropertyData relies upon data supplied by third parties and while the data is checked and reviewed, PropertyData does not warrant the accuracy or completeness of the information to the full extent permitted by the law and excludes all loss or damage howsoever arising (including through negligence) in connection with the data supplied by PropertyData. The State of Victoria owns the copyright in the Property Sales Data and reproduction of that data in any way without the consent of the State of Victoria will constitute a breach of the Copyright Act 1968 (cth). The State of Victoria does not warrant the accuracy or completeness of the Property Sales Data and any person using or relying upon such information does so on the basis that the State of Victoria accepts no responsibility or liability whatsoever for any errors, faults, defects or omissions in the information supplied.