



Greensborough Suburb Report



Your connection to property insights



JellisCraig

GREENSBOROUGH SUBURB REPORT

Median house price¹

Median

\$1.04m

Quarterly price change

0.97% ↑

Median unit price¹

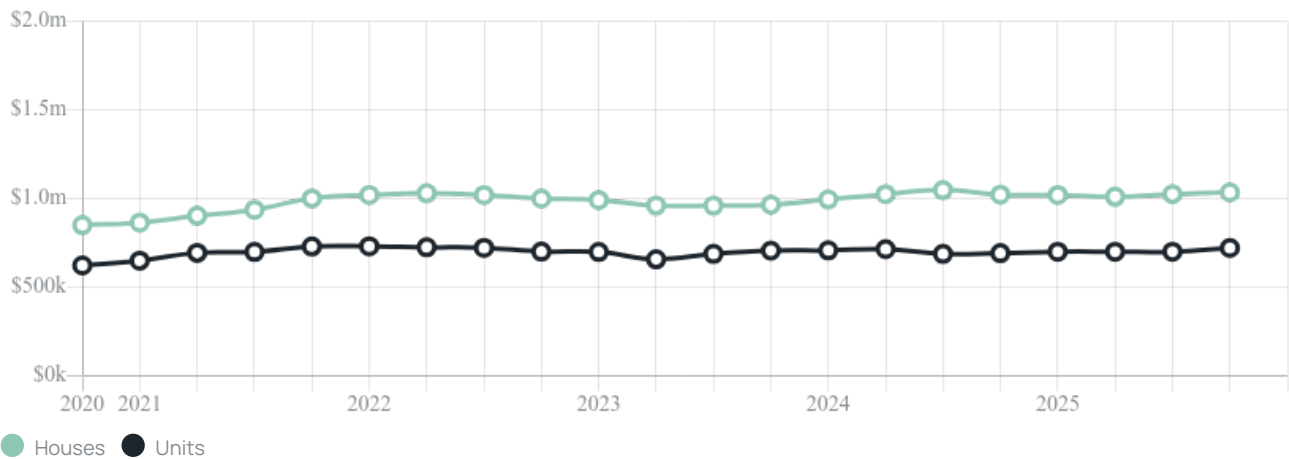
Median

\$722k

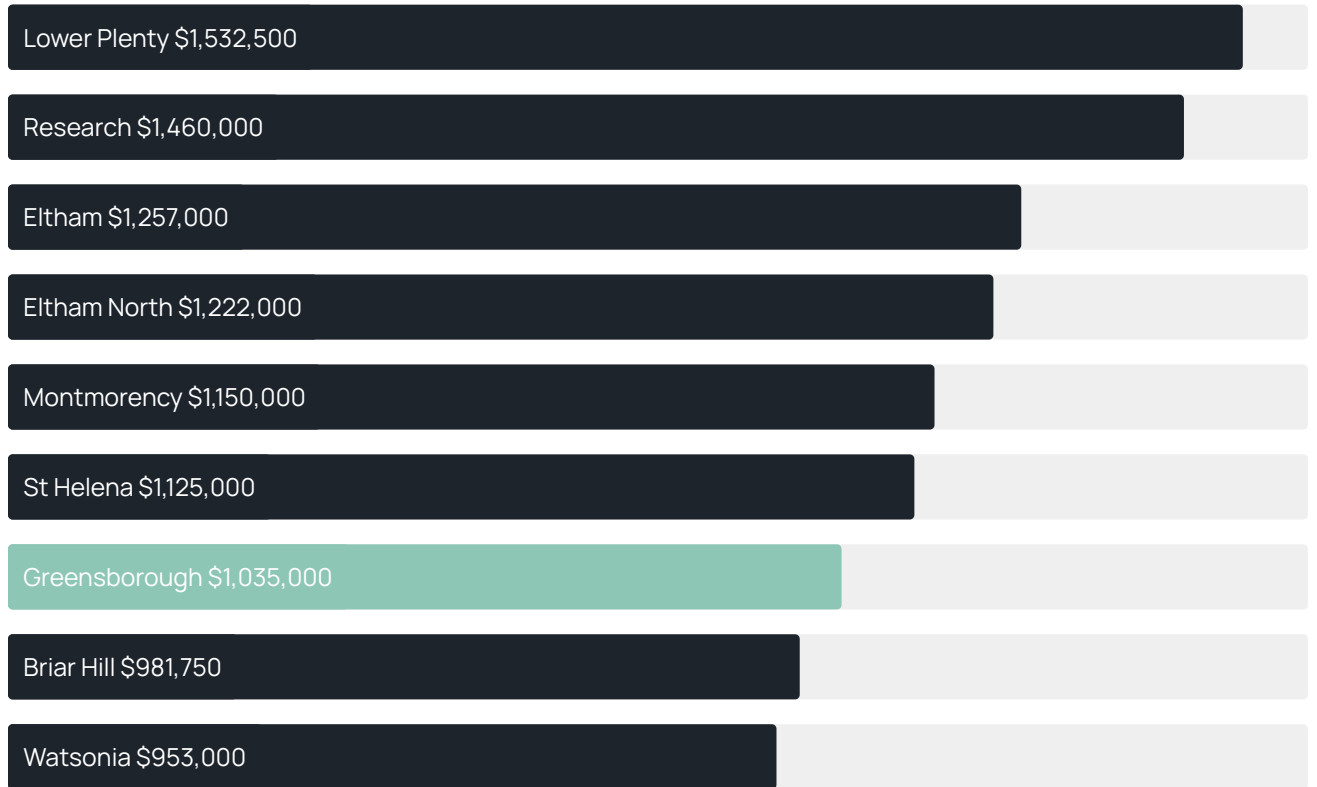
Quarterly price change

3.07% ↑

Quarterly price change¹



Median house price¹



Median unit price¹



Sale method²Auction clearance rate³

69.77%

Median days on market³

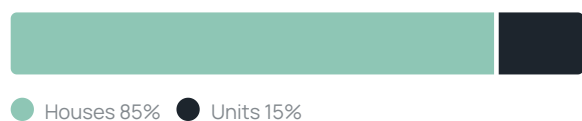
24 days

Jellis Craig average inspection attendance per listing⁴

24 groups

Average hold period¹

8.1 years

Dwelling type⁵Ownership⁵Population⁵

21,070

Median asking rent¹

\$600 per week

Population growth⁵

1.20%

Rental yield¹

2.89%

Median age⁵

41 years











Median household size⁵

2.6 people











GREENSBOROUGH SUBURB REPORT

Recent Greensborough sales











Discover a snapshot of the most recent results for this suburb, to view the full 12 months of sales history, please go to jellisicraig.com.au/suburb-reports

Address	Bedrooms	Type	Price	Sold
 15 Warruga Pl Greensborough	4	House	\$920,000	31 Jan 2026
 9 Goolgung Gr Greensborough	4	House	\$1,082,000	31 Jan 2026
 3/20 Willis St Greensborough	3	House	\$995,000	22 Jan 2026
 3 Landra Pl Greensborough	3	House	\$1,220,000	21 Jan 2026
 12 Mine St Greensborough	3	House	\$820,000	18 Jan 2026
 142 Elder St Greensborough	3	House	\$970,000	16 Jan 2026
 2 Phillip Ct Greensborough	4	House	\$1,020,000	12 Jan 2026
 9 Simmons Ct Greensborough	4	House	\$935,000	24 Dec 2025
 7/125 St Helena Rd Greensborough	2	Unit	\$721,500	23 Dec 2025
 205 Hickling Av Greensborough	3	House	\$805,000	23 Dec 2025

GREENSBOROUGH SUBURB REPORT

Address	Bedrooms	Type	Price	Sold
 207 Mountain View Rd Greensborough	5	House	\$940,000	21 Dec 2025
 43 Patrick Cl Greensborough	4	House	\$1,050,000	20 Dec 2025
 54 Alexandra St Greensborough	3	House	\$950,000	18 Dec 2025
 31 William St Greensborough	3	House	\$945,000	17 Dec 2025
 67 Hume St Greensborough	3	House	\$898,000	16 Dec 2025
 10 Parkview Av Greensborough	3	House	\$1,040,000	13 Dec 2025
 7 Tirray Cl Greensborough	4	House	\$855,000	13 Dec 2025
 3 Tracey Pl Greensborough	4	House	\$1,035,000	13 Dec 2025
 54 Plenty La Greensborough	3	House	\$960,000	12 Dec 2025
 9 Dwyer Pl Greensborough	4	House	\$981,000	06 Dec 2025

GREENSBOROUGH SUBURB REPORT

Address	Bedrooms	Type	Price	Sold
 12 Terrigal Pl Greensborough	4	House	\$1,420,500	06 Dec 2025
 26 Lyell Pde Greensborough	4	House	\$1,186,000	05 Dec 2025
 13 Liat Way Greensborough	5	House	\$1,305,000	05 Dec 2025
 33 Nulgarrah Cr Greensborough	4	House	\$955,000	03 Dec 2025
 114 Delta Rd Greensborough	3	House	\$960,000	01 Dec 2025
 5 Warrina Dale Greensborough	3	House	\$1,230,000	01 Dec 2025
 56 Avandina Cr Greensborough	4	House	\$1,100,000	01 Dec 2025
 102 Warralong Av Greensborough	4	House	\$1,025,000	29 Nov 2025
 155 Plenty River Dr Greensborough	4	House	\$1,100,000	29 Nov 2025
 3/11 Warwick Rd Greensborough	3	Unit	\$831,000	27 Nov 2025



Jellis Craig Greensborough
Shop 3, Ground Floor, 68 Main Street, Greensborough
03 9432 1444

Jellis Craig acknowledges and pays our respects to the Bunurong People, the Wadawurrung People, the Dja Dja Wurrung People and the Wurundjeri People as the Traditional Owners and original custodians of the lands on which Jellis Craig operates.

Data is current as of PDF generation date 01/02/2026

- 1 Property Data Online, updated quarterly for the past 12 months
- 2 Property Data Online, updated daily for the past 12 months
- 3 Property Data Online, updated daily for the past quarter
- 4 Jellis Craig's average inspection attendance per listing (houses) over the last 12 months, updated daily
- 5 2021 Australian Census
- 6 Property Data Online, updated daily

This publication contains data, analytics, statistics and other information supplied by PROPERTYDATAONLINE PTY LTD (PropertyData). The data provided in this publication is of a general nature and should not be construed as specific advice or relied upon in lieu of appropriate professional advice.

PropertyData relies upon data supplied by third parties and while the data is checked and reviewed, PropertyData does not warrant the accuracy or completeness of the information to the full extent permitted by the law and excludes all loss or damage howsoever arising (including through negligence) in connection with the data supplied by PropertyData. The State of Victoria owns the copyright in the Property Sales Data and reproduction of that data in any way without the consent of the State of Victoria will constitute a breach of the Copyright Act 1968 (cth). The State of Victoria does not warrant the accuracy or completeness of the Property Sales Data and any person using or relying upon such information does so on the basis that the State of Victoria accepts no responsibility or liability whatsoever for any errors, faults, defects or omissions in the information supplied.