



Hadfield

Suburb Report



Your connection to property insights



JellisCraig

HADFIELD SUBURB REPORT

Median house price¹

Median

\$900k

Quarterly price change

2.85% ↑

Median unit price¹

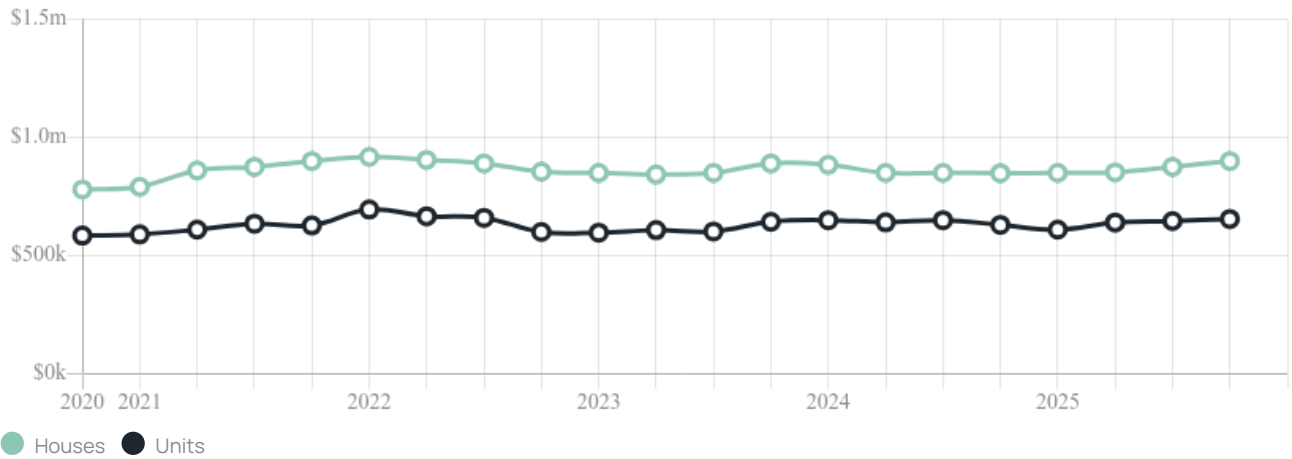
Median

\$655k

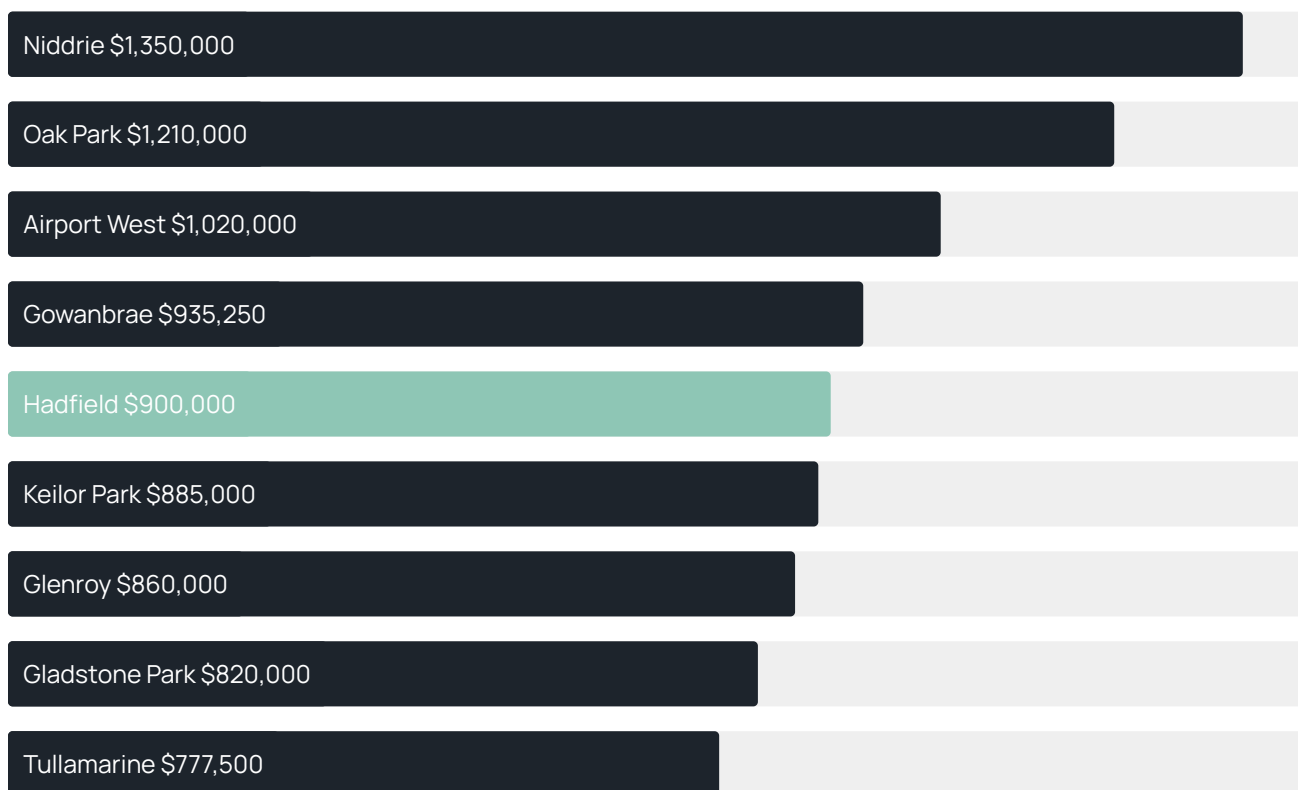
Quarterly price change

1.39% ↑

Quarterly price change¹



HADFIELD SUBURB REPORT

Median house price¹Median unit price¹

Sale method²

● Auction 46%
● Private 54%

Auction clearance rate³

87.5%Median days on market³

28 daysJellis Craig average inspection attendance per listing⁴

28 groupsAverage hold period¹

5.0 yearsDwelling type⁵

● Houses 71% ● Units 29%

Ownership⁵

● Owned outright 40% ● Mortgaged 35% ● Rented 25%

Population⁵

6,269Median asking rent¹

\$573 per weekPopulation growth⁵

11.75%Rental yield¹

3.31%Median age⁵











36 yearsMedian household size⁵

2.5 people











HADFIELD SUBURB REPORT

Recent Hadfield sales











Discover a snapshot of the most recent results for this suburb, to view the full 12 months of sales history, please go to jellisCraig.com.au/suburb-reports

Address	Bedrooms	Type	Price	Sold
 25b Middle St Hadfield	3	House	\$1,000,000	16 Jan 2026
 3/21 Francis St Hadfield	2	Townhouse	\$640,000	16 Jan 2026
 68a South St Hadfield	3	Villa	\$780,000	07 Jan 2026
 109b South St Hadfield	4	Townhouse	\$1,185,000	24 Dec 2025
 1/4 Hyde St Hadfield	2	Unit	\$475,000	19 Dec 2025
 24 Davies St Hadfield	4	House	\$895,000	18 Dec 2025
 14 Dickinson St Hadfield	5	House	\$900,000	18 Dec 2025
 4/150 West St Hadfield	2	Townhouse	\$660,000	18 Dec 2025
 4 Bond St Hadfield	3	House	\$676,500	15 Dec 2025
 5/21 Francis St Hadfield	2	Townhouse	\$570,000	15 Dec 2025

HADFIELD SUBURB REPORT

Address	Bedrooms	Type	Price	Sold
 209/15 South St Hadfield	2	Apartment	\$457,000	15 Dec 2025
 4/2 St James St Hadfield	2	Townhouse	\$518,000	13 Dec 2025
 60 Sutherland St Hadfield	3	House	\$980,000	13 Dec 2025
 1/12 David St Hadfield	3	Townhouse	\$767,000	12 Dec 2025
 1/18 Rodings St Hadfield	4	Townhouse	\$925,000	08 Dec 2025
 2/9 Jensen St Hadfield	2	Strata Unit/Flat	\$655,000	08 Dec 2025
 7/4 Eileen St Hadfield	3	Townhouse	\$759,000	06 Dec 2025
 162 West St Hadfield	3	House	\$930,000	06 Dec 2025
 9 Bond St Hadfield	3	House	\$880,000	05 Dec 2025
 56 Angus St Hadfield	3	House	\$860,000	29 Nov 2025

HADFIELD SUBURB REPORT

Address	Bedrooms	Type	Price	Sold
 55 Domain St Hadfield	3	House	\$965,000	29 Nov 2025
 6/4 Eileen St Hadfield	2	Strata Unit/Flat	\$600,000	28 Nov 2025
 13 North Box Ct HADFIELD	5	House	\$1,035,000	27 Nov 2025
 10 Mikado St Hadfield	4	House	\$889,000	15 Nov 2025
 201B/19 South St Hadfield	2	Apartment	\$420,000	14 Nov 2025
 5/4 Eileen St Hadfield	2	Strata Unit/Flat	\$620,000	13 Nov 2025
 19 Tassell St Hadfield	3	House	\$1,257,000	08 Nov 2025
 3/6 Eileen St Hadfield	3	Strata Unit/Flat	\$660,000	08 Nov 2025
 7/12 Eileen St Hadfield	2	Townhouse	\$540,000	07 Nov 2025
 110 South St Hadfield	3	House	\$940,000	06 Nov 2025



Jellis Craig Pascoe Vale
84 Cumberland Road, Pascoe Vale
03 9989 9575

Jellis Craig acknowledges and pays our respects to the Bunurong People, the Wadawurrung People, the Dja Dja Wurrung People and the Wurundjeri People as the Traditional Owners and original custodians of the lands on which Jellis Craig operates.

Data is current as of PDF generation date 01/02/2026

- 1 Property Data Online, updated quarterly for the past 12 months
- 2 Property Data Online, updated daily for the past 12 months
- 3 Property Data Online, updated daily for the past quarter
- 4 Jellis Craig's average inspection attendance per listing (houses) over the last 12 months, updated daily
- 5 2021 Australian Census
- 6 Property Data Online, updated daily

This publication contains data, analytics, statistics and other information supplied by PROPERTYDATAONLINE PTY LTD (PropertyData). The data provided in this publication is of a general nature and should not be construed as specific advice or relied upon in lieu of appropriate professional advice.

PropertyData relies upon data supplied by third parties and while the data is checked and reviewed, PropertyData does not warrant the accuracy or completeness of the information to the full extent permitted by the law and excludes all loss or damage howsoever arising (including through negligence) in connection with the data supplied by PropertyData. The State of Victoria owns the copyright in the Property Sales Data and reproduction of that data in any way without the consent of the State of Victoria will constitute a breach of the Copyright Act 1968 (cth). The State of Victoria does not warrant the accuracy or completeness of the Property Sales Data and any person using or relying upon such information does so on the basis that the State of Victoria accepts no responsibility or liability whatsoever for any errors, faults, defects or omissions in the information supplied.