



Hamlyn Heights

# Suburb Report



Your connection to property insights



**JellisCraig**

HAMLYN HEIGHTS SUBURB REPORT

Median house price<sup>1</sup>

Median

\$760k

Quarterly price change

1.33% ↑

Median unit price<sup>1</sup>

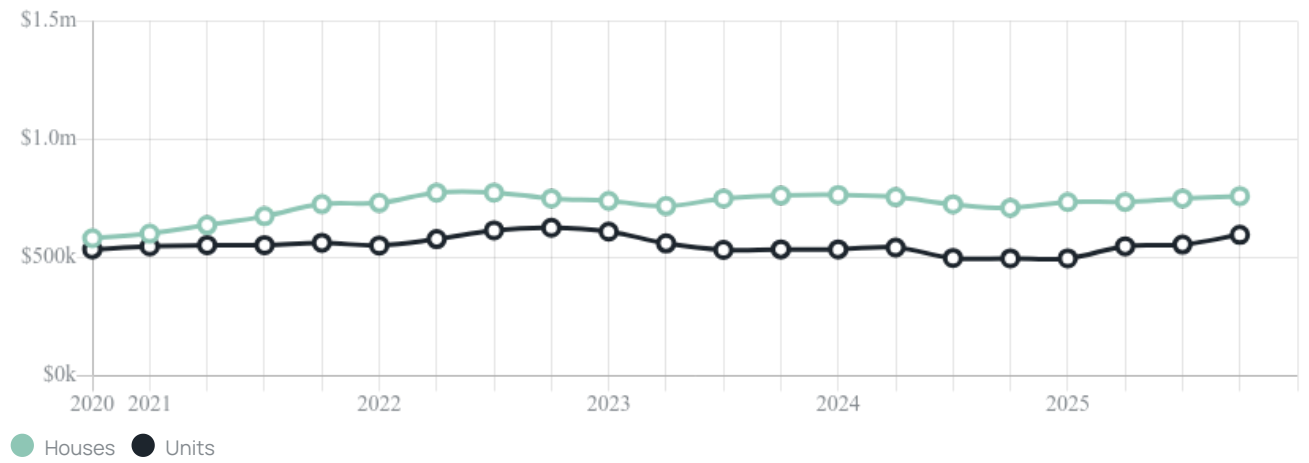
Median

\$597k

Quarterly price change

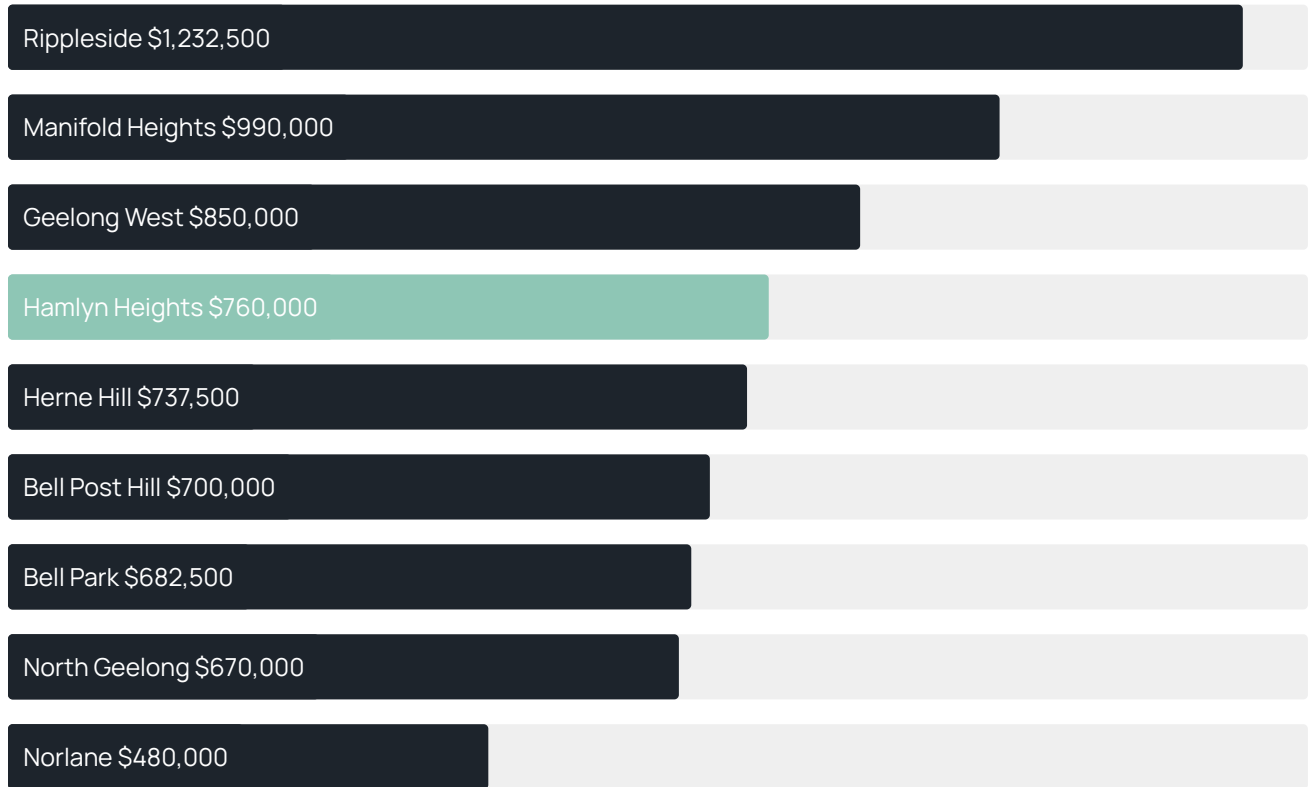
7.47% ↑

Quarterly price change<sup>1</sup>

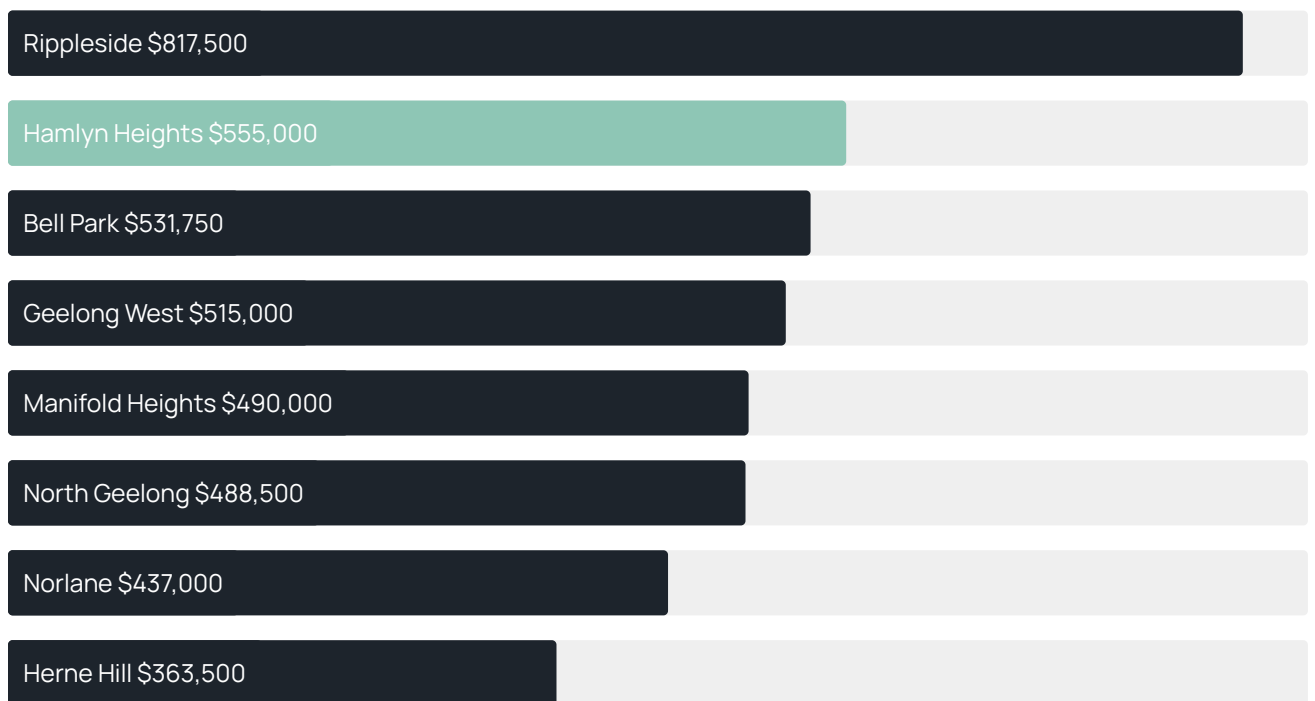


HAMLYN HEIGHTS SUBURB REPORT

Median house price<sup>1</sup>



Median unit price<sup>1</sup>



Sale method<sup>2</sup>



- Auction 22%
- Private 78%

Auction clearance rate<sup>3</sup>

100%

Median days on market<sup>3</sup>

24 days

Average hold period<sup>1</sup>

7.2 years

Dwelling type<sup>5</sup>



- Houses 84%
- Units 16%

Ownership<sup>5</sup>



- Owned outright 37%
- Mortgaged 36%
- Rented 26%

Population<sup>5</sup>

6,518

Median asking rent<sup>1</sup>

\$510 per week

Median age<sup>5</sup>

38 years

Rental yield<sup>1</sup>

3.48%











Median household size<sup>5</sup>

2.3 people











HAMLYN HEIGHTS SUBURB REPORT

## Recent Hamlyn Heights sales











Discover a snapshot of the most recent results for this suburb, to view the full 12 months of sales history, please go to [jellisCraig.com.au/suburb-reports](http://jellisCraig.com.au/suburb-reports)

Address	Bedrooms	Type	Price	Sold
 8 Lyle Ct Hamlyn Heights	2	House	\$655,000	28 Mar 2026
 8 Edgecombe St Hamlyn Heights	4	House	\$1,080,000	28 Mar 2026
 14 Katoomba Ct Hamlyn Heights	6	House	\$750,000	21 Mar 2026
 3 Forfar Rd Hamlyn Heights	3	House	\$710,000	18 Mar 2026
 7/32 Tahara St Hamlyn Heights	1	House	\$300,000	16 Mar 2026
 16 Pride Av Hamlyn Heights	2	House	\$715,000	13 Mar 2026
 26 Sycamore St Hamlyn Heights	3	House	\$845,000	10 Mar 2026
 22 Lily St Hamlyn Heights	3	House	\$860,000	06 Mar 2026
 3 Teak St Hamlyn Heights	3	House	\$801,500	06 Mar 2026
 66 Tahara St Hamlyn Heights	3	House	\$740,000	28 Feb 2026

## HAMLYN HEIGHTS SUBURB REPORT

Address	Bedrooms	Type	Price	Sold
 49 Drysdale Av HAMLYN HEIGHTS	3	House	\$857,000	28 Feb 2026
 2/86 Vines Rd Hamlyn Heights	2	Townhouse	\$595,000	27 Feb 2026
 3/17 Toyne Av Hamlyn Heights	3	House	\$740,000	24 Feb 2026
 3A Toyne Av Hamlyn Heights	4	Flat/Unit/Apartment	\$810,000	24 Feb 2026
 10 Kalimna St Hamlyn Heights	3	House	\$805,000	21 Feb 2026
 22 June Av Hamlyn Heights	3	House	\$840,000	21 Feb 2026
 76 Calvert St Hamlyn Heights	3	House	\$841,000	21 Feb 2026
 68A Vines Rd Hamlyn Heights	3	House	\$690,000	20 Feb 2026
 128 Sladen St Hamlyn Heights	3	House	\$775,000	17 Feb 2026
 3B Toyne Av Hamlyn Heights	4	Townhouse	\$828,000	16 Feb 2026

## HAMLYN HEIGHTS SUBURB REPORT

Address	Bedrooms	Type	Price	Sold
 32 Hamlyn Av Hamlyn Heights	3	House	\$667,000	06 Feb 2026
 26 Alkoomi Av Hamlyn Heights	3	House	\$910,000	04 Feb 2026
 280 Church St Hamlyn Heights	3	House	\$650,000	02 Feb 2026
 1/188 Church St Hamlyn Heights	2	Unit	\$465,000	31 Jan 2026
 133 Vines Rd Hamlyn Heights	4	House	\$745,000	31 Jan 2026
 4/282 Church St Hamlyn Heights	2	Unit	\$541,000	30 Jan 2026
 17 Kirriemuir St Hamlyn Heights	0	Land	\$540,000	30 Jan 2026
 8 Clova Av Hamlyn Heights	4	House	\$1,049,000	23 Jan 2026
 98 Tahara St Hamlyn Heights	3	House	\$811,000	22 Jan 2026
 18 Tahara St Hamlyn Heights	4	House	\$810,000	21 Jan 2026



**Jellis Craig Geelong**  
205 Pakington Street, Geelong West  
(03) 5222 7772

Jellis Craig acknowledges and pays our respects to the Bunurong People, the Wadawurrung People, the Dja Dja Wurrung People and the Wurundjeri People as the Traditional Owners and original custodians of the lands on which Jellis Craig operates.

---

Data is current as of PDF generation date 01/04/2026

- 1 Property Data Online, updated quarterly for the past 12 months
- 2 Property Data Online, updated daily for the past 12 months
- 3 Property Data Online, updated daily for the past quarter
- 4 Jellis Craig's average inspection attendance per listing (houses) over the last 12 months, updated daily
- 5 2021 Australian Census
- 6 Property Data Online, updated daily

This publication contains data, analytics, statistics and other information supplied by PROPERTYDATAONLINE PTY LTD (PropertyData). The data provided in this publication is of a general nature and should not be construed as specific advice or relied upon in lieu of appropriate professional advice.

PropertyData relies upon data supplied by third parties and while the data is checked and reviewed, PropertyData does not warrant the accuracy or completeness of the information to the full extent permitted by the law and excludes all loss or damage howsoever arising (including through negligence) in connection with the data supplied by PropertyData. The State of Victoria owns the copyright in the Property Sales Data and reproduction of that data in any way without the consent of the State of Victoria will constitute a breach of the Copyright Act 1968 (cth). The State of Victoria does not warrant the accuracy or completeness of the Property Sales Data and any person using or relying upon such information does so on the basis that the State of Victoria accepts no responsibility or liability whatsoever for any errors, faults, defects or omissions in the information supplied.