



Hamlyn Heights

# Suburb Report



Your connection to property insights



JellisCraig

HAMLYN HEIGHTS SUBURB REPORT

Median house price<sup>1</sup>

Median

\$750k

Quarterly price change

1.93% ↑

Median unit price<sup>1</sup>

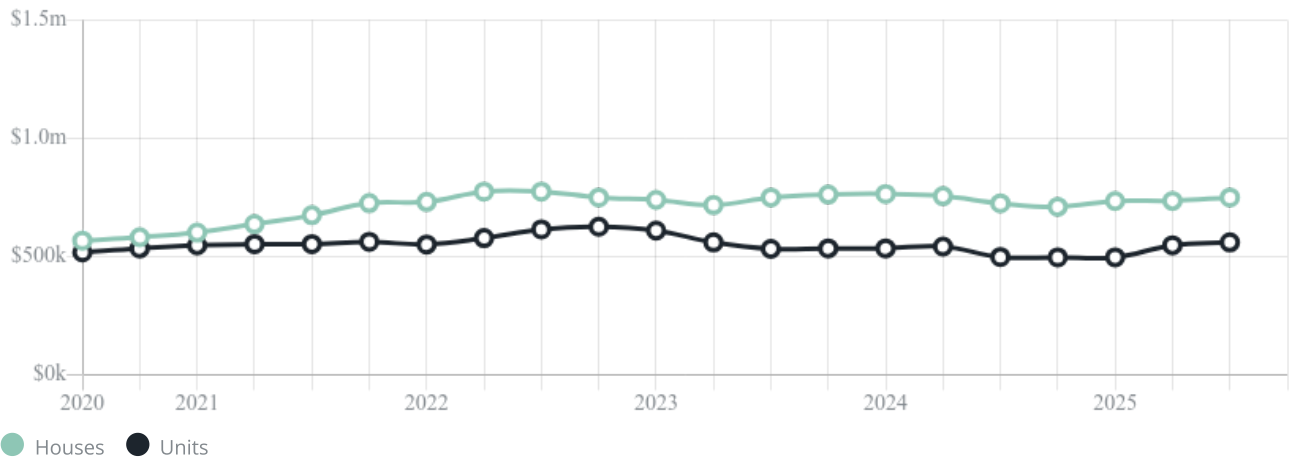
Median

\$560k

Quarterly price change

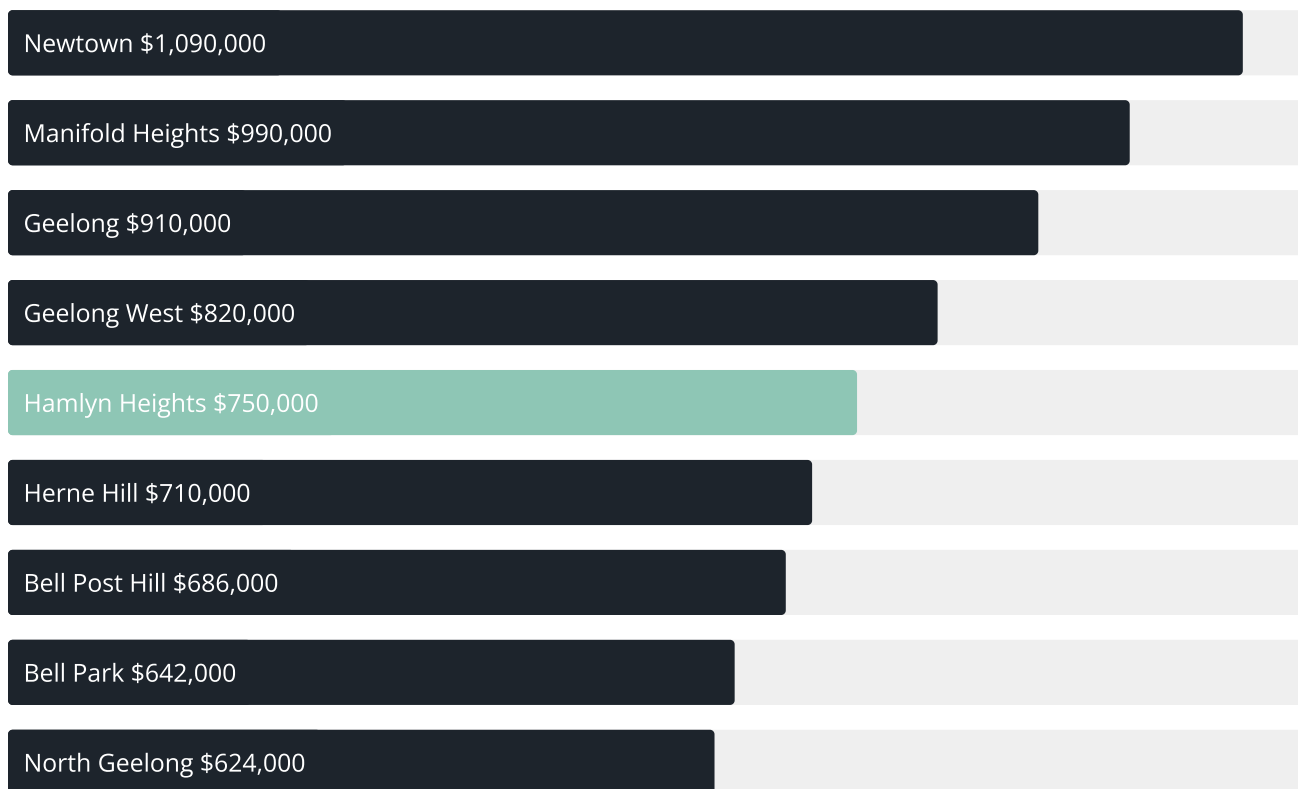
2.18% ↑

Quarterly price change<sup>1</sup>

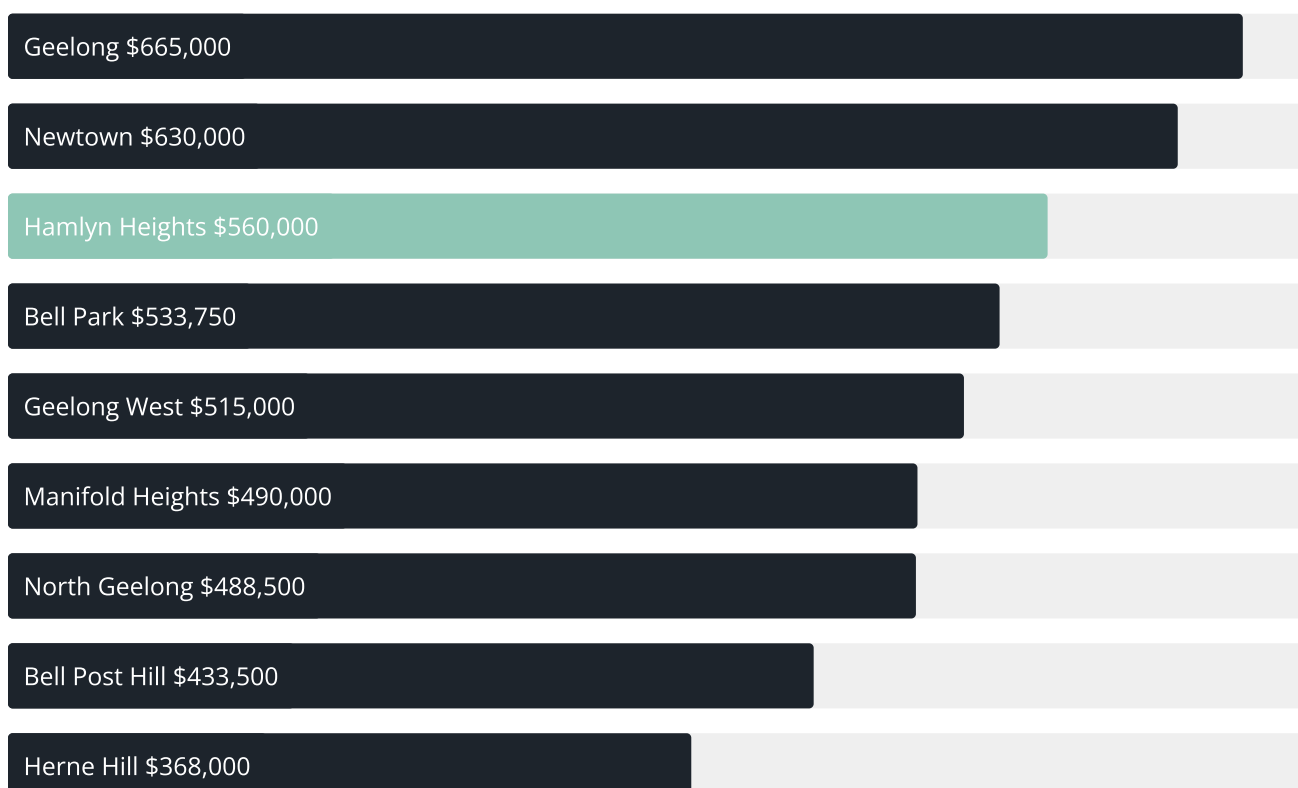


## HAMLYN HEIGHTS SUBURB REPORT

### Median house price<sup>1</sup>



### Median unit price<sup>1</sup>



Sale method<sup>2</sup>

● Auction 16%  
● Private 84%

Auction clearance rate<sup>3</sup>

66.67%

Median days on market<sup>3</sup>

26 days

Average hold period<sup>1</sup>

7.2 years

Dwelling type<sup>5</sup>

● Houses 84% ● Units 16%

Ownership<sup>5</sup>

● Owned outright 37% ● Mortgaged 36% ● Rented 26%

Population<sup>5</sup>

6,518

Median asking rent<sup>1</sup>

\$500 per week

Median age<sup>5</sup>

38 years

Rental yield<sup>1</sup>

3.48%











Median household size<sup>5</sup>

2.3 people











## HAMLYN HEIGHTS SUBURB REPORT

## Recent Hamlyn Heights sales











Discover a snapshot of the most recent results for this suburb, to view the full 12 months of sales history, please go to [jellisraig.com.au/suburb-reports](https://jellisraig.com.au/suburb-reports)

Address	Bedrooms	Type	Price	Sold
 4/83-85 Drysdale Av Hamlyn Heights	2	Unit	\$620,000	24 Dec 2025
 3/63 Sladen St Hamlyn Heights	2	Townhouse	\$600,000	16 Dec 2025
 2/72-74 Vines Rd Hamlyn Heights	3	Townhouse	\$749,000	10 Dec 2025
 102 Ballarat Rd Hamlyn Heights	3	House	\$635,000	09 Dec 2025
 32 Logan St Hamlyn Heights	3	House	\$716,000	06 Dec 2025
 16 Willana Av Hamlyn Heights	3	House	\$775,000	26 Nov 2025
 8 Quamby Av Hamlyn Heights	3	House	\$814,000	19 Nov 2025
 136b Church St Hamlyn Heights	3	House	\$730,000	13 Nov 2025
 42 Logan St Hamlyn Heights	4	House	\$795,000	06 Nov 2025
 5 Brewongle Av Hamlyn Heights	2	Unit	\$615,000	06 Nov 2025

## HAMLYN HEIGHTS SUBURB REPORT

Address	Bedrooms	Type	Price	Sold
 19 Devon St Hamlyn Heights	4	House	\$660,000	29 Oct 2025
 37 Glengate St Hamlyn Heights	2	Flat/Unit/Apartment	\$621,500	29 Oct 2025
 17 Forfar Rd Hamlyn Heights	4	House	\$735,000	28 Oct 2025
 20 Parkland Dr Hamlyn Heights	4	House	\$920,000	27 Oct 2025
 46 Ballarat Rd Hamlyn Heights	0	Land	\$490,000	27 Oct 2025
 36 Stoddart St Hamlyn Heights	3	House	\$740,000	24 Oct 2025
 11a Belcher St Hamlyn Heights	3	House	\$695,000	23 Oct 2025
 1/5 Stoddart St Hamlyn Heights	2	Flat/Unit/Apartment	\$585,000	23 Oct 2025
 7 Langibanool Av Hamlyn Heights	3	House	\$815,000	21 Oct 2025
 2/37 Sladen St Hamlyn Heights	2	Flat/Unit/Apartment	\$610,000	21 Oct 2025

## HAMLYN HEIGHTS SUBURB REPORT

Address	Bedrooms	Type	Price	Sold
 2/41 Sladen St Hamlyn Heights	2	Flat/Unit/Apartment	\$380,000	21 Oct 2025
 20 Calvert St Hamlyn Heights	4	House	\$912,500	16 Oct 2025
 9 Tyrone St Hamlyn Heights	3	House	\$737,000	16 Oct 2025
 65 Lily St Hamlyn Heights	2	Unit	\$596,500	15 Oct 2025
 31 Glengate St Hamlyn Heights	2	Townhouse	\$612,000	15 Oct 2025
 25 Sheridan St Hamlyn Heights	3	House	\$790,000	11 Oct 2025
 1/42 Hamlyn Av Hamlyn Heights	3	Flat/Unit/Apartment	\$450,000	10 Oct 2025
 12 Weeroona Av HAMLYN HEIGHTS	3	House	\$860,000	09 Oct 2025
 2/123 Vines Rd Hamlyn Heights	3	Townhouse	\$745,000	08 Oct 2025
 4 Kinnordy Ct Hamlyn Heights	3	House	\$750,000	03 Oct 2025





**Jellis Craig Geelong**

205 Pakington Street, Geelong West  
(03) 5222 7772

Jellis Craig acknowledges and pays our respects to the Bunurong People, the Wadawurrung People, the Dja Dja Wurrung People and the Wurundjeri People as the Traditional Owners and original custodians of the lands on which Jellis Craig operates.



Data is current as of PDF generation date 08/01/2026

- 1 Property Data Online, updated quarterly for the past 12 months
- 2 Property Data Online, updated daily for the past 12 months
- 3 Property Data Online, updated daily for the past quarter
- 4 Jellis Craig's average inspection attendance per listing (houses) over the last 12 months, updated daily
- 5 2021 Australian Census
- 6 Property Data Online, updated daily

This publication contains data, analytics, statistics and other information supplied by PROPERTYDATAONLINE PTY LTD (PropertyData). The data provided in this publication is of a general nature and should not be construed as specific advice or relied upon in lieu of appropriate professional advice.

PropertyData relies upon data supplied by third parties and while the data is checked and reviewed, PropertyData does not warrant the accuracy or completeness of the information to the full extent permitted by the law and excludes all loss or damage howsoever arising (including through negligence) in connection with the data supplied by PropertyData. The State of Victoria owns the copyright in the Property Sales Data and reproduction of that data in any way without the consent of the State of Victoria will constitute a breach of the Copyright Act 1968 (cth). The State of Victoria does not warrant the accuracy or completeness of the Property Sales Data and any person using or relying upon such information does so on the basis that the State of Victoria accepts no responsibility or liability whatsoever for any errors, faults, defects or omissions in the information supplied.