



Hampton East

Suburb Report



Your connection to property insights



JellisCraig

HAMPTON EAST SUBURB REPORT

Median house price¹

Median

\$1.46m

Quarterly price change

-0.08% ↓

Median unit price¹

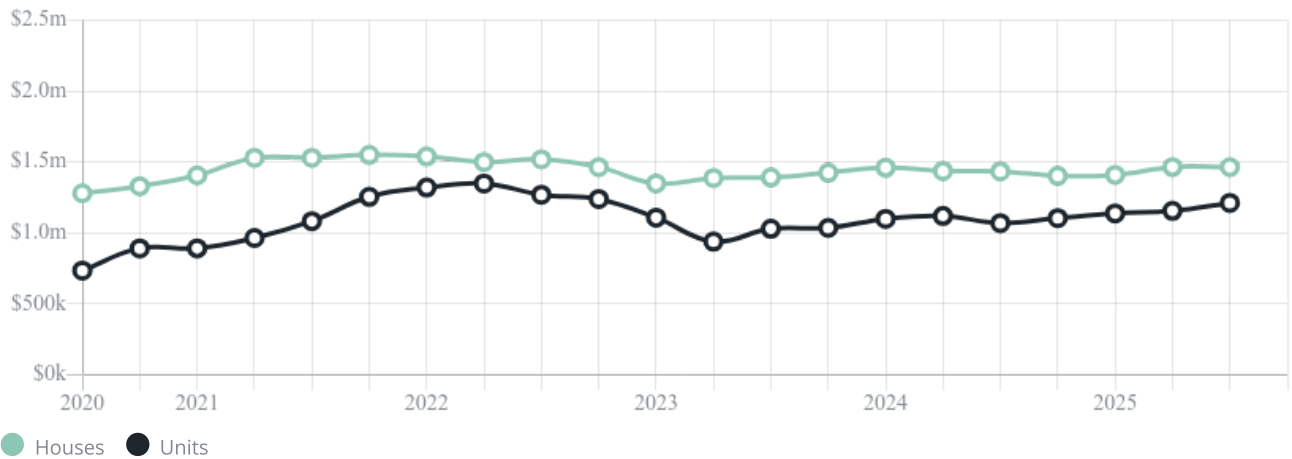
Median

\$1.21m

Quarterly price change

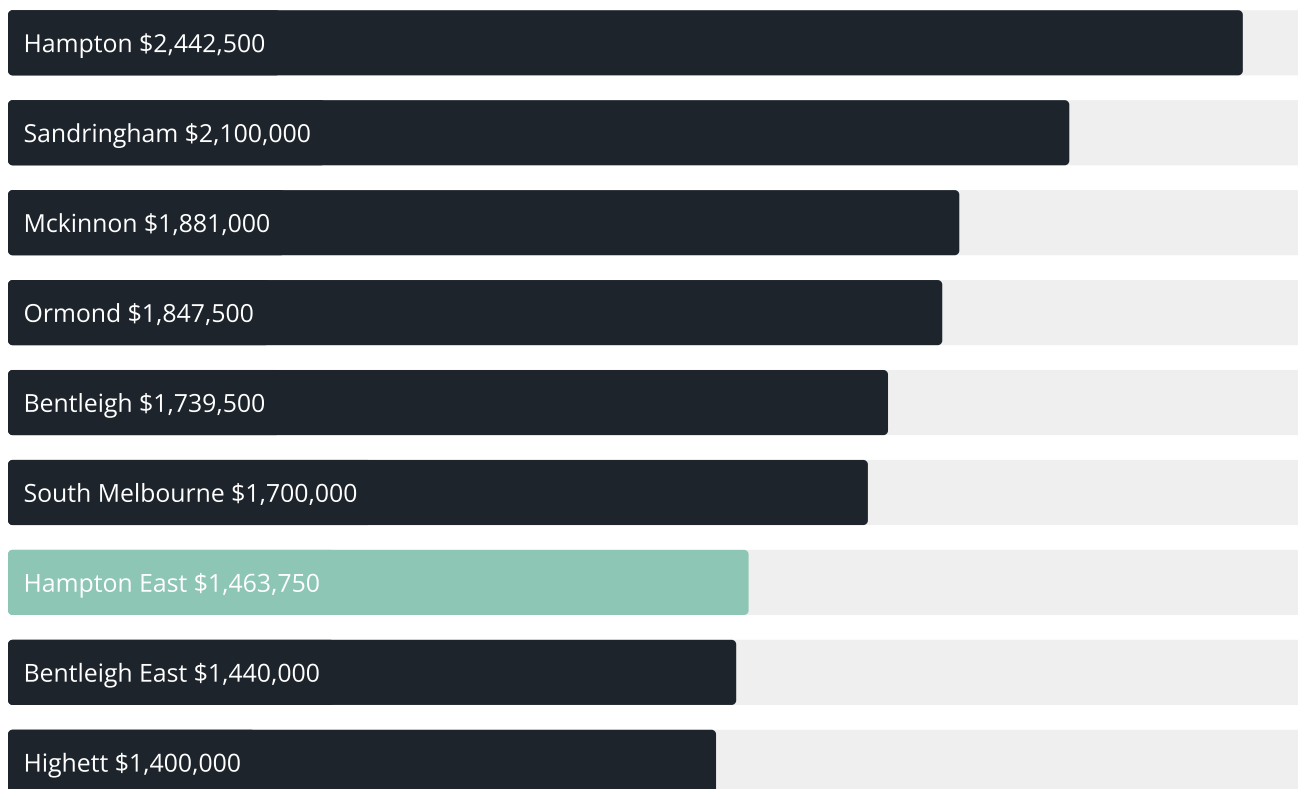
4.93% ↑

Quarterly price change¹

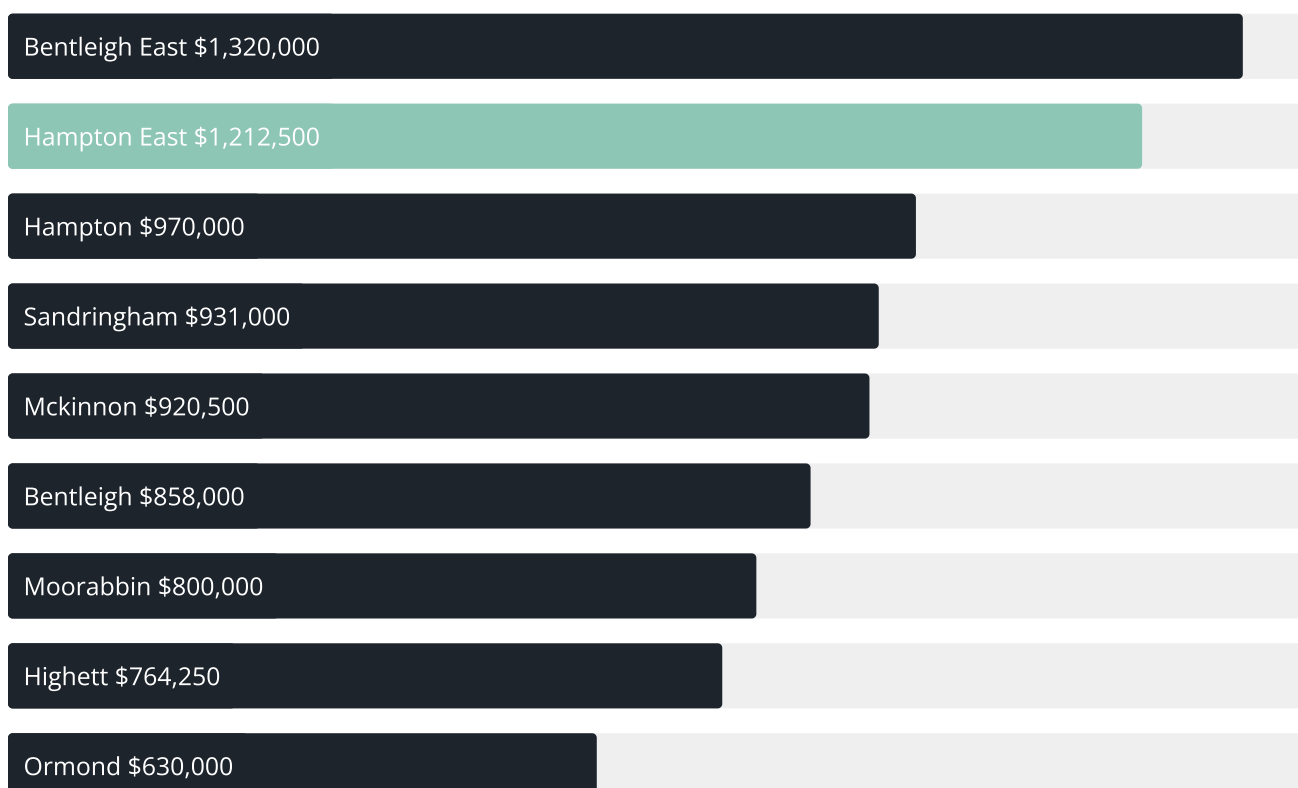


HAMPTON EAST SUBURB REPORT

Median house price¹



Median unit price¹



Sale method²

● Auction 95%
● Private 5%

Auction clearance rate³

60%

Median days on market³

26 days

Jellis Craig average inspection attendance per listing⁴

26 groups

Average hold period¹

6.3 years

Dwelling type⁵

● Houses 57% ● Units 43%

Ownership⁵

● Owned outright 30% ● Mortgaged 37% ● Rented 33%

Population⁵

5,069

Median asking rent¹

\$900 per week

Population growth⁵

8.10%

Rental yield¹

2.87%

Median age⁵

40 years











Median household size⁵

2.4 people











HAMPTON EAST SUBURB REPORT

Recent Hampton East sales











Discover a snapshot of the most recent results for this suburb, to view the full 12 months of sales history, please go to jellisecraig.com.au/suburb-reports

Address	Bedrooms	Type	Price	Sold
 2/53 Lonsdale Av Hampton East	3	Unit	\$1,086,000	06 Dec 2025
 3/22 Roydon St Hampton East	2	Apartment	\$780,000	06 Dec 2025
 2/3 Guernsey Av Hampton East	2	Villa	\$965,000	29 Nov 2025
 29 Lonsdale Av Hampton East	2	House	\$1,467,000	22 Nov 2025
 5/78 Wickham Rd Hampton East	2	Unit	\$805,000	17 Nov 2025
 92b Wickham Rd Hampton East	4	Townhouse	\$1,526,000	10 Nov 2025
 55 Keith St Hampton East	3	House	\$1,140,000	08 Nov 2025
 8 Keith St Hampton East	3	House	\$1,385,000	08 Nov 2025
 13a Besant St Hampton East	4	House	\$1,600,000	06 Nov 2025
 17a Wickham Rd Hampton East	4	House	\$1,300,000	29 Oct 2025

HAMPTON EAST SUBURB REPORT

Address	Bedrooms	Type	Price	Sold
 9 Summit Av HAMPTON EAST	4	Townhouse	\$1,550,000	28 Oct 2025
 2/13 Highbury Av Hampton East	3	Unit	\$1,190,000	07 Oct 2025
 3/894 Nepean Hwy Hampton East	2	Flat/Unit/Apartment	\$700,000	05 Oct 2025
 11a Warland Rd Hampton East	4	Townhouse	\$1,628,000	27 Sep 2025
 1/140 Wickham Rd Hampton East	3	Townhouse	\$950,000	27 Sep 2025
 9b Tarwin Av Hampton East	3	Townhouse	\$1,910,000	27 Sep 2025
 3a Apex Av Hampton East	2	House	\$1,010,000	25 Sep 2025
 19a Heath Cr Hampton East	3	Townhouse	\$1,400,000	19 Sep 2025
 5 Little Av Hampton East	3	House	\$1,433,000	12 Sep 2025
 27 Charming St Hampton East	3	House	\$1,620,000	06 Sep 2025

HAMPTON EAST SUBURB REPORT

Address	Bedrooms	Type	Price	Sold
 26 Burt Cr Hampton East	3	House	\$1,040,000	06 Sep 2025
 32 Apex Av Hampton East	5	House	\$1,998,000	23 Aug 2025
 16b Keith St Hampton East	4	Townhouse	\$1,560,000	23 Aug 2025
 9 Little Av Hampton East	4	Townhouse	\$1,415,000	21 Aug 2025
 26 Widdop Cr Hampton East	3	House	\$1,343,000	20 Aug 2025
 2/1 Warland Rd Hampton East	3	Townhouse	\$1,235,000	20 Aug 2025
 20 Ridge Av Hampton East	3	Townhouse	\$1,275,000	20 Aug 2025
 24 Nepean Av Hampton East	3	House	\$1,462,500	16 Aug 2025
 84B Spring Rd Hampton East	4	Townhouse	\$1,700,000	15 Aug 2025
 55 Charming St Hampton East	4	House	\$1,470,000	15 Aug 2025



Jellis Craig Brighton

Level 1, 181 Bay Street, Brighton
03 9194 1200

Jellis Craig acknowledges and pays our respects to the Bunurong People, the Wadawurrung People, the Dja Dja Wurrung People and the Wurundjeri People as the Traditional Owners and original custodians of the lands on which Jellis Craig operates.

Data is current as of PDF generation date 08/01/2026

- 1 Property Data Online, updated quarterly for the past 12 months
- 2 Property Data Online, updated daily for the past 12 months
- 3 Property Data Online, updated daily for the past quarter
- 4 Jellis Craig's average inspection attendance per listing (houses) over the last 12 months, updated daily
- 5 2021 Australian Census
- 6 Property Data Online, updated daily

This publication contains data, analytics, statistics and other information supplied by PROPERTYDATAONLINE PTY LTD (PropertyData). The data provided in this publication is of a general nature and should not be construed as specific advice or relied upon in lieu of appropriate professional advice.

PropertyData relies upon data supplied by third parties and while the data is checked and reviewed, PropertyData does not warrant the accuracy or completeness of the information to the full extent permitted by the law and excludes all loss or damage howsoever arising (including through negligence) in connection with the data supplied by PropertyData. The State of Victoria owns the copyright in the Property Sales Data and reproduction of that data in any way without the consent of the State of Victoria will constitute a breach of the Copyright Act 1968 (cth). The State of Victoria does not warrant the accuracy or completeness of the Property Sales Data and any person using or relying upon such information does so on the basis that the State of Victoria accepts no responsibility or liability whatsoever for any errors, faults, defects or omissions in the information supplied.