



Hampton East

Suburb Report



Your connection to property insights



JellisCraig

HAMPTON EAST SUBURB REPORT

Median house price¹

Median

\$1.47m

Quarterly price change

-0.10% ↓

Median unit price¹

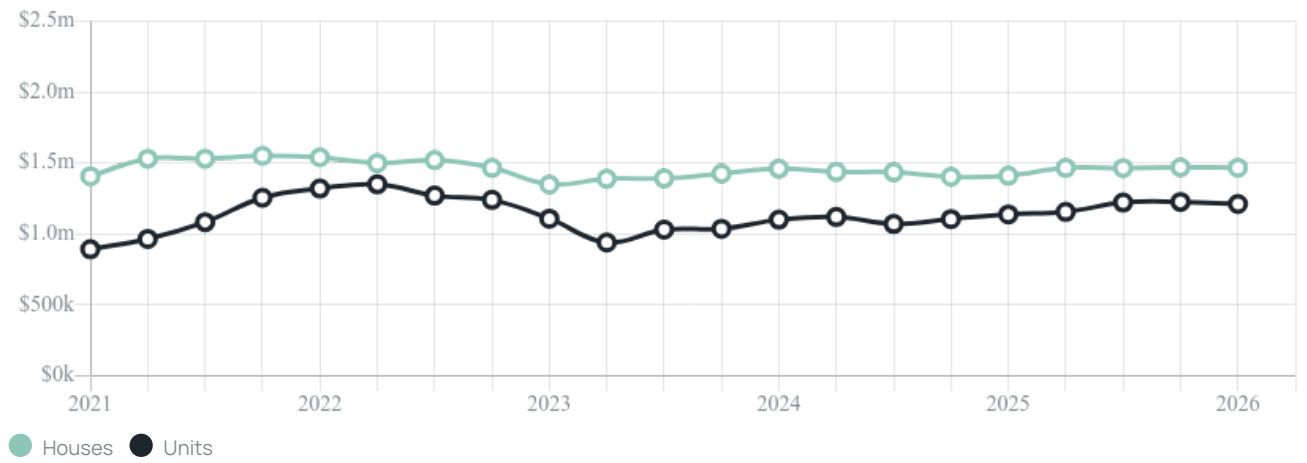
Median

\$1.21m

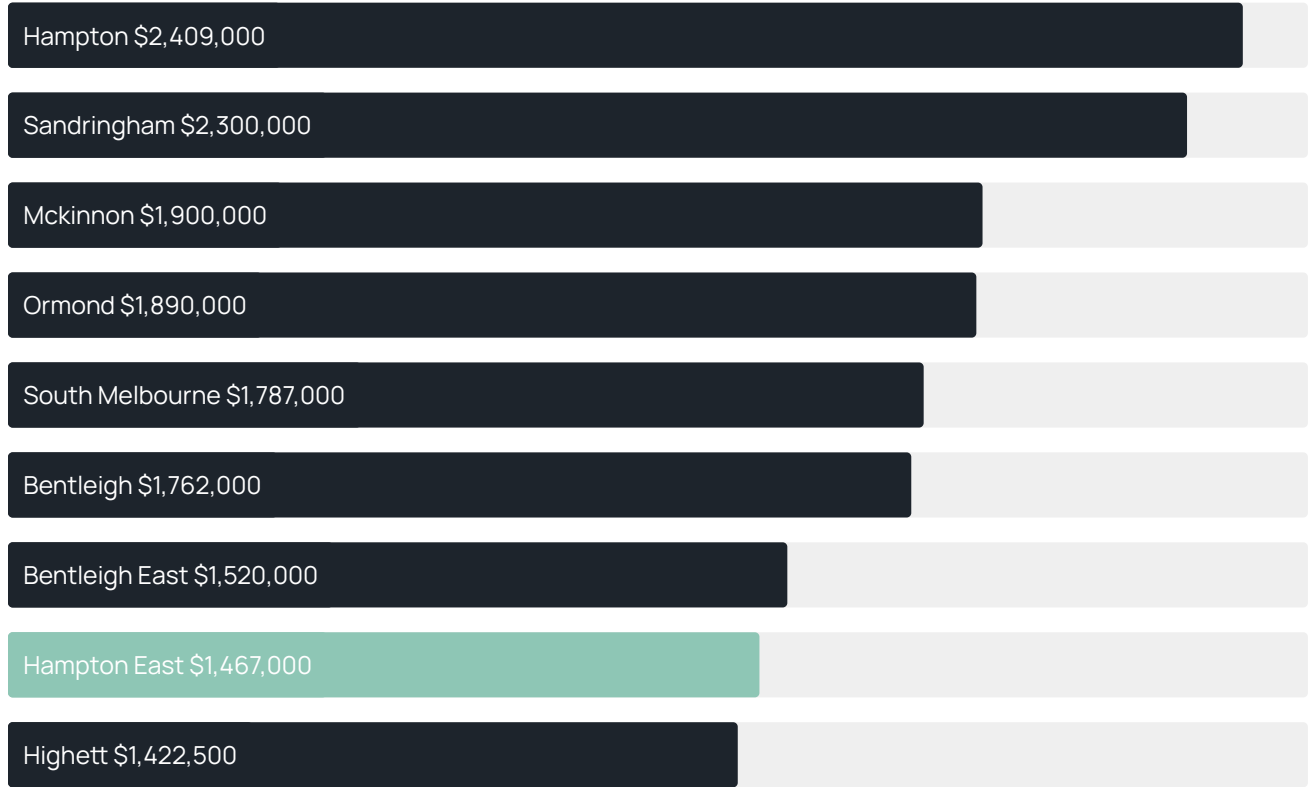
Quarterly price change

-1.22% ↓

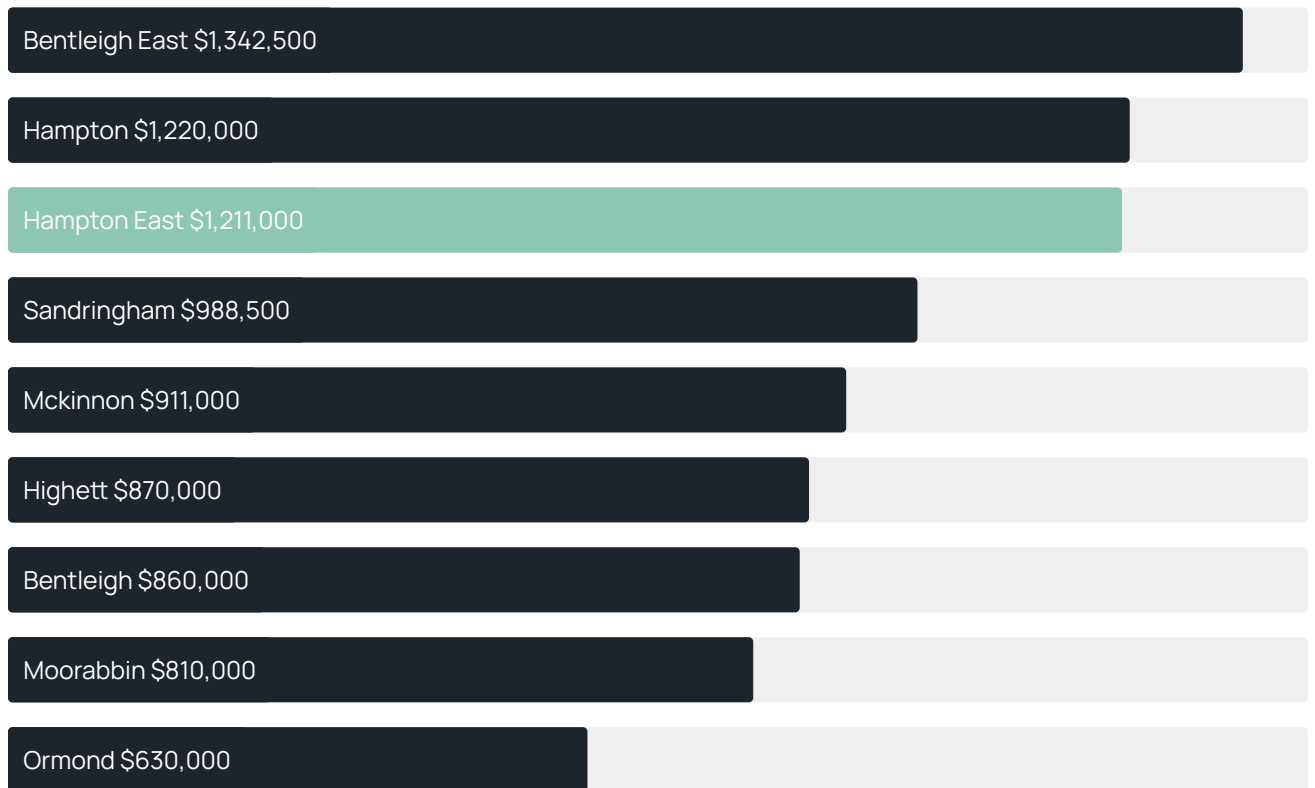
Quarterly price change¹



Median house price¹



Median unit price¹



Sale method²



● Auction 90%
● Private 10%

Auction clearance rate³

44.44%

Median days on market³

34 days

Jellis Craig average inspection attendance per listing⁴

34 groups

Average hold period¹

6.3 years

Dwelling type⁵



● Houses 57% ● Units 43%

Ownership⁵



● Owned outright 30% ● Mortgaged 37% ● Rented 33%

Population⁵

5,069

Median asking rent¹

\$850 per week

Population growth⁵

8.10%

Rental yield¹

2.87%

Median age⁵

40 years











Median household size⁵

2.4 people











HAMPTON EAST SUBURB REPORT

Recent Hampton East sales











Discover a snapshot of the most recent results for this suburb, to view the full 12 months of sales history, please go to jellisraig.com.au/suburb-reports

Address	Bedrooms	Type	Price	Sold
 12 Saltair St Hampton East	3	House	\$1,350,000	27 Apr 2026
 23 Lonsdale Av Hampton East	2	House	\$1,365,000	18 Apr 2026
 19b Apex Av Hampton East	3	Townhouse	\$1,385,000	18 Apr 2026
 6 Saltair St Hampton East	5	House	\$2,000,000	17 Apr 2026
 5 Sybil St Hampton East	2	House	\$1,050,000	16 Apr 2026
 110a Wickham Rd Hampton East	4	Townhouse	\$1,745,000	14 Apr 2026
 42 Spring Rd Hampton East	3	House	\$1,405,000	28 Mar 2026
 4/1 King St Hampton East	2	Apartment	\$592,500	10 Mar 2026
 7 Kinross St Hampton East	4	House	\$3,200,000	03 Mar 2026
 42 Widdop Cr Hampton East	3	House	\$1,300,000	26 Feb 2026

HAMPTON EAST SUBURB REPORT

Address	Bedrooms	Type	Price	Sold
 1/4 Short St Hampton East	2	House	\$949,250	26 Feb 2026
 203/336 South Rd Hampton East	2	Apartment	\$630,000	24 Feb 2026
 13 Wickham Rd Hampton East	3	House	\$1,407,000	21 Feb 2026
 2/12 Scott St Hampton East	2	Townhouse	\$961,000	21 Feb 2026
 16 Exley Rd Hampton East	3	House	\$1,165,000	14 Feb 2026
 13/24 Kinross St Hampton East	2	Apartment	\$677,500	10 Feb 2026
 312 South Rd Hampton East	2	House	\$1,270,000	02 Feb 2026
 3/17 Keiller St Hampton East	2	Unit	\$535,000	31 Jan 2026
 12 Dane Rd Hampton East	3	House	\$1,030,000	29 Jan 2026
 16 Highbury Av Hampton East	3	House	\$1,300,000	17 Jan 2026

HAMPTON EAST SUBURB REPORT

Address	Bedrooms	Type	Price	Sold
 85a Wickham Rd Hampton East	4	Townhouse	\$1,700,000	16 Dec 2025
 2 Eldon Ct Hampton East	4	House	\$1,800,000	09 Dec 2025
 3/22 Roydon St Hampton East	2	Apartment	\$780,000	06 Dec 2025
 2/53 Lonsdale Av Hampton East	3	Unit	\$1,086,000	06 Dec 2025
 56 Spring Rd Hampton East	3	House	\$1,300,000	05 Dec 2025
 2/3 Guernsey Av Hampton East	2	Villa	\$965,000	29 Nov 2025
 29 Lonsdale Av Hampton East	2	House	\$1,467,000	22 Nov 2025
 9a Tarwin Av Hampton East	4	Townhouse	\$1,800,000	20 Nov 2025
 5a Saltair St Hampton East	4	Townhouse	\$1,465,000	19 Nov 2025
 5/78 Wickham Rd Hampton East	2	Unit	\$805,000	17 Nov 2025



Jellis Craig Brighton
Level 1, 181 Bay Street, Brighton
03 9194 1200

Jellis Craig acknowledges and pays our respects to the Bunurong People, the Wadawurrung People, the Dja Dja Wurrung People and the Wurundjeri People as the Traditional Owners and original custodians of the lands on which Jellis Craig operates.

Data is current as of PDF generation date 01/05/2026

- 1 Property Data Online, updated quarterly for the past 12 months
- 2 Property Data Online, updated daily for the past 12 months
- 3 Property Data Online, updated daily for the past quarter
- 4 Jellis Craig's average inspection attendance per listing (houses) over the last 12 months, updated daily
- 5 2021 Australian Census
- 6 Property Data Online, updated daily

This publication contains data, analytics, statistics and other information supplied by PROPERTYDATAONLINE PTY LTD (PropertyData). The data provided in this publication is of a general nature and should not be construed as specific advice or relied upon in lieu of appropriate professional advice.

PropertyData relies upon data supplied by third parties and while the data is checked and reviewed, PropertyData does not warrant the accuracy or completeness of the information to the full extent permitted by the law and excludes all loss or damage howsoever arising (including through negligence) in connection with the data supplied by PropertyData. The State of Victoria owns the copyright in the Property Sales Data and reproduction of that data in any way without the consent of the State of Victoria will constitute a breach of the Copyright Act 1968 (cth). The State of Victoria does not warrant the accuracy or completeness of the Property Sales Data and any person using or relying upon such information does so on the basis that the State of Victoria accepts no responsibility or liability whatsoever for any errors, faults, defects or omissions in the information supplied.