



Hampton

# Suburb Report



Your connection to property insights



**JellisCraig**

HAMPTON SUBURB REPORT

Median house price<sup>1</sup>

Median

\$2.31m

Quarterly price change

-5.42% ↓

Median unit price<sup>1</sup>

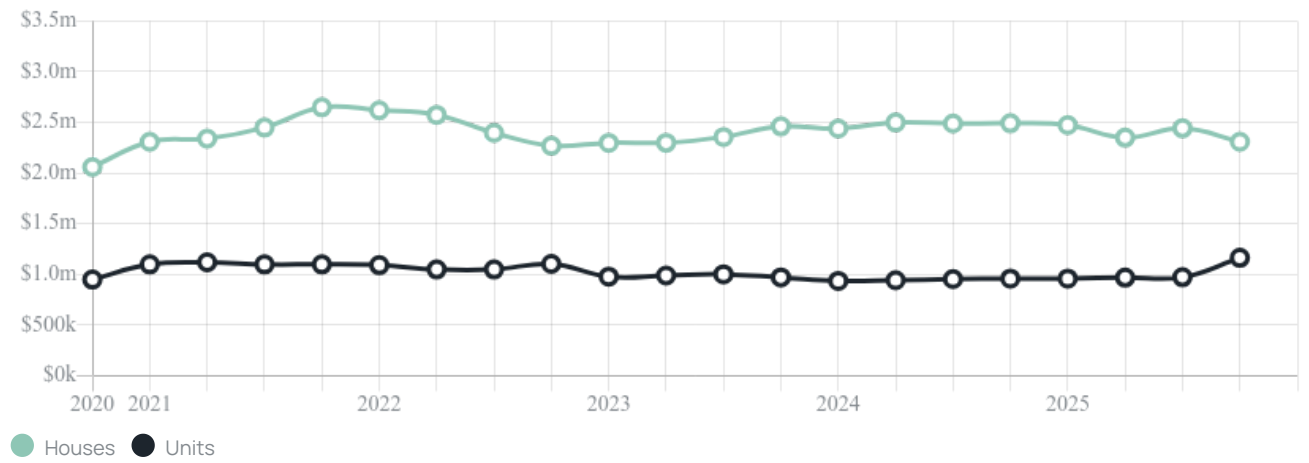
Median

\$1.17m

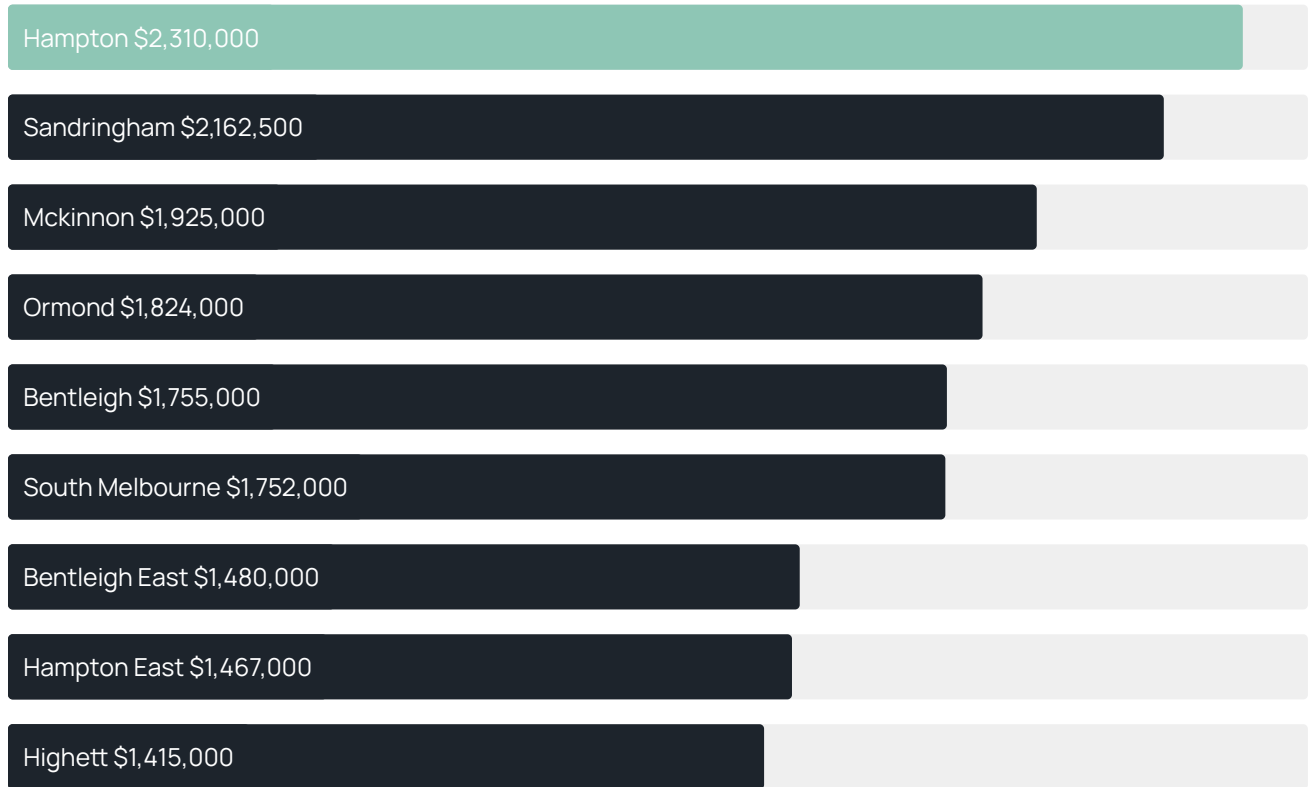
Quarterly price change

19.79% ↑

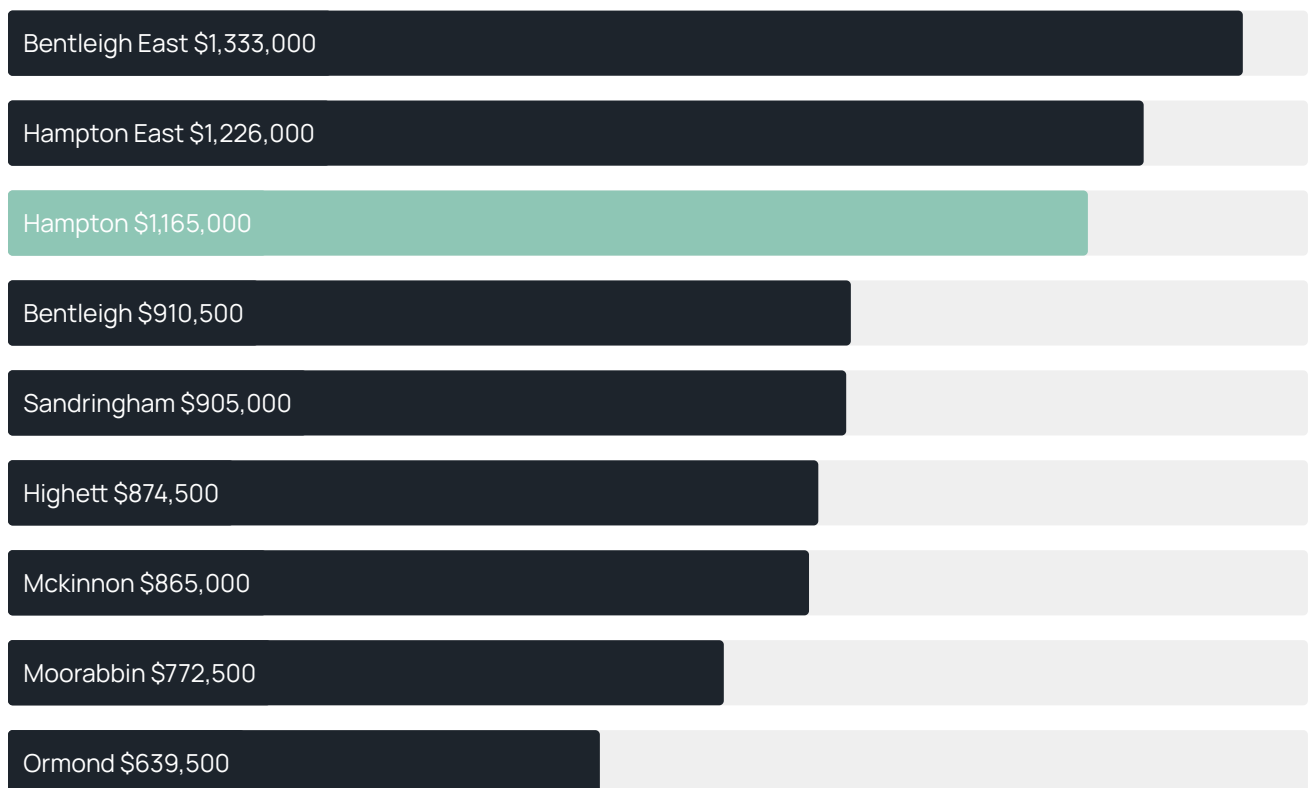
Quarterly price change<sup>1</sup>



### Median house price<sup>1</sup>



### Median unit price<sup>1</sup>



Sale method<sup>2</sup>



● Auction 66%  
● Private 34%

Auction clearance rate<sup>3</sup>

60%

Median days on market<sup>3</sup>

24 days

Jellis Craig average inspection attendance per listing<sup>4</sup>

24 groups

Average hold period<sup>1</sup>

7.7 years

Dwelling type<sup>5</sup>



● Houses 62% ● Units 38%

Ownership<sup>5</sup>



● Owned outright 44% ● Mortgaged 36% ● Rented 20%

Population<sup>5</sup>

13,518

Median asking rent<sup>1</sup>

\$1,193 per week

Population growth<sup>5</sup>

0.95%

Rental yield<sup>1</sup>

2.21%

Median age<sup>5</sup>

45 years











Median household size<sup>5</sup>

2.6 people











HAMPTON SUBURB REPORT

## Recent Hampton sales











Discover a snapshot of the most recent results for this suburb, to view the full 12 months of sales history, please go to [jellisCraig.com.au/suburb-reports](http://jellisCraig.com.au/suburb-reports)

Address	Bedrooms	Type	Price	Sold
 20 May St Hampton	4	House	\$3,506,000	28 Mar 2026
 472 Bluff Rd Hampton	4	House	\$1,111,500	28 Mar 2026
 5 Thomas St Hampton	4	House	\$2,500,000	28 Mar 2026
 23a Olive St Hampton	3	Townhouse	\$1,380,000	25 Mar 2026
 2/45 Grenville St Hampton	2	Apartment	\$843,000	17 Mar 2026
 9a Foam St Hampton	3	Townhouse	\$2,245,000	14 Mar 2026
 36 Grout St Hampton	4	House	\$2,425,000	14 Mar 2026
 4/33 Holyrood St Hampton	3	Villa	\$1,300,000	14 Mar 2026
 3/1 Edinburgh St Hampton	3	Villa	\$1,190,000	10 Mar 2026
 74a Teddington Rd HAMPTON	4	Townhouse	\$1,725,000	10 Mar 2026

## HAMPTON SUBURB REPORT

Address	Bedrooms	Type	Price	Sold
 507/2 Willis La Hampton	1	Apartment	\$350,000	05 Mar 2026
 4 Hillcroft Av Hampton	4	House	\$3,920,000	04 Mar 2026
 1 Kendall St Hampton	5	House	\$3,490,000	02 Mar 2026
 3/58-60 Crisp St Hampton	2	Villa	\$1,070,000	28 Feb 2026
 501/2 Willis La Hampton	2	Apartment	\$520,000	27 Feb 2026
 3/9 Ocean St Hampton	3	Flat/Unit/Apartment	\$1,840,000	25 Feb 2026
 502/2 Willis La Hampton	2	Apartment	\$520,000	23 Feb 2026
 96 David St Hampton	3	House	\$1,610,000	14 Feb 2026
 18 Thomas St Hampton	2	House	\$1,800,000	12 Feb 2026
 22/74-78 Holyrood St Hampton	2	Apartment	\$655,000	12 Feb 2026

## HAMPTON SUBURB REPORT

Address	Bedrooms	Type	Price	Sold
 8/237 Thomas St Hampton	2	Unit	\$882,000	09 Feb 2026
 202/388 Hampton St Hampton	2	Flat/Unit/Apartment	\$690,000	03 Feb 2026
 104/4 Littlewood St Hampton	3	Apartment	\$1,150,000	30 Jan 2026
 15a Foam St HAMPTON	2	Unit	\$985,000	23 Jan 2026
 142 Thomas St Hampton	3	House	\$1,572,000	22 Jan 2026
 6b Raynes Park Rd Hampton	4	House	\$2,300,000	22 Jan 2026
 20 Smith St Hampton	3	House	\$1,950,000	15 Jan 2026
 9/39 Holyrood St Hampton	2	Unit	\$950,000	14 Jan 2026
 402/6 Koolkuna La Hampton	3	Flat/Unit/Apartment	\$1,200,000	03 Jan 2026
 12 Poole Av Hampton	4	House	\$2,485,000	22 Dec 2025



**Jellis Craig Brighton**  
Level 1, 181 Bay Street, Brighton  
03 9194 1200

Jellis Craig acknowledges and pays our respects to the Bunurong People, the Wadawurrung People, the Dja Dja Wurrung People and the Wurundjeri People as the Traditional Owners and original custodians of the lands on which Jellis Craig operates.

---

Data is current as of PDF generation date 01/04/2026

- 1 Property Data Online, updated quarterly for the past 12 months
- 2 Property Data Online, updated daily for the past 12 months
- 3 Property Data Online, updated daily for the past quarter
- 4 Jellis Craig's average inspection attendance per listing (houses) over the last 12 months, updated daily
- 5 2021 Australian Census
- 6 Property Data Online, updated daily

This publication contains data, analytics, statistics and other information supplied by PROPERTYDATAONLINE PTY LTD (PropertyData). The data provided in this publication is of a general nature and should not be construed as specific advice or relied upon in lieu of appropriate professional advice.

PropertyData relies upon data supplied by third parties and while the data is checked and reviewed, PropertyData does not warrant the accuracy or completeness of the information to the full extent permitted by the law and excludes all loss or damage howsoever arising (including through negligence) in connection with the data supplied by PropertyData. The State of Victoria owns the copyright in the Property Sales Data and reproduction of that data in any way without the consent of the State of Victoria will constitute a breach of the Copyright Act 1968 (cth). The State of Victoria does not warrant the accuracy or completeness of the Property Sales Data and any person using or relying upon such information does so on the basis that the State of Victoria accepts no responsibility or liability whatsoever for any errors, faults, defects or omissions in the information supplied.