



Hampton

Suburb Report



Your connection to property insights



JellisCraig

HAMPTON SUBURB REPORT

Median house price¹

Median

\$2.41m

Quarterly price change

3.50% ↑

Median unit price¹

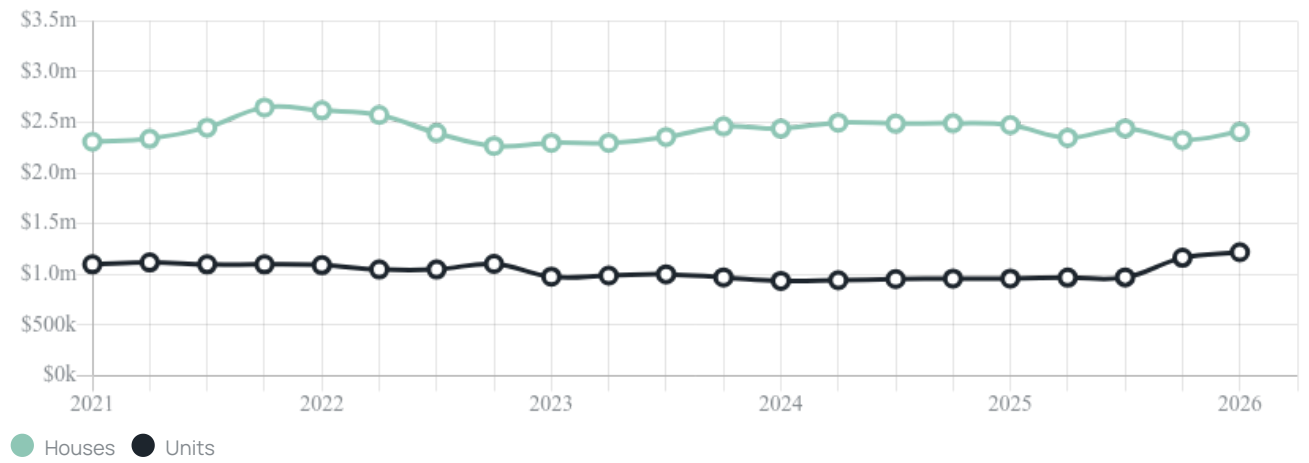
Median

\$1.22m

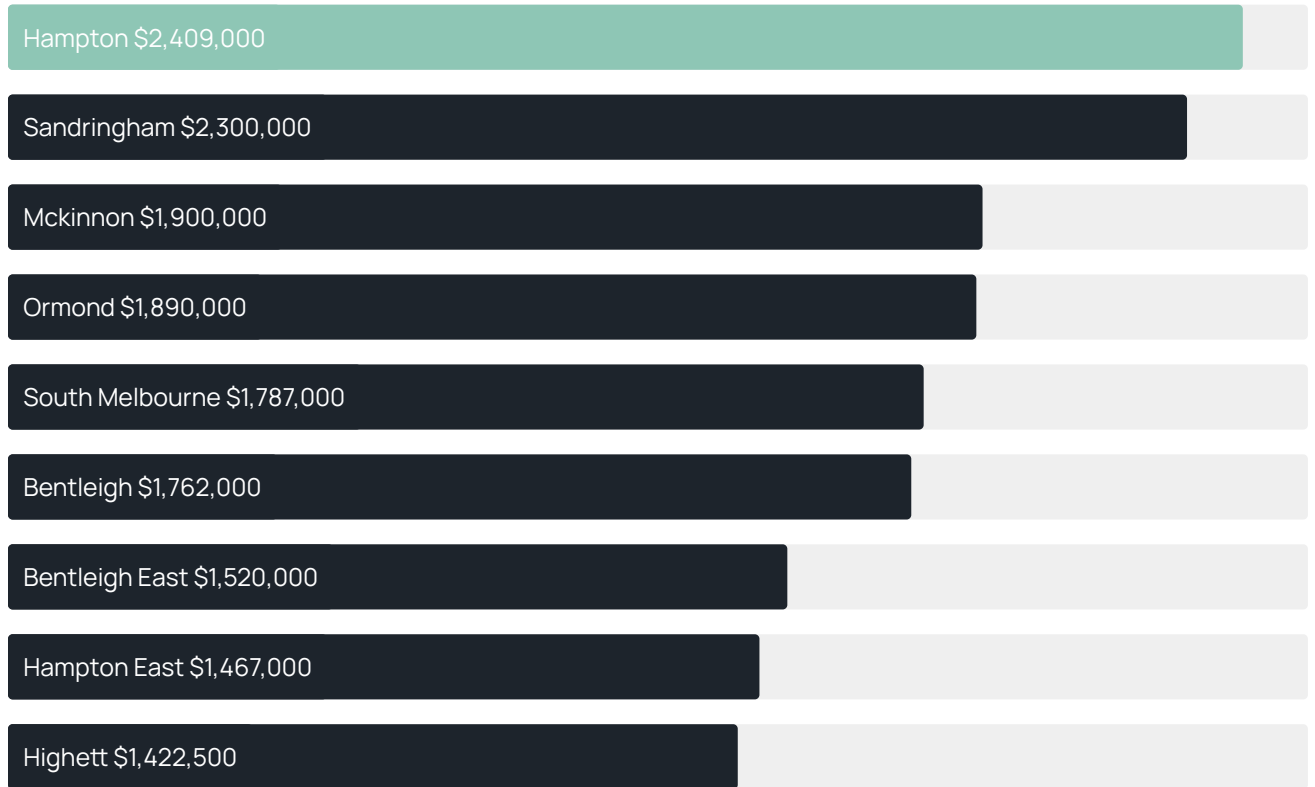
Quarterly price change

4.72% ↑

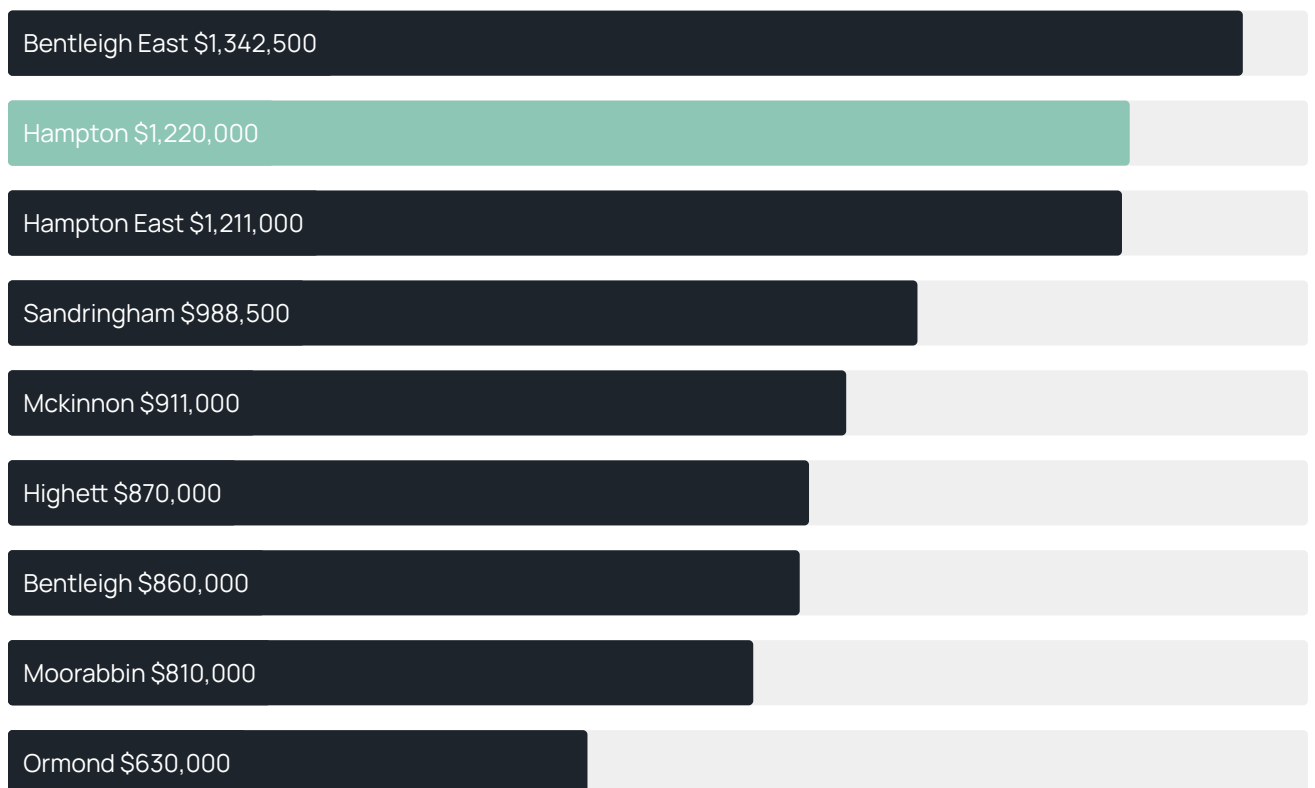
Quarterly price change¹



Median house price¹



Median unit price¹



Sale method²



- Auction 57%
- Private 43%

Auction clearance rate³

58.7%

Median days on market³

25 days

Jellis Craig average inspection attendance per listing⁴

25 groups

Average hold period¹

7.7 years

Dwelling type⁵



- Houses 62%
- Units 38%

Ownership⁵



- Owned outright 44%
- Mortgaged 36%
- Rented 20%

Population⁵

13,518

Median asking rent¹

\$1,195 per week

Population growth⁵

0.95%

Rental yield¹

2.21%

Median age⁵

45 years











Median household size⁵

2.6 people











HAMPTON SUBURB REPORT

Recent Hampton sales











Discover a snapshot of the most recent results for this suburb, to view the full 12 months of sales history, please go to jellisCraig.com.au/suburb-reports

Address	Bedrooms	Type	Price	Sold
 1/1 Edinburgh St Hampton	2	Townhouse	\$1,315,200	28 Apr 2026
 44 Raynes Park Rd Hampton	3	House	\$2,418,000	23 Apr 2026
 102 Willis St Hampton	3	House	\$1,795,000	22 Apr 2026
 4/1 Gillies St Hampton	2	Unit	\$1,055,000	18 Apr 2026
 3a Weeroona St Hampton	4	Townhouse	\$1,920,000	15 Apr 2026
 13/95 Highett Rd Hampton	2	Apartment	\$530,000	13 Apr 2026
 70a David St Hampton	3	House	\$1,760,000	11 Apr 2026
 203/4 Littlewood St Hampton	3	Apartment	\$1,202,500	11 Apr 2026
 43 Thorburn St Hampton	4	Townhouse	\$1,680,000	04 Apr 2026
 5 Carolyn St Hampton	4	House	\$2,210,000	01 Apr 2026

HAMPTON SUBURB REPORT

Address	Bedrooms	Type	Price	Sold
 305/33 Crisp St Hampton	2	Apartment	\$1,100,000	31 Mar 2026
 22/45 Grenville St Hampton	1	Apartment	\$600,000	30 Mar 2026
 20 May St Hampton	4	House	\$3,506,000	28 Mar 2026
 472 Bluff Rd Hampton	4	House	\$1,111,500	28 Mar 2026
 5 Thomas St Hampton	4	House	\$2,500,000	28 Mar 2026
 70b Ludstone St Hampton	4	Townhouse	\$1,910,000	25 Mar 2026
 23a Olive St Hampton	3	Townhouse	\$1,380,000	25 Mar 2026
 5a Coombe Av Hampton	4	Townhouse	\$2,350,000	24 Mar 2026
 2/45 Grenville St Hampton	2	Apartment	\$843,000	17 Mar 2026
 3/18 Grenville St Hampton	2	Unit	\$882,000	16 Mar 2026

HAMPTON SUBURB REPORT

Address	Bedrooms	Type	Price	Sold
 61 Crisp St Hampton	3	House	\$2,720,000	14 Mar 2026
 9a Foam St Hampton	3	Townhouse	\$2,245,000	14 Mar 2026
 36 Grout St Hampton	4	House	\$2,425,000	14 Mar 2026
 4/33 Holyrood St Hampton	3	Villa	\$1,300,000	14 Mar 2026
 2/10 Field St Hampton	5	House	\$1,625,000	12 Mar 2026
 10b Field St HAMPTON	5	Townhouse	\$1,625,000	12 Mar 2026
 18 Bayside Cr Hampton	4	House	\$3,900,000	12 Mar 2026
 3/1 Edinburgh St Hampton	3	Villa	\$1,190,000	10 Mar 2026
 74a Teddington Rd HAMPTON	4	Townhouse	\$1,725,000	10 Mar 2026
 507/2 Willis La Hampton	1	Apartment	\$350,000	05 Mar 2026



Jellis Craig Brighton
Level 1, 181 Bay Street, Brighton
03 9194 1200

Jellis Craig acknowledges and pays our respects to the Bunurong People, the Wadawurrung People, the Dja Dja Wurrung People and the Wurundjeri People as the Traditional Owners and original custodians of the lands on which Jellis Craig operates.

Data is current as of PDF generation date 01/05/2026

- 1 Property Data Online, updated quarterly for the past 12 months
- 2 Property Data Online, updated daily for the past 12 months
- 3 Property Data Online, updated daily for the past quarter
- 4 Jellis Craig's average inspection attendance per listing (houses) over the last 12 months, updated daily
- 5 2021 Australian Census
- 6 Property Data Online, updated daily

This publication contains data, analytics, statistics and other information supplied by PROPERTYDATAONLINE PTY LTD (PropertyData). The data provided in this publication is of a general nature and should not be construed as specific advice or relied upon in lieu of appropriate professional advice.

PropertyData relies upon data supplied by third parties and while the data is checked and reviewed, PropertyData does not warrant the accuracy or completeness of the information to the full extent permitted by the law and excludes all loss or damage howsoever arising (including through negligence) in connection with the data supplied by PropertyData. The State of Victoria owns the copyright in the Property Sales Data and reproduction of that data in any way without the consent of the State of Victoria will constitute a breach of the Copyright Act 1968 (cth). The State of Victoria does not warrant the accuracy or completeness of the Property Sales Data and any person using or relying upon such information does so on the basis that the State of Victoria accepts no responsibility or liability whatsoever for any errors, faults, defects or omissions in the information supplied.