



Hepburn

Suburb Report



Your connection to property insights



JellisCraig

Median house price¹



Sale method²



● Private 100%

Jellis Craig average inspection attendance per listing⁴

groups

Average hold period¹

5.5 years

Dwelling type⁵



● Houses 99% ● Units 1%

Ownership⁵



● Owned outright 51% ● Mortgaged 39% ● Rented 9%

Population⁵

631

Median asking rent¹

\$480 per week

Population growth⁵

5.34%

Rental yield¹

3.17%

Median age⁵

52 years











Median household size⁵

2.1 people



HEPBURN SUBURB REPORT

Recent Hepburn sales

Discover a snapshot of the most recent results for this suburb, to view the full 12 months of sales history, please go to jellisraig.com.au/suburb-reports

Address	Bedrooms	Type	Price	Sold
 10 Eighteenth St Hepburn	2	House	\$465,000	12 Feb 2026
 227 Main Rd Hepburn	3	House	\$795,000	19 Dec 2025
 236 Main Rd Hepburn	3	House	\$380,000	01 Dec 2025
 3 Frame Av Hepburn	3	House	\$1,245,000	28 Oct 2025
 7 Twentieth St Hepburn	3	House	\$690,000	21 Oct 2025
 11 Vanina St HEPBURN	3	House	\$427,000	12 Sep 2025
 56 Fourteenth St Hepburn	3	House	\$550,000	08 Aug 2025
 199 Main Rd Hepburn	3	House	\$674,000	16 Jul 2025
 3/244 Main Rd Hepburn	4	House	\$530,000	13 Jun 2025
 218 Main Rd Hepburn	3	House	\$600,000	09 Jun 2025

HEPBURN SUBURB REPORT

Address	Bedrooms	Type	Price	Sold
 18 Spa Av Hepburn	4	House	\$920,000	16 May 2025
 9 Fifteenth St Hepburn	2	House	\$550,000	02 May 2025



Jellis Craig Daylesford
5 Howe Street, Daylesford
03 9989 2525

Jellis Craig acknowledges and pays our respects to the Bunurong People, the Wadawurrung People, the Dja Dja Wurrung People and the Wurundjeri People as the Traditional Owners and original custodians of the lands on which Jellis Craig operates.

Data is current as of PDF generation date 01/04/2026

- 1 Property Data Online, updated quarterly for the past 12 months
- 2 Property Data Online, updated daily for the past 12 months
- 3 Property Data Online, updated daily for the past quarter
- 4 Jellis Craig's average inspection attendance per listing (houses) over the last 12 months, updated daily
- 5 2021 Australian Census
- 6 Property Data Online, updated daily

This publication contains data, analytics, statistics and other information supplied by PROPERTYDATAONLINE PTY LTD (PropertyData). The data provided in this publication is of a general nature and should not be construed as specific advice or relied upon in lieu of appropriate professional advice.

PropertyData relies upon data supplied by third parties and while the data is checked and reviewed, PropertyData does not warrant the accuracy or completeness of the information to the full extent permitted by the law and excludes all loss or damage howsoever arising (including through negligence) in connection with the data supplied by PropertyData. The State of Victoria owns the copyright in the Property Sales Data and reproduction of that data in any way without the consent of the State of Victoria will constitute a breach of the Copyright Act 1968 (cth). The State of Victoria does not warrant the accuracy or completeness of the Property Sales Data and any person using or relying upon such information does so on the basis that the State of Victoria accepts no responsibility or liability whatsoever for any errors, faults, defects or omissions in the information supplied.