



Highton

Suburb Report



Your connection to property insights



JellisCraig

HIGHTON SUBURB REPORT

Median house price¹

Median

\$915k

Quarterly price change

0.41% ↑

Median unit price¹

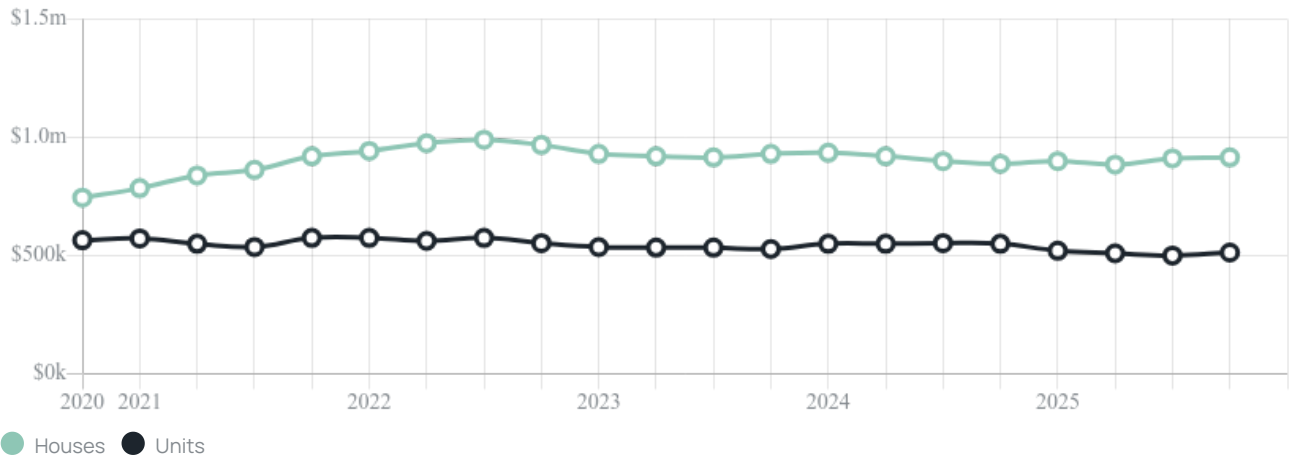
Median

\$513k

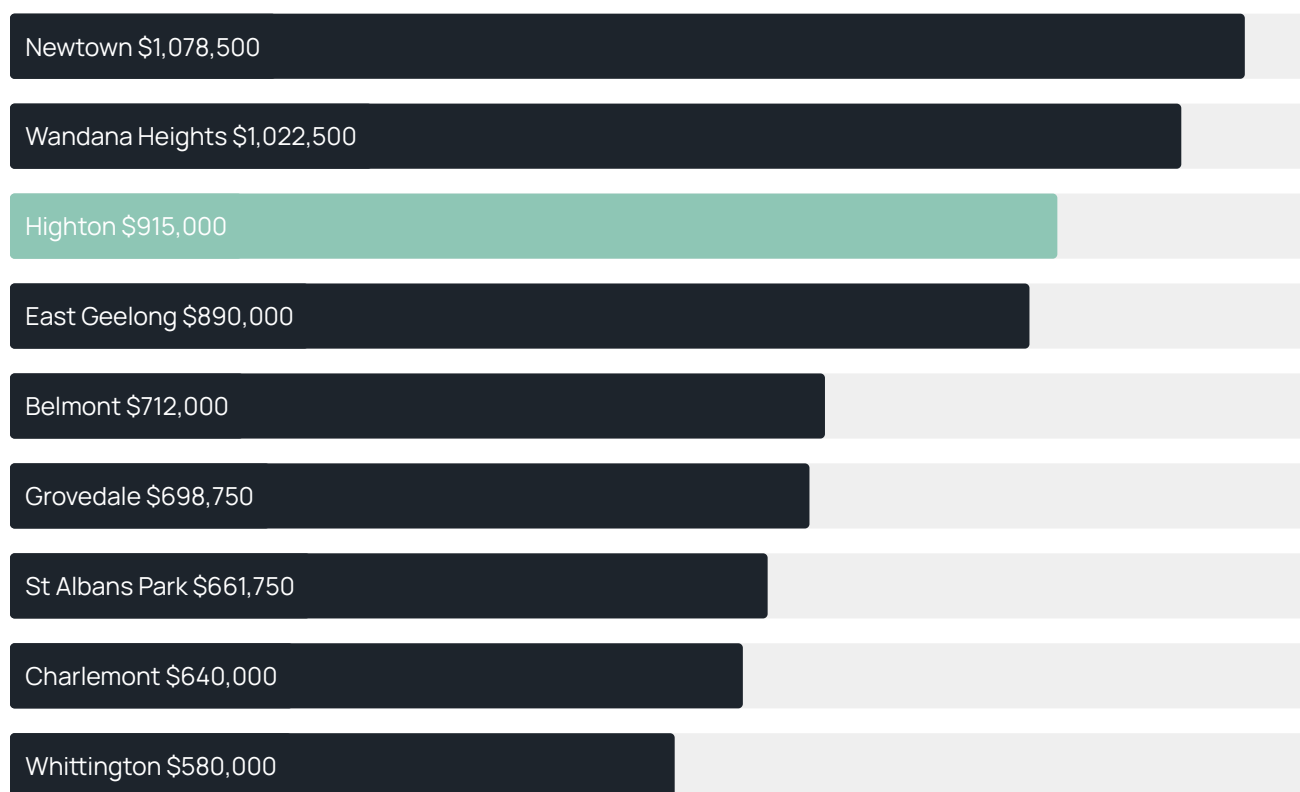

Quarterly price change

2.60% ↑

Quarterly price change¹



HIGHTON SUBURB REPORT

Median house price¹Median unit price¹

Sale method²

● Auction 8%
● Private 92%

Auction clearance rate³

66.67%

Median days on market³

28 days

Jellis Craig average inspection attendance per listing⁴

28 groups

Average hold period¹

6.9 years

Dwelling type⁵

● Houses 87% ● Units 13%

Ownership⁵

● Owned outright 41% ● Mortgaged 41% ● Rented 18%

Population⁵

20,736

Median asking rent¹

\$570 per week

Median age⁵

39 years

Rental yield¹

3.2%











Median household size⁵

2.6 people











HIGHTON SUBURB REPORT

Recent Highton sales











Discover a snapshot of the most recent results for this suburb, to view the full 12 months of sales history, please go to jellisraig.com.au/suburb-reports

Address	Bedrooms	Type	Price	Sold
 1/13 Oakhill Av Highton	3	Townhouse	\$600,000	28 Jan 2026
 5 Whitten Ct Highton	4	House	\$856,000	24 Jan 2026
 20 Swanbourne Av Highton	4	House	\$870,000	22 Jan 2026
 16 Colden Pl Highton	4	House	\$1,048,000	20 Jan 2026
 2/20 Ficinia Mews Highton	1	Unit	\$210,000	16 Jan 2026
 14 St Catherines Dr Highton	3	House	\$940,000	15 Jan 2026
 114 Thornhill Rd Highton	3	House	\$820,000	14 Jan 2026
 2 Culzean Cr Highton	4	House	\$1,390,000	12 Jan 2026
 83B Leigh Rd Highton	3	Townhouse	\$859,000	05 Jan 2026
 24 Stanbury Av Highton	4	House	\$965,000	31 Dec 2025

HIGHTON SUBURB REPORT

Address	Bedrooms	Type	Price	Sold
 3 Chalon Ct Highton	4	House	\$1,660,000	23 Dec 2025
 9 Conway Ct Highton	4	House	\$940,000	23 Dec 2025
 4/3 South Valley Rd Highton	2	Unit	\$505,000	22 Dec 2025
 93 Leigh Rd Highton	3	House	\$811,000	20 Dec 2025
 2/37 Hutcheson Av Highton	2	Unit	\$516,000	19 Dec 2025
 1/25 Hutcheson Av Highton	2	Unit	\$490,000	19 Dec 2025
 125 South Valley Rd Highton	4	House	\$770,000	19 Dec 2025
 69 Montpellier Dr Highton	4	House	\$995,000	18 Dec 2025
 5 Balleroy Rd Highton	4	House	\$1,350,000	17 Dec 2025
 12 St Cloud Ct Highton	4	House	\$925,000	17 Dec 2025

HIGHTON SUBURB REPORT

Address	Bedrooms	Type	Price	Sold
 21 Arkana Av Highton	3	House	\$755,000	16 Dec 2025
 3/20 Senior Ct Highton	2	Unit	\$510,000	11 Dec 2025
 11/104 Colac Rd Highton	1	Apartment	\$425,000	10 Dec 2025
 14 Hemswell Ct Highton	5	House	\$1,210,000	09 Dec 2025
 126 Barrabool Rd Highton	4	House	\$977,500	09 Dec 2025
 17 Northam Av Highton	3	House	\$797,000	09 Dec 2025
 2 Cheam Wlk Highton	3	House	\$865,000	08 Dec 2025
 239 Scenic Rd Highton	4	House	\$720,000	06 Dec 2025
 102 Province Blvd Highton	4	House	\$835,000	04 Dec 2025
 58-60 Grantham Dr Highton	3	House	\$1,125,000	04 Dec 2025



Jellis Craig Geelong
205 Pakington Street, Geelong West
(03) 5222 7772

Jellis Craig acknowledges and pays our respects to the Bunurong People, the Wadawurrung People, the Dja Dja Wurrung People and the Wurundjeri People as the Traditional Owners and original custodians of the lands on which Jellis Craig operates.

Data is current as of PDF generation date 01/02/2026

- 1 Property Data Online, updated quarterly for the past 12 months
- 2 Property Data Online, updated daily for the past 12 months
- 3 Property Data Online, updated daily for the past quarter
- 4 Jellis Craig's average inspection attendance per listing (houses) over the last 12 months, updated daily
- 5 2021 Australian Census
- 6 Property Data Online, updated daily

This publication contains data, analytics, statistics and other information supplied by PROPERTYDATAONLINE PTY LTD (PropertyData). The data provided in this publication is of a general nature and should not be construed as specific advice or relied upon in lieu of appropriate professional advice.

PropertyData relies upon data supplied by third parties and while the data is checked and reviewed, PropertyData does not warrant the accuracy or completeness of the information to the full extent permitted by the law and excludes all loss or damage howsoever arising (including through negligence) in connection with the data supplied by PropertyData. The State of Victoria owns the copyright in the Property Sales Data and reproduction of that data in any way without the consent of the State of Victoria will constitute a breach of the Copyright Act 1968 (cth). The State of Victoria does not warrant the accuracy or completeness of the Property Sales Data and any person using or relying upon such information does so on the basis that the State of Victoria accepts no responsibility or liability whatsoever for any errors, faults, defects or omissions in the information supplied.