



Highton

# Suburb Report



Your connection to property insights



**JellisCraig**

HIGHTON SUBURB REPORT

Median house price<sup>1</sup>

Median

\$918k

Quarterly price change

-0.54% ↓

Median unit price<sup>1</sup>

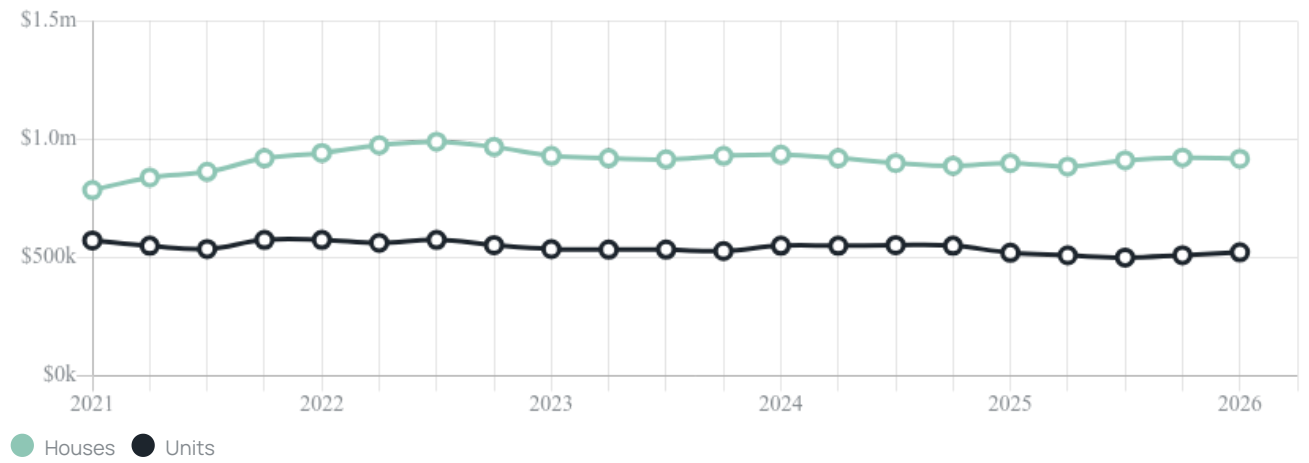
Median

\$523k

Quarterly price change

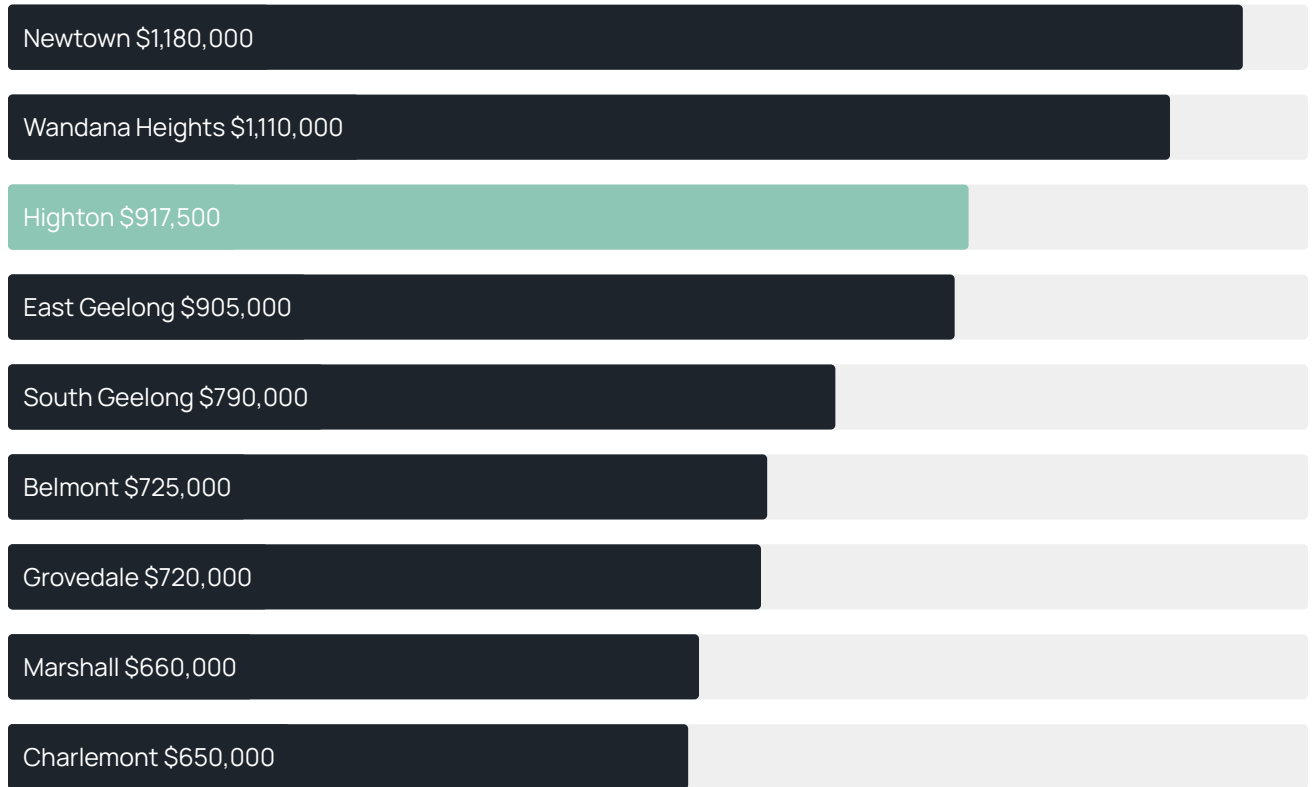
2.45% ↑

Quarterly price change<sup>1</sup>




HIGHTON SUBURB REPORT

Median house price<sup>1</sup>



Median unit price<sup>1</sup>



Sale method<sup>2</sup>



● Auction 6%  
● Private 94%

Auction clearance rate<sup>3</sup>

83.33%

Median days on market<sup>3</sup>

26 days

Jellis Craig average inspection attendance per listing<sup>4</sup>

26 groups

Average hold period<sup>1</sup>

6.9 years

Dwelling type<sup>5</sup>



● Houses 87% ● Units 13%

Ownership<sup>5</sup>



● Owned outright 41% ● Mortgaged 41% ● Rented 18%

Population<sup>5</sup>

20,736

Median asking rent<sup>1</sup>

\$580 per week

Median age<sup>5</sup>

39 years

Rental yield<sup>1</sup>

3.2%











Median household size<sup>5</sup>

2.6 people











HIGHTON SUBURB REPORT

## Recent Highton sales











Discover a snapshot of the most recent results for this suburb, to view the full 12 months of sales history, please go to [jellisraig.com.au/suburb-reports](http://jellisraig.com.au/suburb-reports)

Address	Bedrooms	Type	Price	Sold
 158 Grantham Dr Highton	4	Townhouse	\$760,000	24 Jun 2026
 28 Brassey Av Highton	3	House	\$822,000	23 Jun 2026
 3/43 Fryers Rd Highton	2	Unit	\$520,000	22 Jun 2026
 11 Clearwater Gr Highton	4	House	\$1,355,000	21 Jun 2026
 46 Larcombe St Highton	4	House	\$850,000	20 Jun 2026
 63 Stoneleigh Cr Highton	4	House	\$1,005,000	17 Jun 2026
 1/68 Mulquiney Cr Highton	2	Unit	\$580,000	13 Jun 2026
 5 Montpellier Dr Highton	4	House	\$1,050,000	13 Jun 2026
 4 Strickland Av Highton	3	House	\$711,000	10 Jun 2026
 1/32 Glastonbury Dr Highton	2	Unit	\$595,000	05 Jun 2026

## HIGHTON SUBURB REPORT

Address	Bedrooms	Type	Price	Sold
 1/12 Cedar Gr Highton	2	House	\$590,000	05 Jun 2026
 294 Mt Pleasant Rd Highton	3	House	\$690,000	03 Jun 2026
 2/54 Daly Blvd Highton	3	Townhouse	\$630,000	02 Jun 2026
 3 Greyfern Ct Highton	4	House	\$1,125,000	28 May 2026
 3-5 Morena St Highton	4	House	\$1,650,000	27 May 2026
 2/45 Vanessa Av Highton	2	Unit	\$515,000	26 May 2026
 2 Parkland Ct Highton	4	House	\$1,840,000	22 May 2026
 7 Bruthen Rd Highton	3	House	\$993,000	22 May 2026
 2/171 Barrabool Rd Highton	3	Flat/Unit/Apartment	\$485,000	19 May 2026
 2/230 South Valley Rd Highton	2	Unit	\$556,500	18 May 2026

## HIGHTON SUBURB REPORT

Address	Bedrooms	Type	Price	Sold
 91 Victory Way Highton	3	House	\$400,000	15 May 2026
 88 North Valley Rd Highton	4	House	\$940,000	12 May 2026
 8 Waddington Ct Highton	5	House	\$995,000	12 May 2026
 4/51 Barrabool Rd Highton	1	Flat/Unit/Apartment	\$439,990	12 May 2026
 179b Barrabool Rd Highton	3	House	\$655,000	12 May 2026
 24 Kyeema Av Highton	4	House	\$1,155,000	11 May 2026
 73 Augustine Dr Highton	3	House	\$890,000	08 May 2026
 14 Lein Ct Highton	5	House	\$860,000	08 May 2026
 14b Adelaide St Highton	3	House	\$960,000	07 May 2026
 10 Northbridge Rd Highton	4	House	\$790,000	07 May 2026



**Jellis Craig Geelong**  
205 Pakington Street, Geelong West  
(03) 5222 7772

Jellis Craig acknowledges and pays our respects to the Bunurong People, the Wadawurrung People, the Dja Dja Wurrung People and the Wurundjeri People as the Traditional Owners and original custodians of the lands on which Jellis Craig operates.

---

Data is current as of PDF generation date 01/07/2026

- 1 Property Data Online, updated quarterly for the past 12 months
- 2 Property Data Online, updated daily for the past 12 months
- 3 Property Data Online, updated daily for the past quarter
- 4 Jellis Craig's average inspection attendance per listing (houses) over the last 12 months, updated daily
- 5 2021 Australian Census
- 6 Property Data Online, updated daily

This publication contains data, analytics, statistics and other information supplied by PROPERTYDATAONLINE PTY LTD (PropertyData). The data provided in this publication is of a general nature and should not be construed as specific advice or relied upon in lieu of appropriate professional advice.

PropertyData relies upon data supplied by third parties and while the data is checked and reviewed, PropertyData does not warrant the accuracy or completeness of the information to the full extent permitted by the law and excludes all loss or damage howsoever arising (including through negligence) in connection with the data supplied by PropertyData. The State of Victoria owns the copyright in the Property Sales Data and reproduction of that data in any way without the consent of the State of Victoria will constitute a breach of the Copyright Act 1968 (cth). The State of Victoria does not warrant the accuracy or completeness of the Property Sales Data and any person using or relying upon such information does so on the basis that the State of Victoria accepts no responsibility or liability whatsoever for any errors, faults, defects or omissions in the information supplied.