



Huntingdale

Suburb Report



Your connection to property insights



JellisCraig

HUNTINGDALE SUBURB REPORT

Median house price¹

Median

\$1.26m

Quarterly price change

4.25% ↑

Median unit price¹

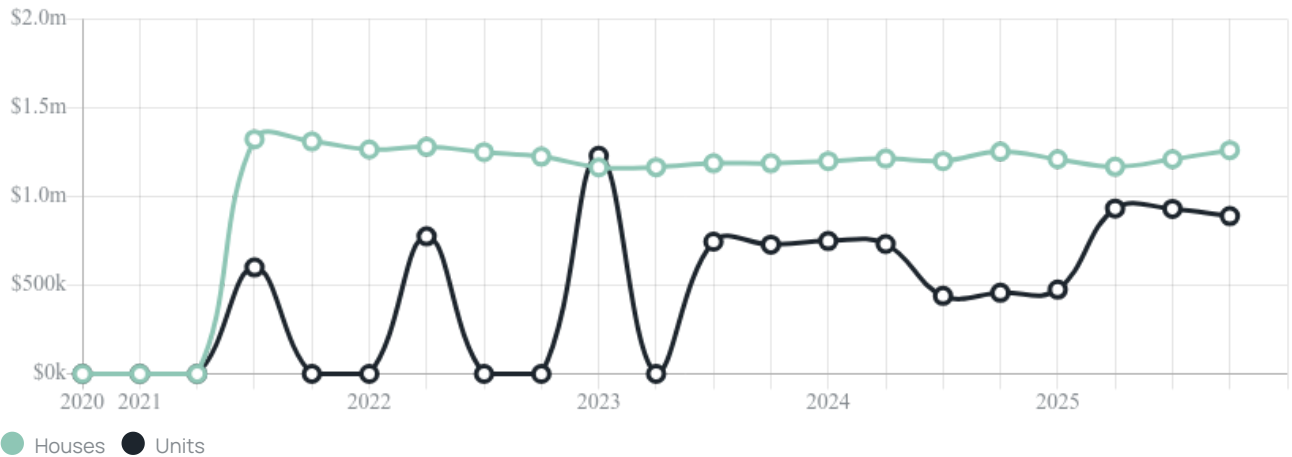
Median

\$890k

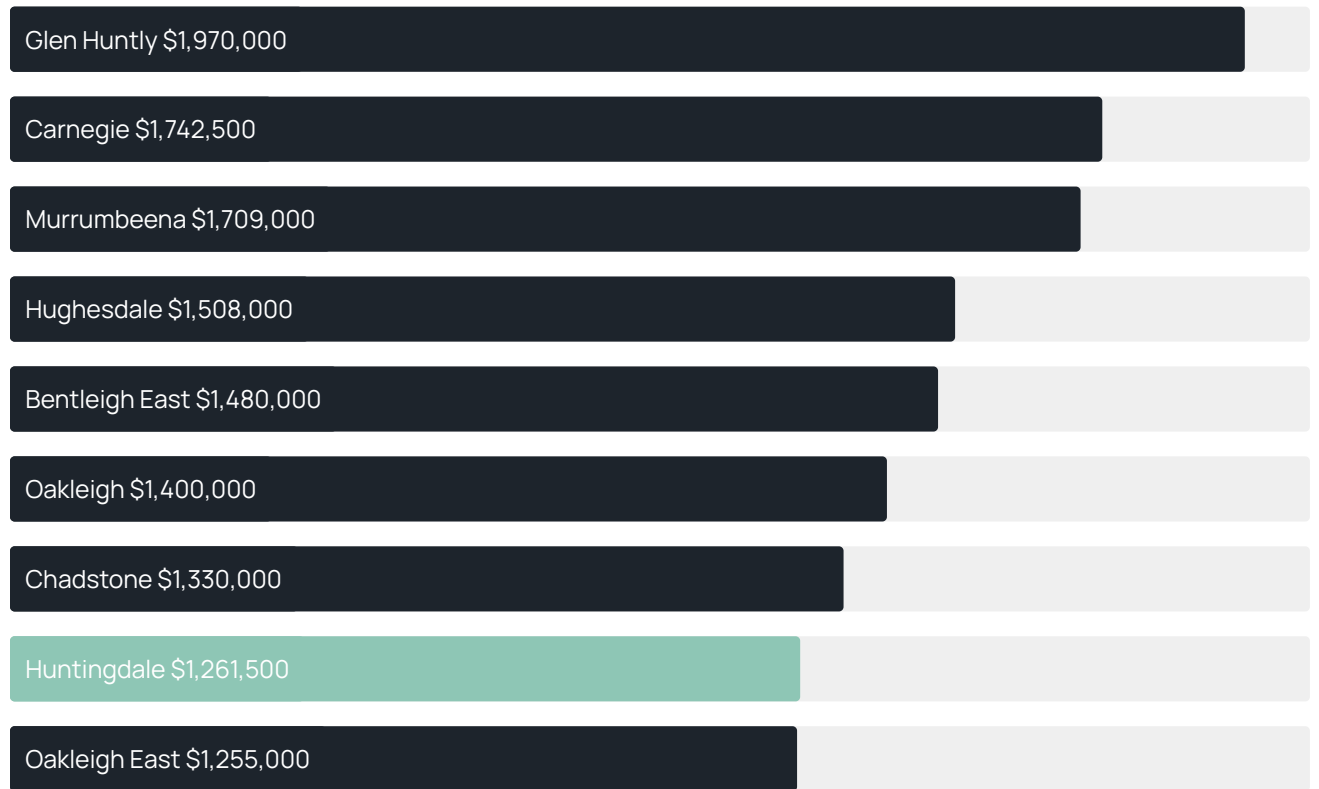
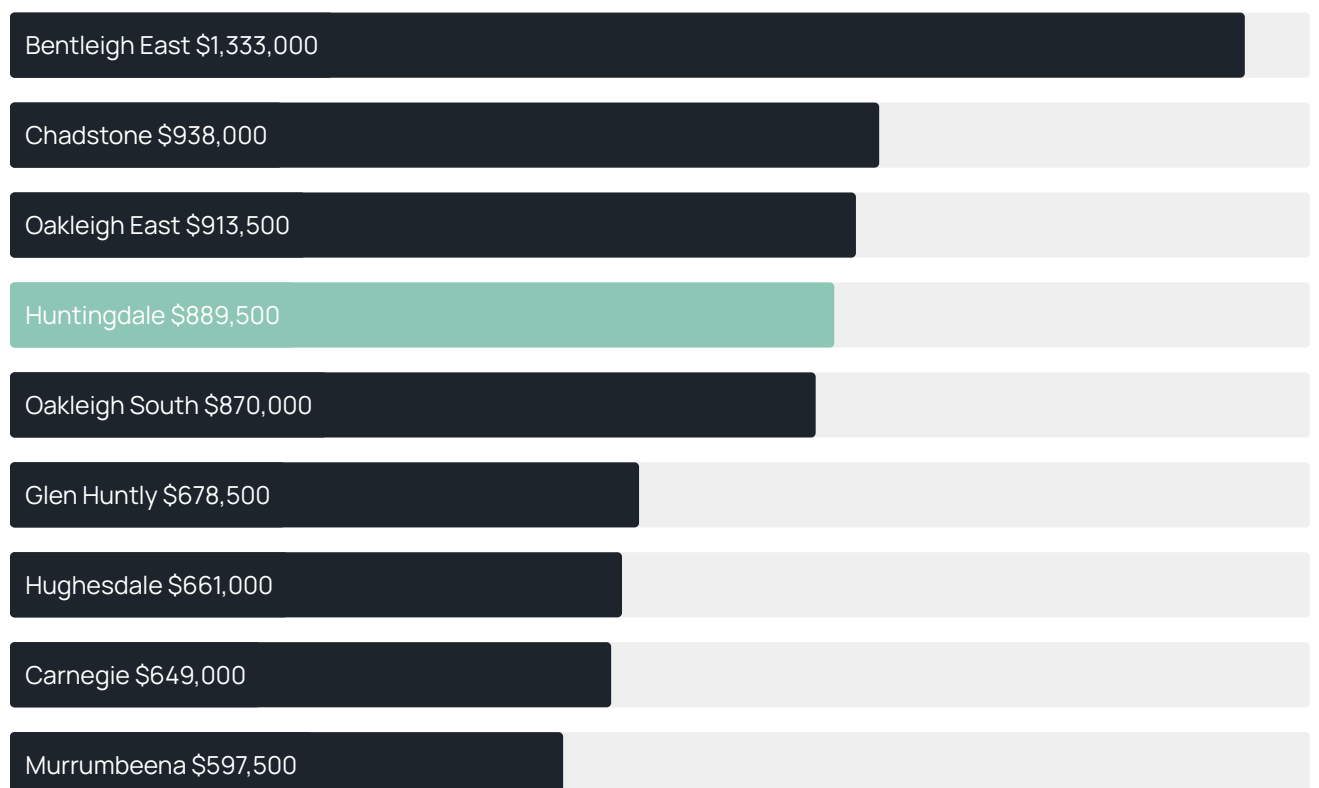
Quarterly price change

-4.35% ↓

Quarterly price change¹



HUNTINGDALE SUBURB REPORT

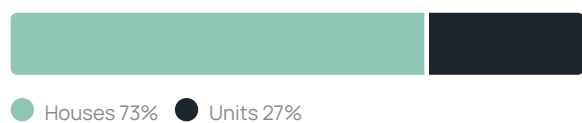
Median house price¹Median unit price¹

Sale method²Auction clearance rate³

100%

Average hold period¹

6.3 years

Dwelling type⁵Ownership⁵Population⁵

1,949

Median asking rent¹

\$620 per week

Population growth⁵

4.67%

Rental yield¹

2.72%

Median age⁵

35 years











Median household size⁵

2.7 people











HUNTINGDALE SUBURB REPORT

Recent Huntingdale sales











Discover a snapshot of the most recent results for this suburb, to view the full 12 months of sales history, please go to jellisicraig.com.au/suburb-reports

| Address | Bedrooms | Type | Price | Sold |
|---|----------|---------------------|-------------|-------------|
|  2/17 Fenton St Huntingdale | 4 | Townhouse | \$1,280,000 | 30 Nov 2025 |
|  48 Leigh St Huntingdale | 3 | House | \$1,261,500 | 15 Nov 2025 |
|  1/15 Shafton St HUNTINGDALE | 3 | Townhouse | \$1,282,000 | 14 Nov 2025 |
|  46 Berkeley St Huntingdale | 3 | House | \$1,268,000 | 20 Oct 2025 |
|  24/1554-1556 Dandenong Rd Huntingdale | 1 | Apartment | \$390,000 | 18 Oct 2025 |
|  2/15 Shafton St Huntingdale | 3 | House | \$1,400,000 | 11 Oct 2025 |
|  1/17 Fenton St Huntingdale | 4 | House | \$1,280,000 | 08 Oct 2025 |
|  6/264 Huntingdale Rd Huntingdale | 2 | Flat/Unit/Apartment | \$380,000 | 18 Aug 2025 |
|  4/27 Ross St Huntingdale | 2 | Apartment | \$395,000 | 25 Jul 2025 |
|  51 Greville St Huntingdale | 3 | House | \$1,295,000 | 23 Jul 2025 |

HUNTINGDALE SUBURB REPORT

| Address | Bedrooms | Type | Price | Sold |
|---|----------|------------------|-------------|-------------|
|  3/13 Shafton St Huntingdale | 4 | Townhouse | \$1,380,000 | 12 Jul 2025 |
|  2/5 Greville St Huntingdale | 2 | Apartment | \$475,000 | 04 Jul 2025 |
|  61 Beauford St Huntingdale | 4 | House | \$1,270,000 | 28 Jun 2025 |
|  2/1 Leigh St Huntingdale | 3 | Unit | \$930,000 | 27 Jun 2025 |
|  2/13 Shafton St Huntingdale | 4 | Strata Unit/Flat | \$1,375,000 | 20 Jun 2025 |
|  2/4 Fenton St Huntingdale | 2 | Unit | \$849,000 | 14 Jun 2025 |
|  28/1554-1556 Dandenong Rd Huntingdale | 1 | Apartment | \$295,000 | 13 Jun 2025 |
|  1/19 Fenton St Huntingdale | 3 | House | \$730,000 | 02 Jun 2025 |
|  1/13 Shafton St Huntingdale | 4 | Townhouse | \$1,541,000 | 31 May 2025 |
|  5 Ross St Huntingdale | 2 | House | \$1,325,000 | 31 May 2025 |

HUNTINGDALE SUBURB REPORT

| Address | Bedrooms | Type | Price | Sold |
|---|----------|-----------|-------------|-------------|
|  23 Garnett St Huntingdale | 3 | House | \$1,125,000 | 30 May 2025 |
|  1604 Dandenong Rd Huntingdale | 6 | House | \$2,300,000 | 24 May 2025 |
|  55 Berkeley St Huntingdale | 3 | House | \$1,155,500 | 24 May 2025 |
|  2/19 Fenton St Huntingdale | 3 | House | \$923,500 | 05 May 2025 |
|  1 Berkeley St Huntingdale | 3 | House | \$1,102,500 | 17 Apr 2025 |
|  41a Berkeley St Huntingdale | 3 | Townhouse | \$1,110,000 | 10 Apr 2025 |
|  6b Mortimer St Huntingdale | 3 | House | \$1,600,000 | 29 Mar 2025 |
|  51 Ross St Huntingdale | 3 | House | \$1,210,000 | 29 Mar 2025 |
|  1/1628 Dandenong Rd Huntingdale | 3 | Townhouse | \$935,000 | 28 Feb 2025 |
|  2/2 Fenton St Huntingdale | 2 | Unit | \$975,000 | 22 Feb 2025 |



Jellis Craig Mount Waverley
280 Stephenson's Road, Mount Waverley
03 8849 8088

Jellis Craig acknowledges and pays our respects to the Bunurong People, the Wadawurrung People, the Dja Dja Wurrung People and the Wurundjeri People as the Traditional Owners and original custodians of the lands on which Jellis Craig operates.

Data is current as of PDF generation date 01/02/2026

- 1 Property Data Online, updated quarterly for the past 12 months
- 2 Property Data Online, updated daily for the past 12 months
- 3 Property Data Online, updated daily for the past quarter
- 4 Jellis Craig's average inspection attendance per listing (houses) over the last 12 months, updated daily
- 5 2021 Australian Census
- 6 Property Data Online, updated daily

This publication contains data, analytics, statistics and other information supplied by PROPERTYDATAONLINE PTY LTD (PropertyData). The data provided in this publication is of a general nature and should not be construed as specific advice or relied upon in lieu of appropriate professional advice.

PropertyData relies upon data supplied by third parties and while the data is checked and reviewed, PropertyData does not warrant the accuracy or completeness of the information to the full extent permitted by the law and excludes all loss or damage howsoever arising (including through negligence) in connection with the data supplied by PropertyData. The State of Victoria owns the copyright in the Property Sales Data and reproduction of that data in any way without the consent of the State of Victoria will constitute a breach of the Copyright Act 1968 (cth). The State of Victoria does not warrant the accuracy or completeness of the Property Sales Data and any person using or relying upon such information does so on the basis that the State of Victoria accepts no responsibility or liability whatsoever for any errors, faults, defects or omissions in the information supplied.