



Huntingdale

# Suburb Report



Your connection to property insights



JellisCraig

HUNTINGDALE SUBURB REPORT

Median house price<sup>1</sup>

Median

\$1.21m

Quarterly price change

3.59% ↑

Median unit price<sup>1</sup>

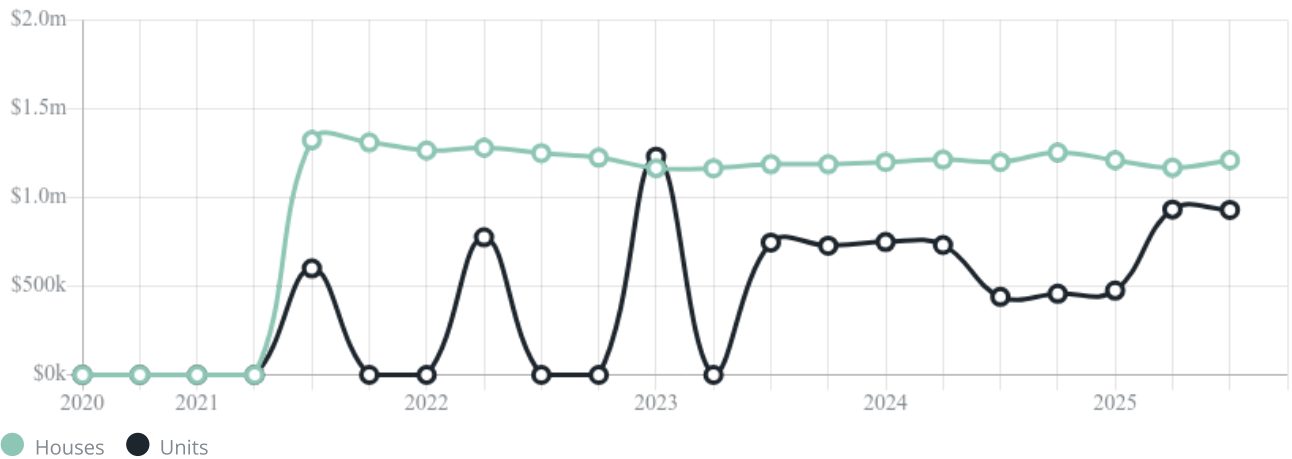
Median

\$930k

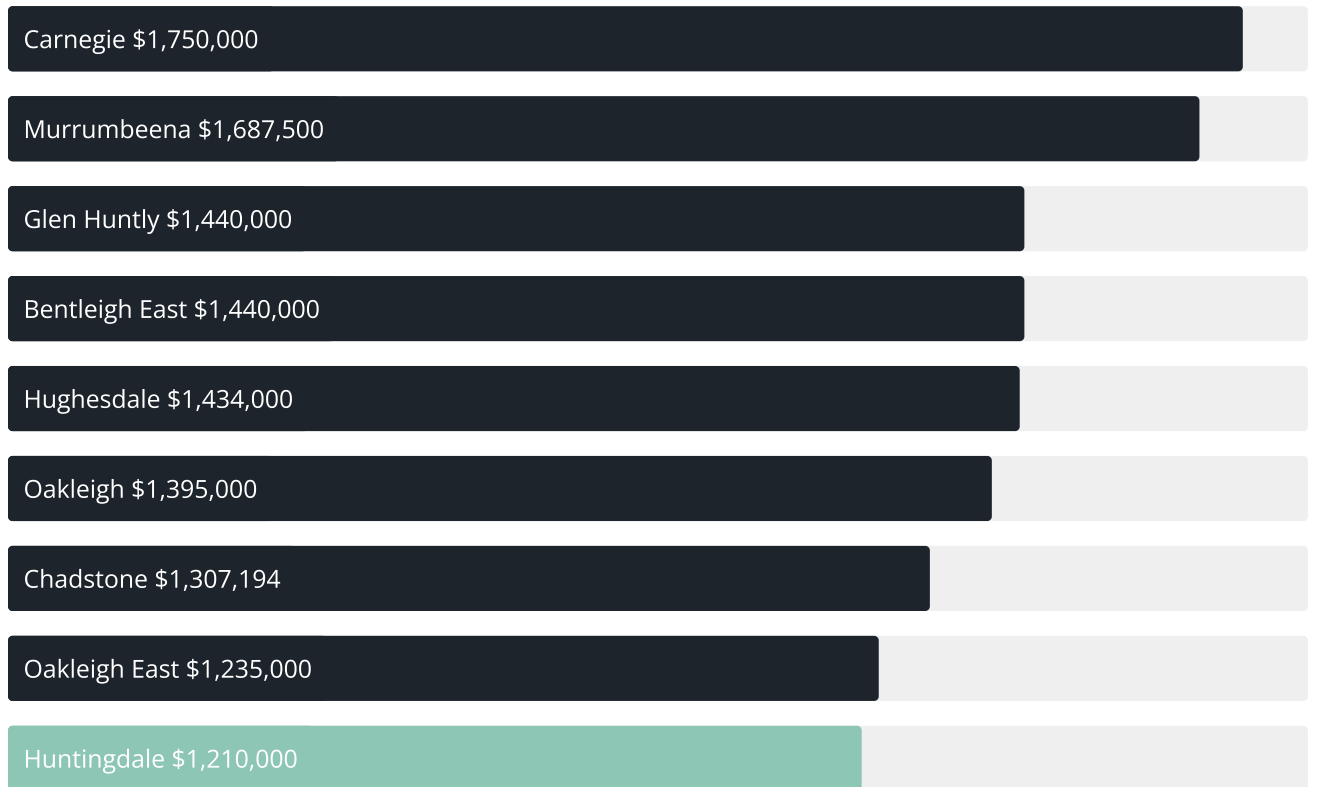
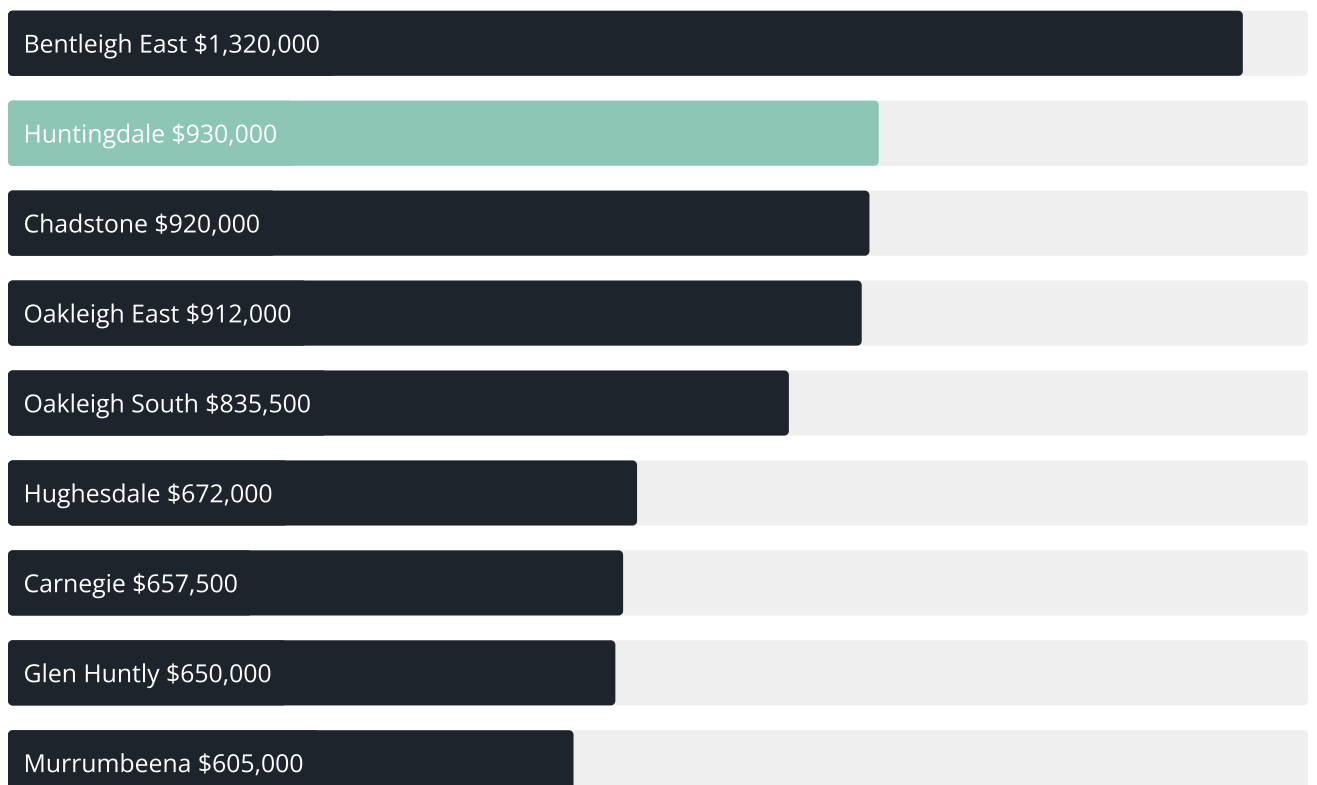
Quarterly price change

-0.26% ↓

Quarterly price change<sup>1</sup>



## HUNTINGDALE SUBURB REPORT

Median house price<sup>1</sup>Median unit price<sup>1</sup>

Sale method<sup>2</sup>

● Auction 38%  
● Private 63%

Auction clearance rate<sup>3</sup>

100%

Median days on market<sup>3</sup>

25 days

Average hold period<sup>1</sup>

6.3 years

Dwelling type<sup>5</sup>

● Houses 73% ● Units 27%

Ownership<sup>5</sup>

● Owned outright 32% ● Mortgaged 39% ● Rented 29%

Population<sup>5</sup>

1,949

Median asking rent<sup>1</sup>

\$600 per week

Population growth<sup>5</sup>

4.67%

Rental yield<sup>1</sup>

2.72%

Median age<sup>5</sup>

35 years











Median household size<sup>5</sup>

2.7 people











## HUNTINGDALE SUBURB REPORT

### Recent Huntingdale sales











Discover a snapshot of the most recent results for this suburb, to view the full 12 months of sales history, please go to [jellisecraig.com.au/suburb-reports](https://jellisecraig.com.au/suburb-reports)

Address	Bedrooms	Type	Price	Sold
 2/17 Fenton St Huntingdale	4	Townhouse	\$1,280,000	30 Nov 2025
 48 Leigh St Huntingdale	3	House	\$1,261,500	15 Nov 2025
 1/15 Shafton St HUNTINGDALE	3	Townhouse	\$1,282,000	14 Nov 2025
 24/1554-1556 Dandenong Rd Huntingdale	1	Apartment	\$390,000	18 Oct 2025
 2/15 Shafton St Huntingdale	3	House	\$1,400,000	11 Oct 2025
 1/17 Fenton St Huntingdale	4	House	\$1,280,000	08 Oct 2025
 6/264 Huntingdale Rd Huntingdale	2	Flat/Unit/Apartment	\$380,000	18 Aug 2025
 4/27 Ross St Huntingdale	2	Apartment	\$395,000	25 Jul 2025
 51 Greville St Huntingdale	3	House	\$1,295,000	23 Jul 2025
 3/13 Shafton St Huntingdale	4	Townhouse	\$1,380,000	12 Jul 2025

## HUNTINGDALE SUBURB REPORT

Address	Bedrooms	Type	Price	Sold
 2/5 Greville St Huntingdale	2	Apartment	\$475,000	04 Jul 2025
 61 Beauford St Huntingdale	4	House	\$1,270,000	28 Jun 2025
 2/1 Leigh St Huntingdale	3	Unit	\$930,000	27 Jun 2025
 2/13 Shafton St Huntingdale	4	Strata Unit/Flat	\$1,375,000	20 Jun 2025
 2/4 Fenton St Huntingdale	2	Unit	\$849,000	14 Jun 2025
 28/1554-1556 Dandenong Rd Huntingdale	1	Apartment	\$295,000	13 Jun 2025
 1/19 Fenton St Huntingdale	3	House	\$730,000	02 Jun 2025
 1/13 Shafton St Huntingdale	4	Townhouse	\$1,541,000	31 May 2025
 5 Ross St Huntingdale	2	House	\$1,325,000	31 May 2025
 23 Garnett St Huntingdale	3	House	\$1,125,000	30 May 2025

## HUNTINGDALE SUBURB REPORT

Address	Bedrooms	Type	Price	Sold
 1604 Dandenong Rd Huntingdale	6	House	\$2,300,000	24 May 2025
 55 Berkeley St Huntingdale	3	House	\$1,155,500	24 May 2025
 2/19 Fenton St Huntingdale	3	House	\$923,500	05 May 2025
 1 Berkeley St Huntingdale	3	House	\$1,102,500	17 Apr 2025
 41a Berkeley St Huntingdale	3	Townhouse	\$1,110,000	10 Apr 2025
 6b Mortimer St Huntingdale	3	House	\$1,600,000	29 Mar 2025
 51 Ross St Huntingdale	3	House	\$1,210,000	29 Mar 2025
 1/1628 Dandenong Rd Huntingdale	3	Townhouse	\$935,000	28 Feb 2025
 2/2 Fenton St Huntingdale	2	Unit	\$975,000	22 Feb 2025
 30 Berkeley St Huntingdale	4	House	\$1,311,000	13 Feb 2025





**Jellis Craig Mount Waverley**  
280 Stephensons Road, Mount Waverley  
03 8849 8088

Jellis Craig acknowledges and pays our respects to the Bunurong People, the Wadawurrung People, the Dja Dja Wurrung People and the Wurundjeri People as the Traditional Owners and original custodians of the lands on which Jellis Craig operates.



Data is current as of PDF generation date 08/01/2026

- 1 Property Data Online, updated quarterly for the past 12 months
- 2 Property Data Online, updated daily for the past 12 months
- 3 Property Data Online, updated daily for the past quarter
- 4 Jellis Craig's average inspection attendance per listing (houses) over the last 12 months, updated daily
- 5 2021 Australian Census
- 6 Property Data Online, updated daily

This publication contains data, analytics, statistics and other information supplied by PROPERTYDATAONLINE PTY LTD (PropertyData). The data provided in this publication is of a general nature and should not be construed as specific advice or relied upon in lieu of appropriate professional advice.

PropertyData relies upon data supplied by third parties and while the data is checked and reviewed, PropertyData does not warrant the accuracy or completeness of the information to the full extent permitted by the law and excludes all loss or damage howsoever arising (including through negligence) in connection with the data supplied by PropertyData. The State of Victoria owns the copyright in the Property Sales Data and reproduction of that data in any way without the consent of the State of Victoria will constitute a breach of the Copyright Act 1968 (cth). The State of Victoria does not warrant the accuracy or completeness of the Property Sales Data and any person using or relying upon such information does so on the basis that the State of Victoria accepts no responsibility or liability whatsoever for any errors, faults, defects or omissions in the information supplied.