

Huntingdale

Suburb Report



Your connection to property insights



JellisCraig

HUNTINGDALE SUBURB REPORT

Median house price¹

Median

\$1.26m

Quarterly price change

0.25% ↑

Median unit price¹

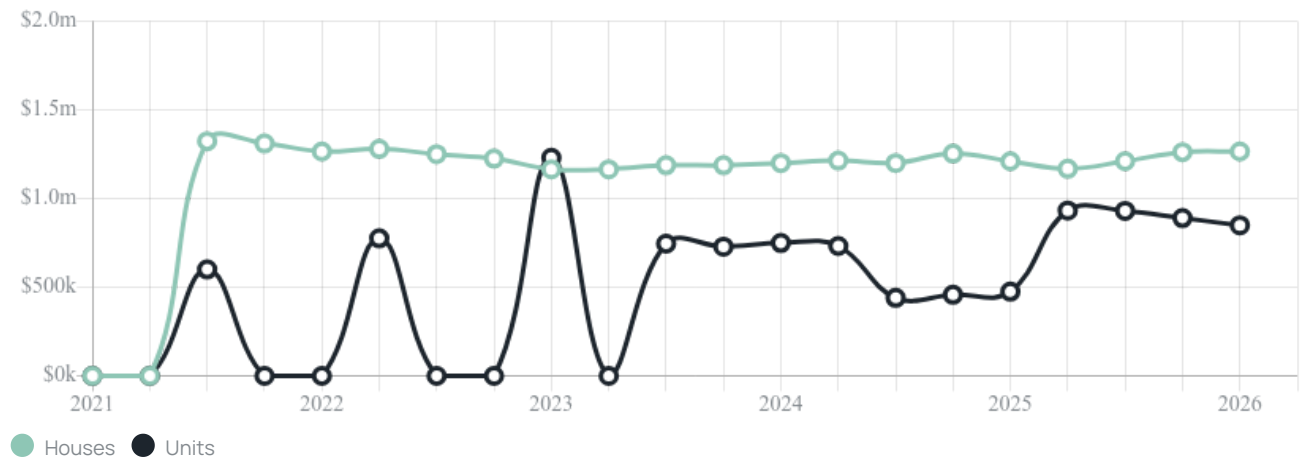
Median

\$849k

Quarterly price change

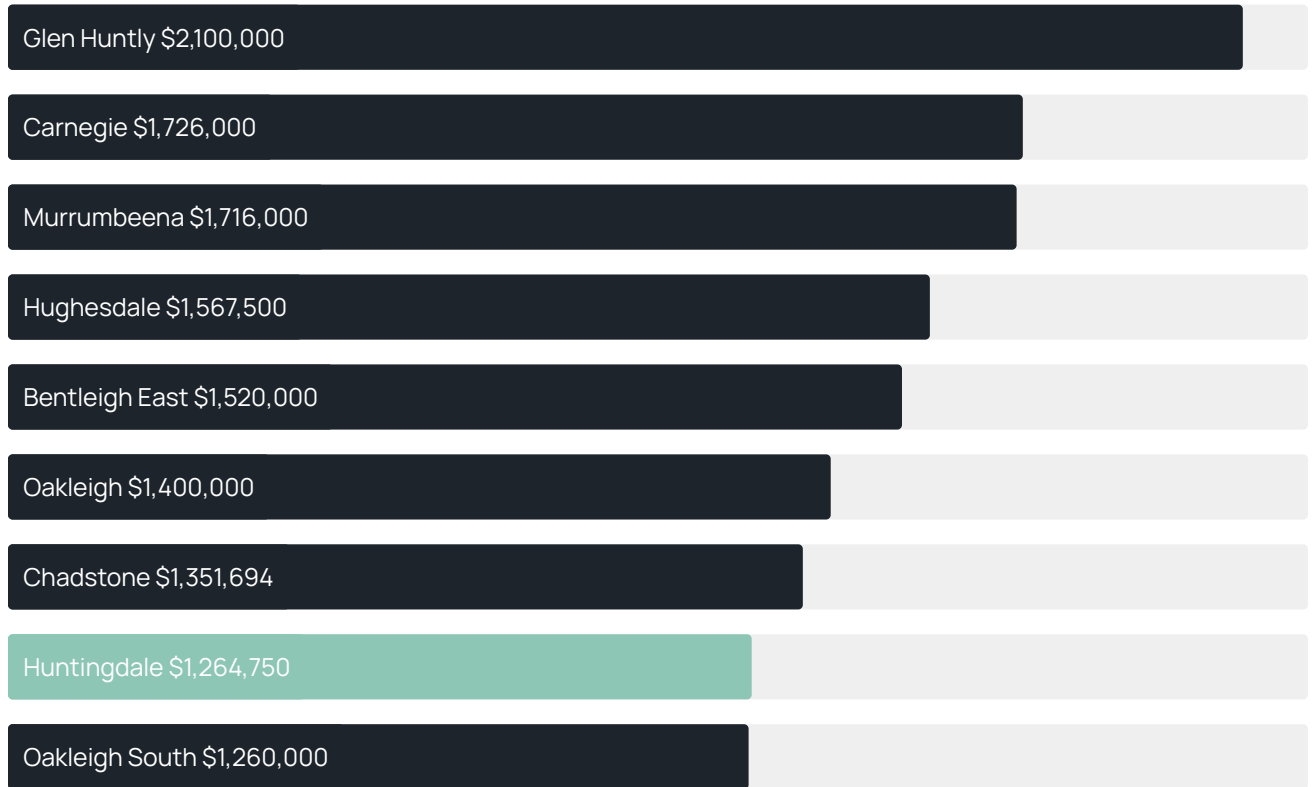
-4.55% ↓

Quarterly price change¹

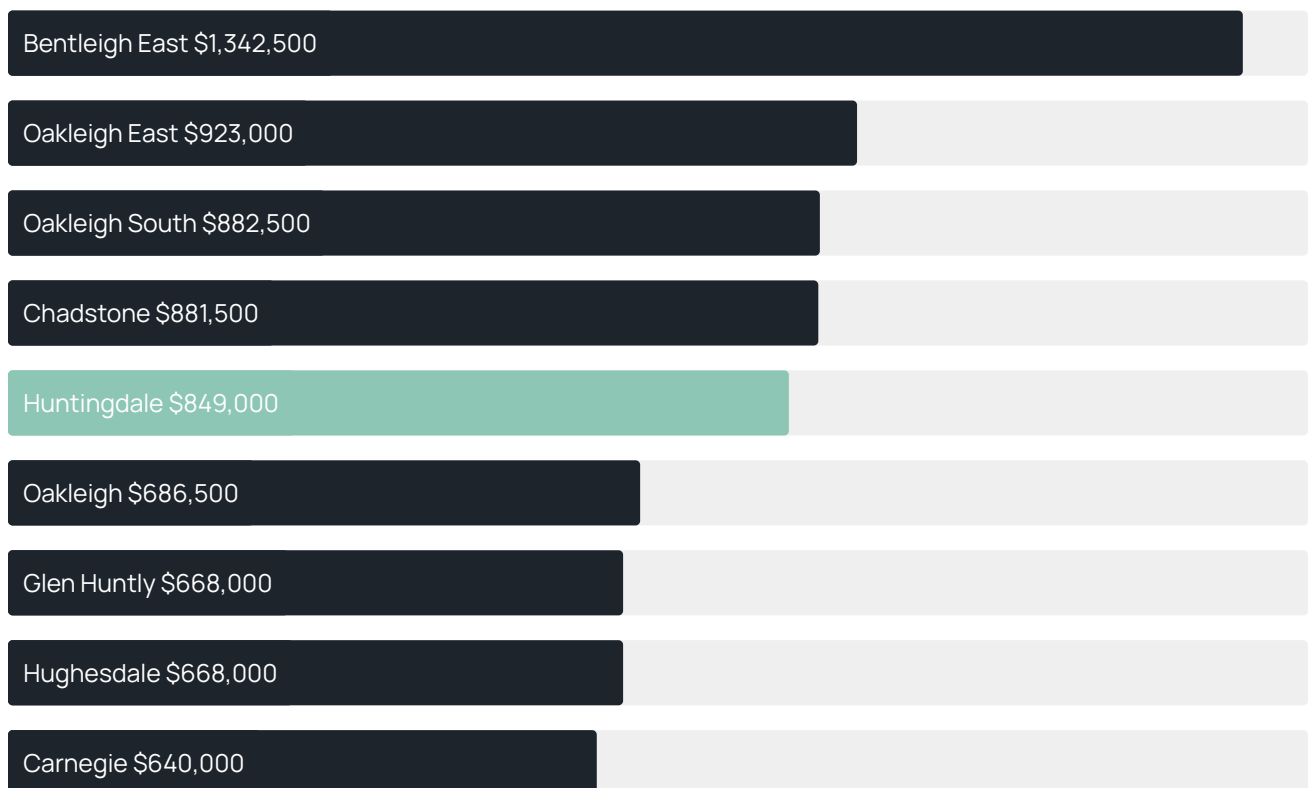


HUNTINGDALE SUBURB REPORT

Median house price¹



Median unit price¹



Sale method²



Auction clearance rate³

85.71%

Jellis Craig average inspection attendance per listing⁴

groups

Average hold period¹

6.3 years

Dwelling type⁵



Ownership⁵



Population⁵

1,949

Median asking rent¹

\$643 per week

Population growth⁵

4.67%

Rental yield¹

2.72%

Median age⁵

35 years











Median household size⁵

2.7 people











HUNTINGDALE SUBURB REPORT

Recent Huntingdale sales











Discover a snapshot of the most recent results for this suburb, to view the full 12 months of sales history, please go to jellisraig.com.au/suburb-reports

Address	Bedrooms	Type	Price	Sold
 36a Beauford St Huntingdale	4	Townhouse	\$1,395,000	18 Apr 2026
 33 Beauford St Huntingdale	3	House	\$1,530,000	21 Mar 2026
 54 Beauford St Huntingdale	3	House	\$1,200,000	14 Mar 2026
 1/40 Fenton St Huntingdale	2	House	\$830,000	21 Feb 2026
 1640 Dandenong Rd Huntingdale	3	House	\$845,000	21 Dec 2025
 3/16 Fenton St Huntingdale	2	Flat/Unit/Apartment	\$771,000	18 Dec 2025
 2/17 Fenton St Huntingdale	4	Townhouse	\$1,280,000	30 Nov 2025
 48 Leigh St Huntingdale	3	House	\$1,261,500	15 Nov 2025
 1/15 Shafton St HUNTINGDALE	3	Townhouse	\$1,282,000	14 Nov 2025
 46 Berkeley St Huntingdale	3	House	\$1,268,000	20 Oct 2025

HUNTINGDALE SUBURB REPORT

Address	Bedrooms	Type	Price	Sold
 24/1554-1556 Dandenong Rd Huntingdale	1	Apartment	\$390,000	18 Oct 2025
 2/15 Shafton St Huntingdale	3	House	\$1,400,000	11 Oct 2025
 1/17 Fenton St Huntingdale	4	House	\$1,280,000	08 Oct 2025
 6/264 Huntingdale Rd Huntingdale	2	Flat/Unit/Apartment	\$380,000	18 Aug 2025
 4/27 Ross St Huntingdale	2	Apartment	\$395,000	25 Jul 2025
 51 Greville St Huntingdale	3	House	\$1,295,000	23 Jul 2025
 3/13 Shafton St Huntingdale	4	Townhouse	\$1,380,000	12 Jul 2025
 2/5 Greville St Huntingdale	2	Apartment	\$475,000	04 Jul 2025
 61 Beauford St Huntingdale	4	House	\$1,270,000	28 Jun 2025
 2/1 Leigh St Huntingdale	3	Unit	\$930,000	27 Jun 2025

HUNTINGDALE SUBURB REPORT

Address	Bedrooms	Type	Price	Sold
 2/13 Shafton St Huntingdale	4	Strata Unit/Flat	\$1,375,000	20 Jun 2025
 2/4 Fenton St Huntingdale	2	Unit	\$849,000	14 Jun 2025
 28/1554-1556 Dandenong Rd Huntingdale	1	Apartment	\$295,000	13 Jun 2025
 1/19 Fenton St Huntingdale	3	House	\$730,000	02 Jun 2025
 1/13 Shafton St Huntingdale	4	Townhouse	\$1,541,000	31 May 2025
 5 Ross St Huntingdale	2	House	\$1,325,000	31 May 2025
 23 Garnett St Huntingdale	3	House	\$1,125,000	30 May 2025
 1604 Dandenong Rd Huntingdale	6	House	\$2,300,000	24 May 2025
 55 Berkeley St Huntingdale	3	House	\$1,155,500	24 May 2025
 2/19 Fenton St Huntingdale	3	House	\$923,500	05 May 2025



Jellis Craig Mount Waverley
280 Stephensons Road, Mount Waverley
03 8849 8088

Jellis Craig acknowledges and pays our respects to the Bunurong People, the Wadawurrung People, the Dja Dja Wurrung People and the Wurundjeri People as the Traditional Owners and original custodians of the lands on which Jellis Craig operates.

Data is current as of PDF generation date 01/05/2026

- 1 Property Data Online, updated quarterly for the past 12 months
- 2 Property Data Online, updated daily for the past 12 months
- 3 Property Data Online, updated daily for the past quarter
- 4 Jellis Craig's average inspection attendance per listing (houses) over the last 12 months, updated daily
- 5 2021 Australian Census
- 6 Property Data Online, updated daily

This publication contains data, analytics, statistics and other information supplied by PROPERTYDATAONLINE PTY LTD (PropertyData). The data provided in this publication is of a general nature and should not be construed as specific advice or relied upon in lieu of appropriate professional advice.

PropertyData relies upon data supplied by third parties and while the data is checked and reviewed, PropertyData does not warrant the accuracy or completeness of the information to the full extent permitted by the law and excludes all loss or damage howsoever arising (including through negligence) in connection with the data supplied by PropertyData. The State of Victoria owns the copyright in the Property Sales Data and reproduction of that data in any way without the consent of the State of Victoria will constitute a breach of the Copyright Act 1968 (cth). The State of Victoria does not warrant the accuracy or completeness of the Property Sales Data and any person using or relying upon such information does so on the basis that the State of Victoria accepts no responsibility or liability whatsoever for any errors, faults, defects or omissions in the information supplied.