



Hurstbridge

Suburb Report



Your connection to property insights



JellisCraig

HURSTBRIDGE SUBURB REPORT

Median house price¹

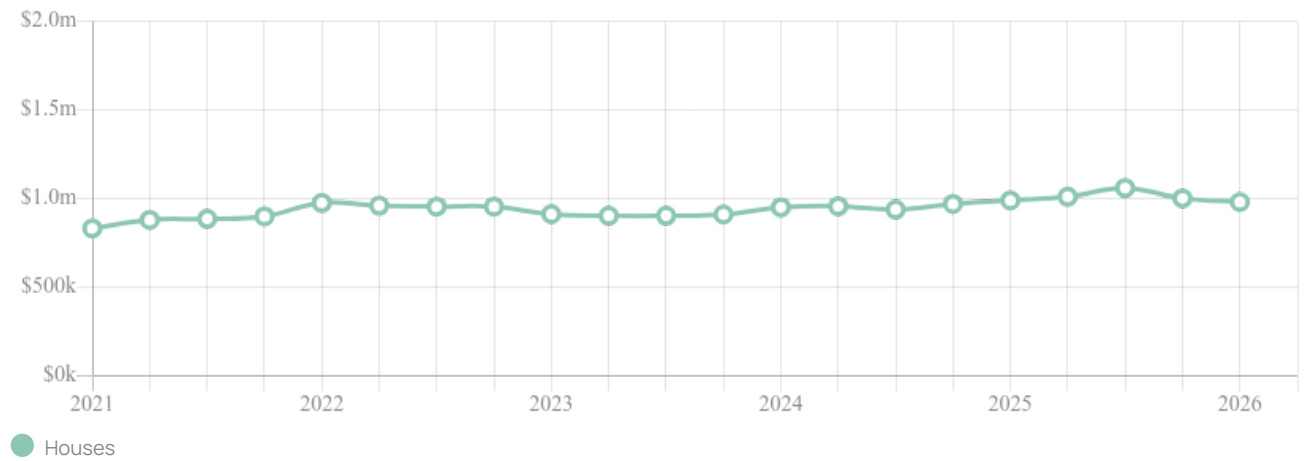
Median

\$980k

Quarterly price change

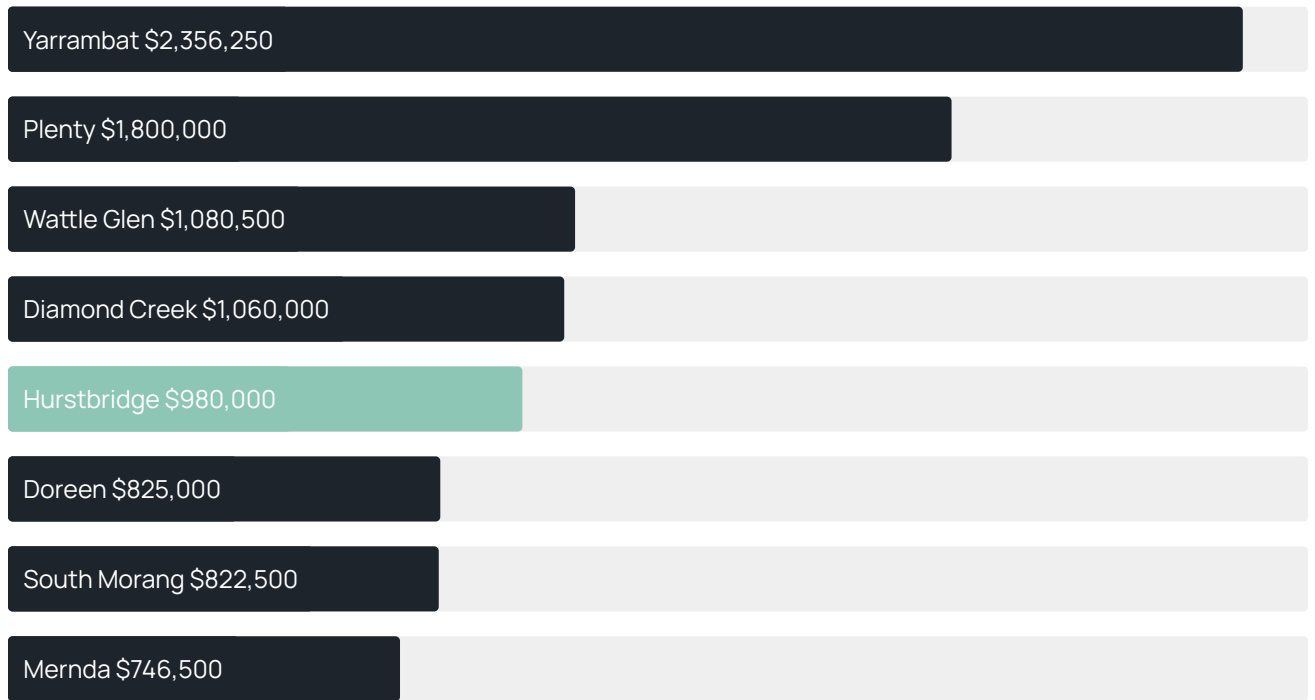
-2.09% ↓

Quarterly price change¹



HURSTBRIDGE SUBURB REPORT

Median house price¹



Median unit price¹



Sale method²



- Auction 30%
- Private 70%

Auction clearance rate³

100%

Median days on market³

26 days

Jellis Craig average inspection attendance per listing⁴

26 groups

Average hold period¹

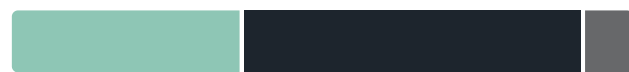
9.5 years

Dwelling type⁵



- Houses 98%
- Units 2%

Ownership⁵



- Owned outright 37%
- Mortgaged 55%
- Rented 8%

Population⁵

3,554

Median asking rent¹

\$580 per week

Population growth⁵

3.01%

Rental yield¹

2.98%

Median age⁵

41 years











Median household size⁵

2.8 people











HURSTBRIDGE SUBURB REPORT

Recent Hurstbridge sales











Discover a snapshot of the most recent results for this suburb, to view the full 12 months of sales history, please go to jellisraig.com.au/suburb-reports

Address	Bedrooms	Type	Price	Sold
 45a Curtain Rd Hurstbridge	3	House	\$863,000	09 May 2026
 38 Meander Rd Hurstbridge	4	House	\$1,110,000	18 Apr 2026
 1/816 Heidelberg Kinglake Rd Hurstbridge	2	Unit	\$670,000	27 Mar 2026
 97-99 Meander Rd Hurstbridge	3	House	\$885,000	10 Mar 2026
 21 Bingley Av Hurstbridge	4	Land	\$630,000	05 Mar 2026
 46 Meander Rd Hurstbridge	3	House	\$945,000	03 Mar 2026
 97 Meander Rd Hurstbridge	4	House	\$885,000	03 Mar 2026
 2/29 Cherry Tree Rd Hurstbridge	5	House	\$1,370,000	06 Feb 2026
 25 Haleys Gully Rd Hurstbridge	4	House	\$980,000	05 Feb 2026
 37 Daphne Cr Hurstbridge	3	House	\$1,012,000	11 Dec 2025

HURSTBRIDGE SUBURB REPORT

Address	Bedrooms	Type	Price	Sold
 5 Kenarra Ct Hurstbridge	4	House	\$1,030,000	11 Dec 2025
 26 Fairdell Cr Hurstbridge	4	House	\$1,205,000	08 Dec 2025
 688 Heidelberg Kinglake Rd Hurstbridge	3	House	\$855,000	06 Dec 2025
 6A Taylor Rd Hurstbridge	4	House	\$1,380,000	06 Dec 2025
 34 Hillcrest Rd Hurstbridge	4	House	\$1,288,000	04 Dec 2025
 4 Dunstan Dr Hurstbridge	4	House	\$1,150,000	03 Dec 2025
 832 Heidelberg Kinglake Rd Hurstbridge	3	House	\$820,000	01 Dec 2025
 205 Boyds Rd Hurstbridge	3	House	\$1,025,000	24 Nov 2025
 62 Bambara Rd Hurstbridge	5	House	\$1,140,000	20 Nov 2025
 704 Heidelberg Kinglake Rd HURSTBRIDGE	3	House	\$942,900	15 Nov 2025

HURSTBRIDGE SUBURB REPORT

Address	Bedrooms	Type	Price	Sold
 14a Milton Way Hurstbridge	2	House	\$425,000	01 Nov 2025
 25 Shanklin St Hurstbridge	3	House	\$895,000	23 Oct 2025
 23 Acacia Rd Hurstbridge	3	House	\$850,000	16 Oct 2025
 98 Meander Rd Hurstbridge	5	House	\$810,000	16 Oct 2025
 20 Heather Av Hurstbridge	5	House	\$1,958,000	15 Oct 2025
 24 Curtain Rd Hurstbridge	3	House	\$970,000	11 Oct 2025
 2/55 Lynnbrae Av Hurstbridge	3	House	\$1,035,000	02 Oct 2025
 726 Heidelberg Kinglake Rd Hurstbridge	3	House	\$1,175,000	01 Oct 2025
 37 Hillcrest Rd Hurstbridge	0	Land	\$510,000	25 Sep 2025
 6 Kenarra Ct Hurstbridge	4	House	\$1,082,000	23 Sep 2025



Jellis Craig Eltham
1022 Main Road, Eltham
03 9431 1222

Jellis Craig acknowledges and pays our respects to the Bunurong People, the Wadawurrung People, the Dja Dja Wurrung People and the Wurundjeri People as the Traditional Owners and original custodians of the lands on which Jellis Craig operates.

Data is current as of PDF generation date 01/06/2026

- 1 Property Data Online, updated quarterly for the past 12 months
- 2 Property Data Online, updated daily for the past 12 months
- 3 Property Data Online, updated daily for the past quarter
- 4 Jellis Craig's average inspection attendance per listing (houses) over the last 12 months, updated daily
- 5 2021 Australian Census
- 6 Property Data Online, updated daily

This publication contains data, analytics, statistics and other information supplied by PROPERTYDATAONLINE PTY LTD (PropertyData). The data provided in this publication is of a general nature and should not be construed as specific advice or relied upon in lieu of appropriate professional advice.

PropertyData relies upon data supplied by third parties and while the data is checked and reviewed, PropertyData does not warrant the accuracy or completeness of the information to the full extent permitted by the law and excludes all loss or damage howsoever arising (including through negligence) in connection with the data supplied by PropertyData. The State of Victoria owns the copyright in the Property Sales Data and reproduction of that data in any way without the consent of the State of Victoria will constitute a breach of the Copyright Act 1968 (cth). The State of Victoria does not warrant the accuracy or completeness of the Property Sales Data and any person using or relying upon such information does so on the basis that the State of Victoria accepts no responsibility or liability whatsoever for any errors, faults, defects or omissions in the information supplied.