

JellisCraig

INDENTED HEAD

Suburb Report

Know your neighbourhood.



INDENTED HEAD SUBURB REPORT

Median House Price*


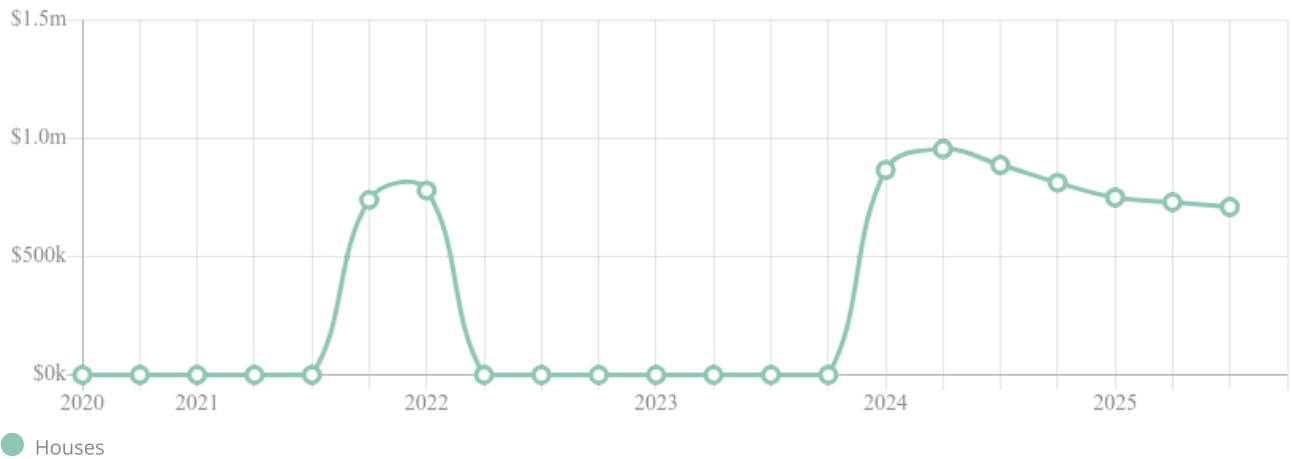
Median

\$710k

Quarterly Price Change

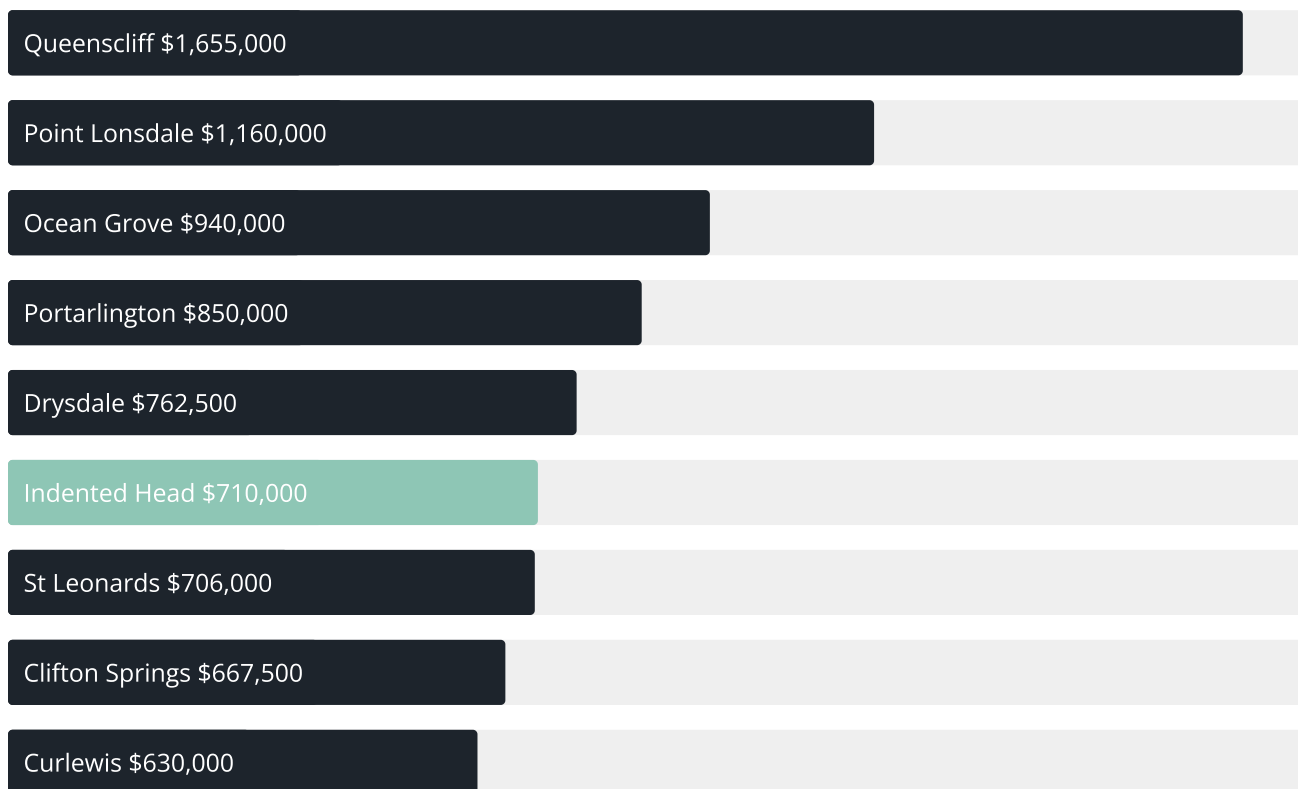
-2.73%↓

Quarterly Price Change*



INDENTED HEAD SUBURB REPORT

Median House Sale Price^{*}



Median Unit Sale Price^{*}



INDENTED HEAD SUBURB REPORT

Sale Method*



● Auction 9%

● Private 91%

Auction Clearance Rate*

100%

Median Days on Market^

56 days

Average Hold Period*

6.1 years

Dwelling Type^



● Houses 98%

● Units 2%

Ownership^



● Owned Outright 59%

● Mortgaged 27%

● Rented 13%

Population^

1,391

Median Asking Rent per week*

\$425

Median Age^

59 years

Rental Yield*











2.32%

Median Household Size^











2.1 people

INDENTED HEAD SUBURB REPORT











Discover a snapshot of the most recent results for this suburb, to view the full 12 months of sales history, please go to jellisrcraig.com.au/suburbinsights

Address	Bedrooms	Type	Price	Sold
 17 Cairnes St Indented Head	3	House	\$1,010,000	15 Nov 2025
 27-31 Glenrana Dr Indented Head	4	House	\$1,850,000	14 Nov 2025
 6 Gregory Ct Indented Head	3	House	\$570,000	11 Nov 2025
 3/311 The Esplanade Indented Head	2	Flat/Unit/Apartment	\$520,000	10 Nov 2025
 21 Ozone St Indented Head	2	House	\$904,000	09 Nov 2025
 58-60 Glenrana Dr Indented Head	4	House	\$1,100,000	07 Nov 2025
 59 Martin St INDENTED HEAD	2	House	\$500,000	25 Oct 2025
 12 Jubilee Av Indented Head	3	House	\$625,000	16 Sep 2025
 5 Adam St Indented Head	4	House	\$880,000	16 Sep 2025
 19 Ibbotson St Indented Head	3	House	\$560,000	15 Sep 2025

INDENTED HEAD SUBURB REPORT

Address	Bedrooms	Type	Price	Sold
 19 Walpole Av Indented Head	3	House	\$350,000	20 Aug 2025
 738 Batman Rd Indented Head	3	House	\$520,000	31 Jul 2025
 2/15 Cairnes St Indented Head	2	Unit	\$480,000	29 Jul 2025
 292 The Esplanade Indented Head	3	House	\$1,320,000	16 Jul 2025
 700 Batman Rd Indented Head	3	House	\$515,000	30 Jun 2025
 14 Walpole Av Indented Head	3	House	\$700,000	25 Jun 2025
 2/6 Flinders St Indented Head	3	House	\$615,000	02 Jun 2025
 41 Grassy Point Rd Indented Head	4	House	\$700,000	27 May 2025
 455 Hood Rd Indented Head	4	House	\$880,000	26 May 2025
 5-7 Martin St Indented Head	4	House	\$1,300,000	04 May 2025

INDENTED HEAD SUBURB REPORT

Address	Bedrooms	Type	Price	Sold
 5 Martin St Indented Head	4	House	\$1,300,000	04 May 2025
 27 Henderson St Indented Head	4	House	\$825,000	13 Apr 2025
 9 Gregory Ct Indented Head	4	House	\$830,000	09 Apr 2025
 15-17 Gunsynd Dr Indented Head	3	House	\$700,000	31 Mar 2025
 15 Gunsynd Dr Indented Head	3	House	\$700,000	28 Mar 2025
 254 The Esplanade Indented Head	4	House	\$2,100,000	21 Mar 2025
 15 Lilkenday Av Indented Head	2	House	\$610,000	07 Mar 2025
 251 The Esplanade Indented Head	3	Land	\$990,000	28 Feb 2025
 5 Seahorse Ct Indented Head	3	House	\$665,000	21 Feb 2025
 3 Seaspray Ct Indented Head	3	House	\$615,000	21 Feb 2025



jellisraig.com.au

Data is current as of PDF generation date 01/12/2025

* Updated Quarterly for the past 12 months

^ Updated daily for the past quarter

~ Updated daily: 33 recent results.

This publication contains data, analytics, statistics and other information supplied by PROPERTYDATAONLINE PTY LTD (PropertyData). The data provided in this publication is of a general nature and should not be construed as specific advice or relied upon in lieu of appropriate professional advice.

PropertyData relies upon data supplied by third parties and while the data is checked and reviewed, PropertyData does not warrant the accuracy or completeness of the information to the full extent permitted by the law and excludes all loss or damage howsoever arising (including through negligence) in connection with the data supplied by PropertyData. The State of Victoria owns the copyright in the Property Sales Data and reproduction of that data in any way without the consent of the State of Victoria will constitute a breach of the Copyright Act 1968 (cth). The State of Victoria does not warrant the accuracy or completeness of the Property Sales Data and any person using or relying upon such information does so on the basis that the State of Victoria accepts no responsibility or liability whatsoever for any errors, faults, defects or omissions in the information supplied.