



Indented Head

# Suburb Report



Your connection to property insights



**JellisCraig**

INDENTED HEAD SUBURB REPORT

Median house price<sup>1</sup>

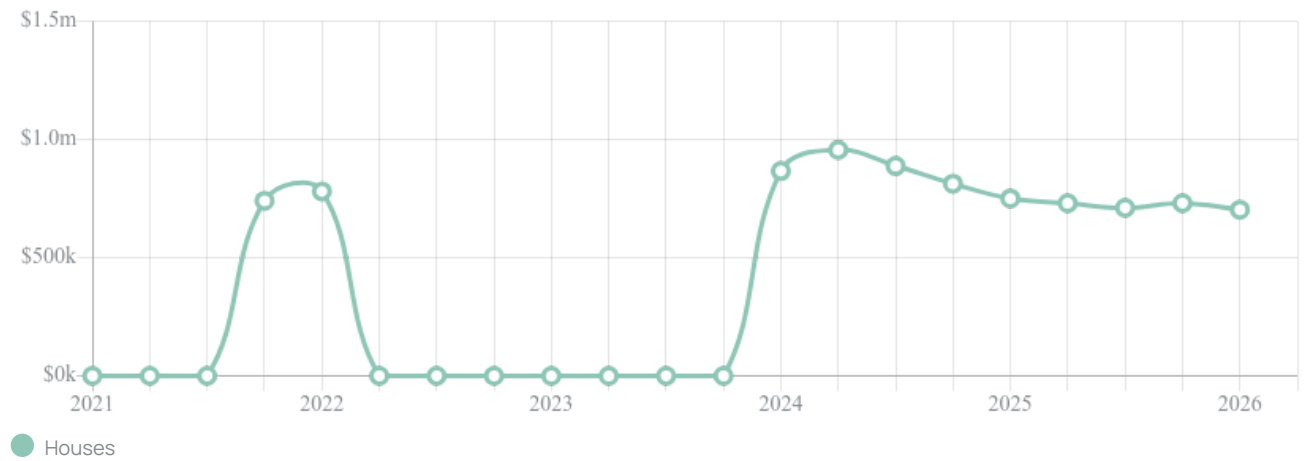
Median

\$703k

Quarterly price change

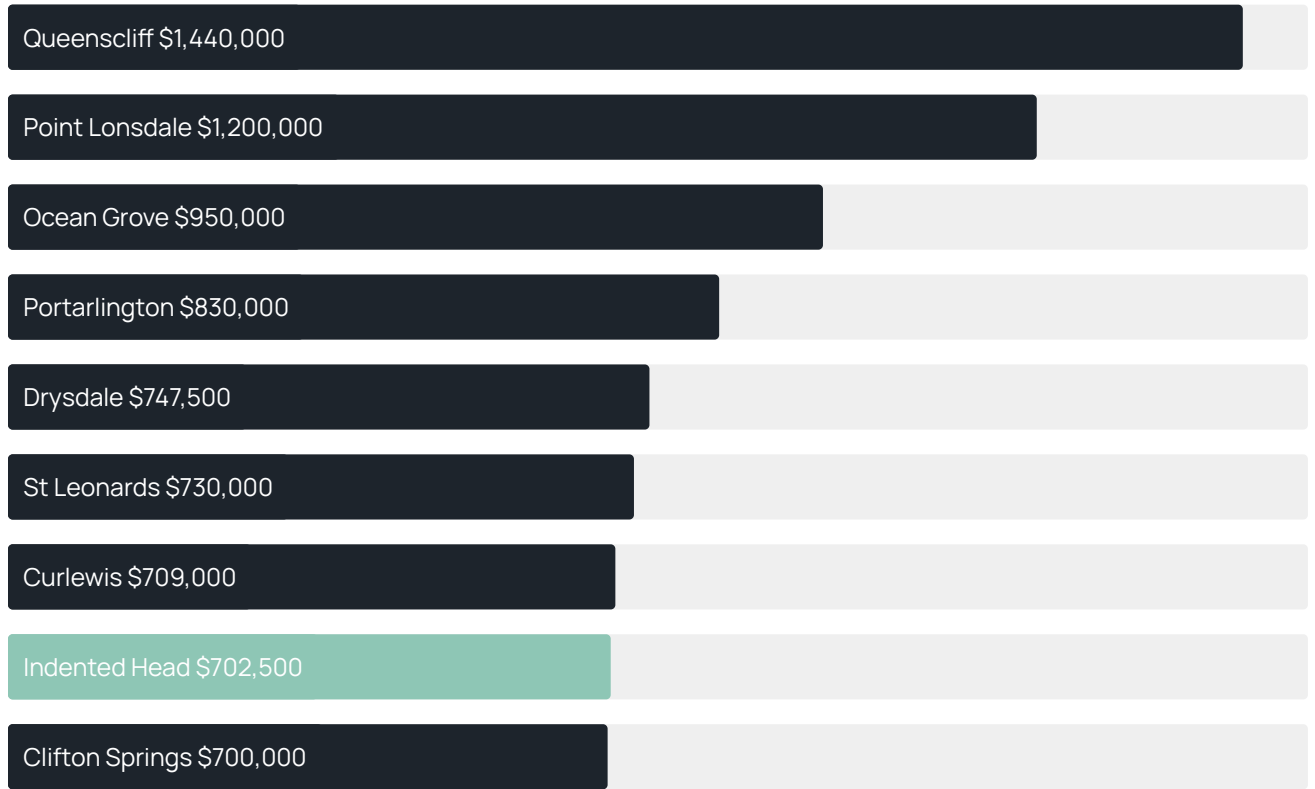
-3.76% ↓

Quarterly price change<sup>1</sup>




INDENTED HEAD SUBURB REPORT

Median house price<sup>1</sup>



Median unit price<sup>1</sup>



Sale method<sup>2</sup>



● Auction 5%  
● Private 95%

Auction clearance rate<sup>3</sup>

100%

Median days on market<sup>3</sup>

93 days

Average hold period<sup>1</sup>

6.1 years

Dwelling type<sup>5</sup>



● Houses 98% ● Units 2%

Ownership<sup>5</sup>



● Owned outright 59% ● Mortgaged 27% ● Rented 13%

Population<sup>5</sup>

1,391

Median asking rent<sup>1</sup>

\$425 per week

Median age<sup>5</sup>

59 years

Rental yield<sup>1</sup>

2.32%











Median household size<sup>5</sup>

2.1 people











INDENTED HEAD SUBURB REPORT

## Recent Indented Head sales











Discover a snapshot of the most recent results for this suburb, to view the full 12 months of sales history, please go to [jellisCraig.com.au/suburb-reports](http://jellisCraig.com.au/suburb-reports)

Address	Bedrooms	Type	Price	Sold
 13 Annmaree Dr Indented Head	3	House	\$835,000	30 Apr 2026
 13 Lilkenday Av Indented Head	3	House	\$950,000	09 Apr 2026
 9 Peter St Indented Head	4	House	\$1,185,000	01 Apr 2026
 1 Seamist Ct Indented Head	3	House	\$689,000	23 Mar 2026
 19 Valda Av Indented Head	4	House	\$1,075,000	18 Mar 2026
 11 Valda Av Indented Head	3	House	\$705,000	17 Mar 2026
 32 Warner St Indented Head	3	House	\$620,000	17 Mar 2026
 429 Hood Rd Indented Head	5	House	\$720,000	12 Mar 2026
 664 Batman Rd Indented Head	5	House	\$890,000	11 Mar 2026
 3 Bayrise Ct Indented Head	4	House	\$617,500	11 Mar 2026

## INDENTED HEAD SUBURB REPORT

Address	Bedrooms	Type	Price	Sold
 226 The Esplanade Indented Head	3	House	\$2,250,000	10 Mar 2026
 11 Gregory Ct Indented Head	3	House	\$599,999	10 Mar 2026
 441 Hood Rd Indented Head	3	House	\$635,000	20 Feb 2026
 277 The Esplanade Indented Head	3	House	\$1,250,000	20 Feb 2026
 70b Henderson St Indented Head	3	House	\$590,000	19 Feb 2026
 698-700 Pigdon St Indented Head	4	House	\$1,220,000	11 Feb 2026
 698 Pigdon St Indented Head	4	House	\$1,220,000	11 Feb 2026
 69 Glenrana Dr INDENTED HEAD	3	House	\$555,000	09 Feb 2026
 25 Beachside Cr Indented Head	3	House	\$1,060,000	06 Feb 2026
 26 Henderson St Indented Head	4	House	\$770,000	28 Jan 2026

## INDENTED HEAD SUBURB REPORT

Address	Bedrooms	Type	Price	Sold
 15 Valda Av Indented Head	3	House	\$645,000	06 Jan 2026
 2 Seaspray Ct Indented Head	3	House	\$599,000	17 Dec 2025
 1a Gregory Ct Indented Head	3	House	\$630,000	15 Dec 2025
 11 Peter St Indented Head	3	House	\$775,000	10 Dec 2025
 8 Gunsynd Dr Indented Head	2	House	\$550,000	04 Dec 2025
 17 Cairnes St Indented Head	3	House	\$1,010,000	15 Nov 2025
 27-31 Glenrana Dr Indented Head	4	House	\$1,850,000	14 Nov 2025
 6 Gregory Ct Indented Head	3	House	\$570,000	11 Nov 2025
 21 Ozone St Indented Head	2	House	\$602,667	09 Nov 2025
 58-60 Glenrana Dr Indented Head	4	House	\$1,100,000	07 Nov 2025



Jellis Craig acknowledges and pays our respects to the Bunurong People, the Wadawurrung People, the Dja Dja Wurrung People and the Wurundjeri People as the Traditional Owners and original custodians of the lands on which Jellis Craig operates.

---

Data is current as of PDF generation date 01/05/2026

- 1 Property Data Online, updated quarterly for the past 12 months
- 2 Property Data Online, updated daily for the past 12 months
- 3 Property Data Online, updated daily for the past quarter
- 4 Jellis Craig's average inspection attendance per listing (houses) over the last 12 months, updated daily
- 5 2021 Australian Census
- 6 Property Data Online, updated daily

This publication contains data, analytics, statistics and other information supplied by PROPERTYDATAONLINE PTY LTD (PropertyData). The data provided in this publication is of a general nature and should not be construed as specific advice or relied upon in lieu of appropriate professional advice.

PropertyData relies upon data supplied by third parties and while the data is checked and reviewed, PropertyData does not warrant the accuracy or completeness of the information to the full extent permitted by the law and excludes all loss or damage howsoever arising (including through negligence) in connection with the data supplied by PropertyData. The State of Victoria owns the copyright in the Property Sales Data and reproduction of that data in any way without the consent of the State of Victoria will constitute a breach of the Copyright Act 1968 (cth). The State of Victoria does not warrant the accuracy or completeness of the Property Sales Data and any person using or relying upon such information does so on the basis that the State of Victoria accepts no responsibility or liability whatsoever for any errors, faults, defects or omissions in the information supplied.