



Invermay Park

Suburb Report



Your connection to property insights



JellisCraig

INVERMAY PARK SUBURB REPORT

Median house price¹

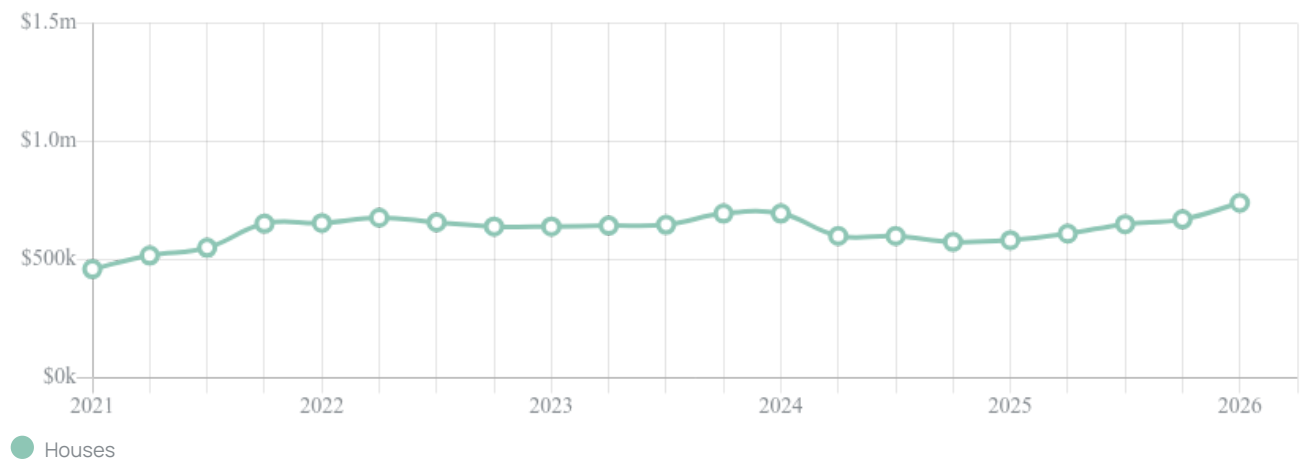
Median

\$740k

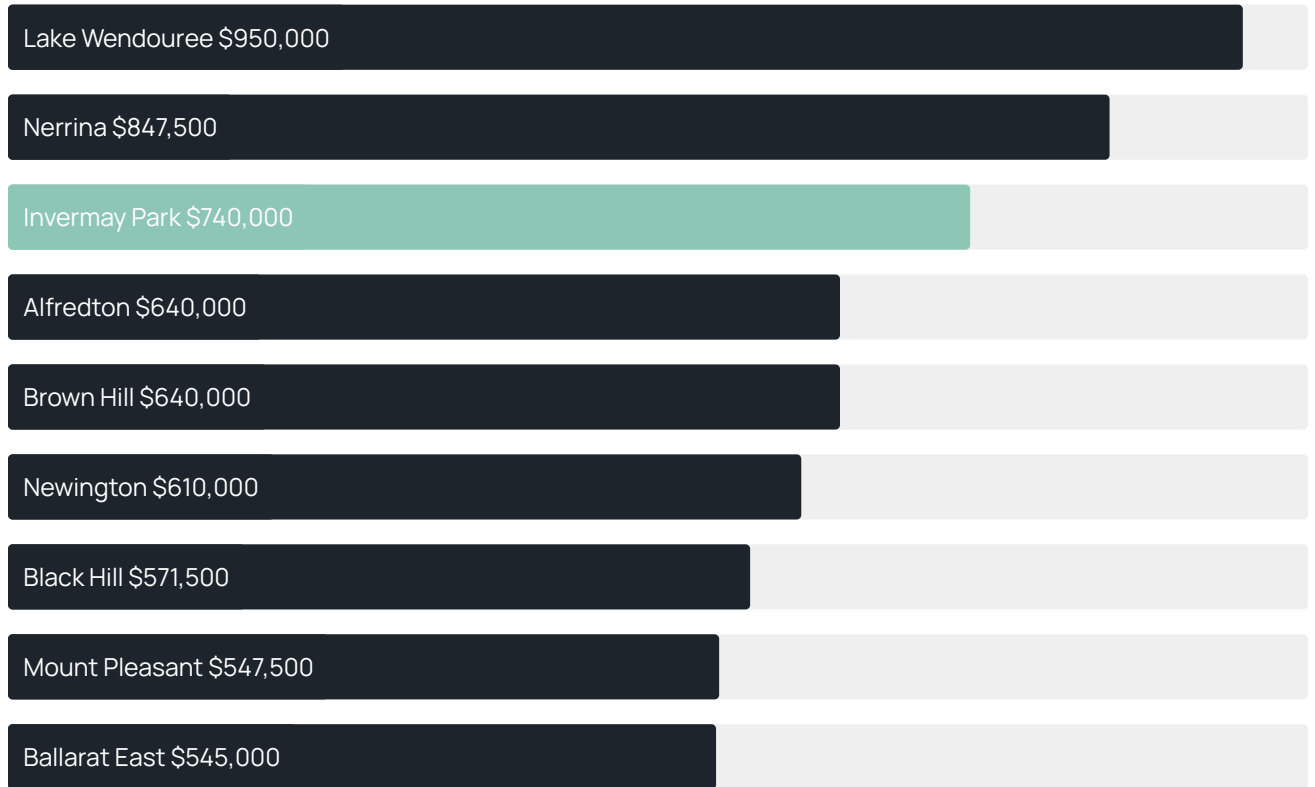
Quarterly price change

10.44% ↑

Quarterly price change¹



Median house price¹



Median unit price¹



Sale method²



● Private 100%

Median days on market³

124 days

Jellis Craig average inspection attendance per listing⁴

124 groups

Average hold period¹

10.9 years

Dwelling type⁵



● Houses 96% ● Units 4%

Ownership⁵



● Owned outright 55% ● Mortgaged 38% ● Rented 8%

Population⁵

1,692

Median asking rent¹

\$468 per week

Population growth⁵

-6.73%

Rental yield¹

3.74%

Median age⁵

50 years











Median household size⁵

2.5 people











INVERMAY PARK SUBURB REPORT

Recent Invermay Park sales











Discover a snapshot of the most recent results for this suburb, to view the full 12 months of sales history, please go to jellisraig.com.au/suburb-reports

Address	Bedrooms	Type	Price	Sold
 42 Wicklow Dr Invermay Park	4	House	\$790,000	25 Mar 2026
 36 Harrier Dr Invermay Park	5	House	\$765,000	16 Mar 2026
 9 Kerry Way Invermay Park	3	House	\$845,000	13 Mar 2026
 31 Wellard Blvd Invermay Park	0	Land	\$370,000	18 Feb 2026
 2/30 Fairway Ct Invermay Park	2	House	\$500,000	29 Jan 2026
 67 Divot Cirt Invermay Park	4	House	\$750,000	23 Jan 2026
 177 Bogong Av Invermay Park	1	House	\$1,115,000	16 Jan 2026
 23 Wedge Cirt Invermay Park	0	Land	\$315,000	13 Jan 2026
 157 Bogong Av Invermay Park	5	House	\$1,245,000	09 Jan 2026
 32 Fairway Ct Invermay Park	4	House	\$945,000	08 Jan 2026

INVERMAY PARK SUBURB REPORT

Address	Bedrooms	Type	Price	Sold
 11 Suburban Av Invermay Park	3	House	\$532,000	31 Dec 2025
 2/300a Heinz La Invermay Park	2	Unit	\$495,000	23 Dec 2025
 14 Northwood Ct Invermay Park	2	Townhouse	\$458,000	24 Nov 2025
 5 Northwood Ct Invermay Park	3	House	\$625,000	13 Nov 2025
 17 Patricia Ct INVERMAY PARK	3	House	\$610,000	22 Oct 2025
 7 Slatey Creek Rd Invermay Park	4	House	\$670,000	20 Oct 2025
 11 Millford Ct Invermay Park	4	House	\$625,000	20 Oct 2025
 15 Sandy Cr Invermay Park	4	House	\$720,000	13 Oct 2025
 7 Kildare Ct Invermay Park	3	House	\$660,000	23 Sep 2025
 16 Harrier Dr Invermay Park	4	House	\$673,000	19 Sep 2025

INVERMAY PARK SUBURB REPORT

Address	Bedrooms	Type	Price	Sold
 712 Norman St Invermay Park	4	House	\$510,000	17 Sep 2025
 23 Slatey Creek Rd Invermay Park	5	House	\$595,000	25 Aug 2025
 1/1 Golf View Dr Invermay Park	2	Unit	\$495,000	20 Aug 2025
 65 Divot Cirt Invermay Park	4	House	\$770,000	18 Aug 2025
 1225 Doveton St Invermay Park	4	House	\$670,000	15 Aug 2025
 2 Castlebar Cl Invermay Park	5	House	\$810,000	14 Aug 2025
 14 Cochrane Ct Invermay Park	4	House	\$660,000	31 Jul 2025
 10 Northwood Ct Invermay Park	4	House	\$637,500	08 Jul 2025
 7 Wedge Cirt Invermay Park	4	House	\$980,000	04 Jul 2025
 3 Links Ct Invermay Park	3	House	\$605,000	30 Jun 2025



Jellis Craig Ballarat
1211 Sturt Street, Ballarat
03 5329 2500

Jellis Craig acknowledges and pays our respects to the Bunurong People, the Wadawurrung People, the Dja Dja Wurrung People and the Wurundjeri People as the Traditional Owners and original custodians of the lands on which Jellis Craig operates.

Data is current as of PDF generation date 01/05/2026

- 1 Property Data Online, updated quarterly for the past 12 months
- 2 Property Data Online, updated daily for the past 12 months
- 3 Property Data Online, updated daily for the past quarter
- 4 Jellis Craig's average inspection attendance per listing (houses) over the last 12 months, updated daily
- 5 2021 Australian Census
- 6 Property Data Online, updated daily

This publication contains data, analytics, statistics and other information supplied by PROPERTYDATAONLINE PTY LTD (PropertyData). The data provided in this publication is of a general nature and should not be construed as specific advice or relied upon in lieu of appropriate professional advice.

PropertyData relies upon data supplied by third parties and while the data is checked and reviewed, PropertyData does not warrant the accuracy or completeness of the information to the full extent permitted by the law and excludes all loss or damage howsoever arising (including through negligence) in connection with the data supplied by PropertyData. The State of Victoria owns the copyright in the Property Sales Data and reproduction of that data in any way without the consent of the State of Victoria will constitute a breach of the Copyright Act 1968 (cth). The State of Victoria does not warrant the accuracy or completeness of the Property Sales Data and any person using or relying upon such information does so on the basis that the State of Victoria accepts no responsibility or liability whatsoever for any errors, faults, defects or omissions in the information supplied.