



Ivanhoe East

Suburb Report



Your connection to property insights



JellisCraig

Median house price¹

Median

\$2.37m

Quarterly price change

0.00% ↓

Median unit price¹

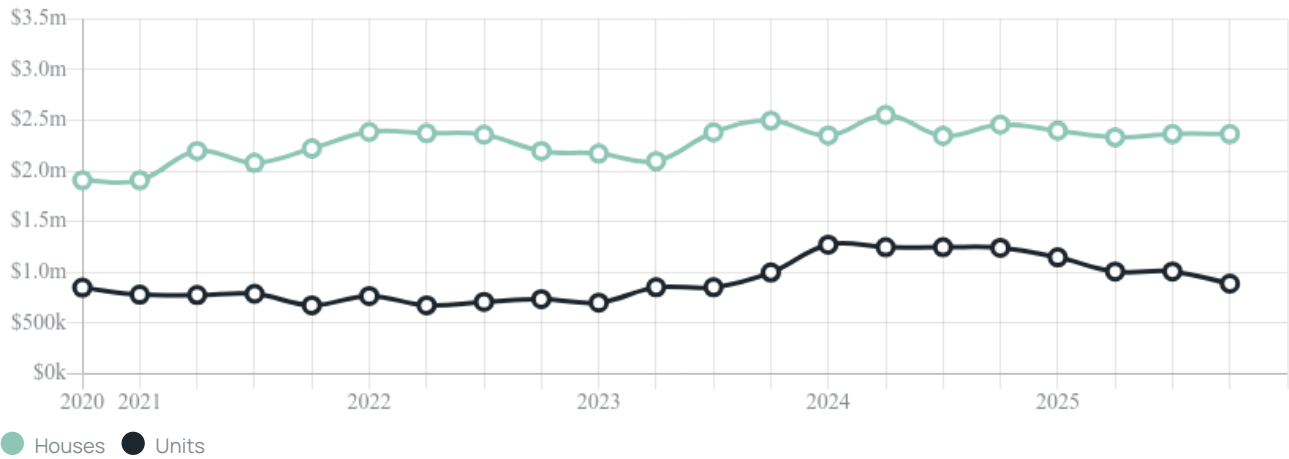
Median

\$890k

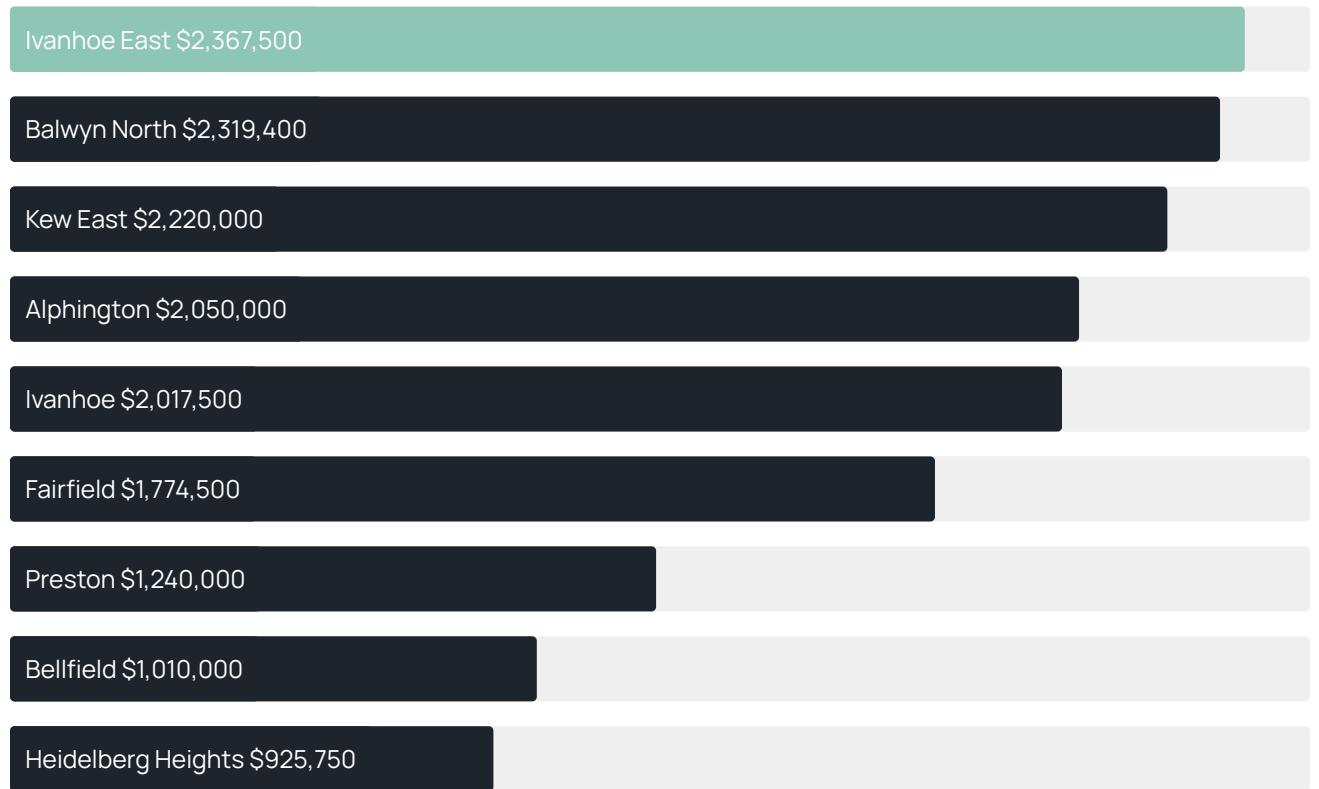
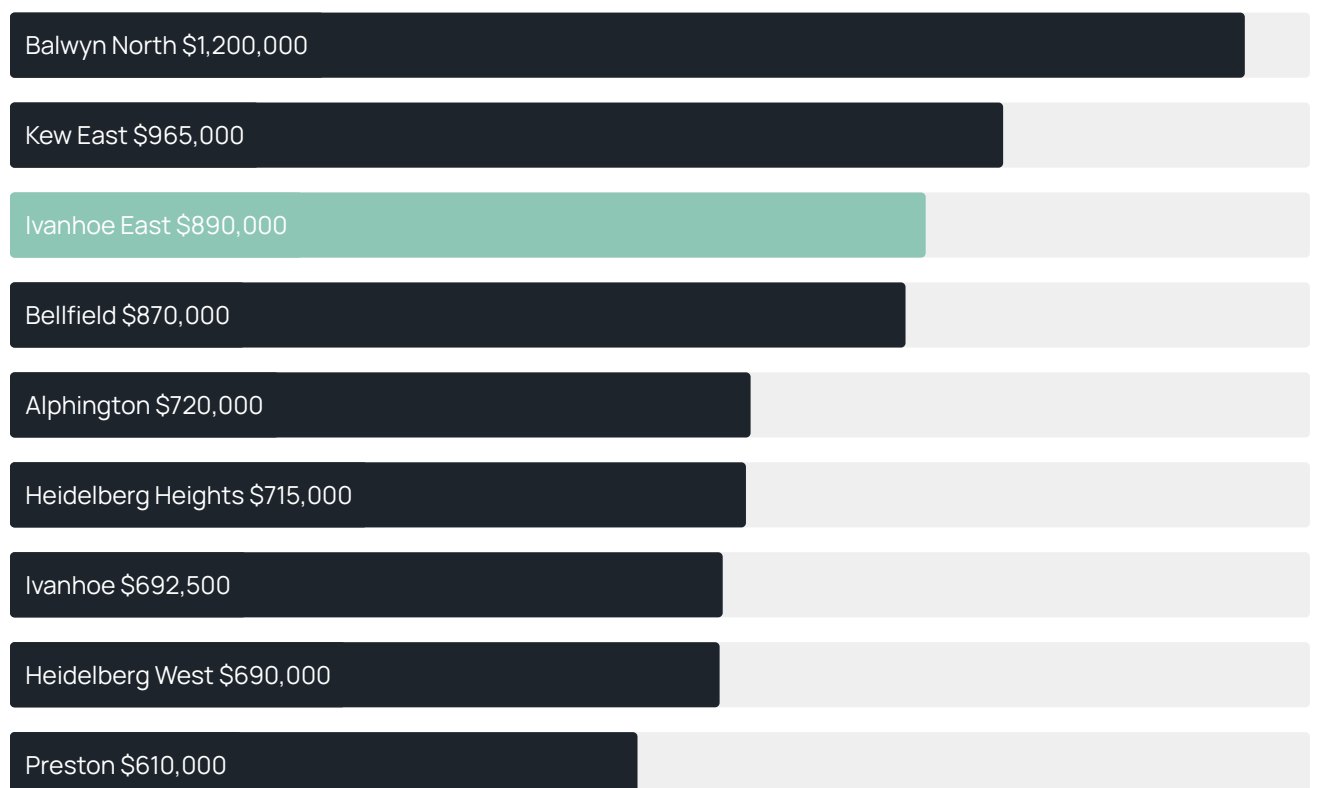
Quarterly price change

-11.88% ↓

Quarterly price change¹



IVANHOE EAST SUBURB REPORT

Median house price¹Median unit price¹

Sale method²

● Auction 32%
● Private 68%

Auction clearance rate³

71.43%

Median days on market³

25 days

Jellis Craig average inspection attendance per listing⁴

25 groups

Average hold period¹

8.7 years

Dwelling type⁵

● Houses 77% ● Units 23%

Ownership⁵

● Owned outright 48% ● Mortgaged 37% ● Rented 15%

Population⁵

3,762

Median asking rent¹

\$975 per week

Population growth⁵

-1.39%

Rental yield¹

1.6%

Median age⁵

45 years











Median household size⁵

2.7 people











IVANHOE EAST SUBURB REPORT

Recent Ivanhoe East sales











Discover a snapshot of the most recent results for this suburb, to view the full 12 months of sales history, please go to jellisraig.com.au/suburb-reports

Address	Bedrooms	Type	Price	Sold
 7 Robinhood Rd Ivanhoe East	2	House	\$2,475,000	08 Dec 2025
 30 Flora Gr Ivanhoe East	3	House	\$1,922,000	06 Dec 2025
 52 Otterington Gr Ivanhoe East	5	House	\$3,610,000	02 Dec 2025
 28/5 Hilltop Cr Ivanhoe East	2	Strata Unit/Flat	\$500,000	28 Nov 2025
 12/173 The Boulevard Ivanhoe East	2	Flat/Unit/Apartment	\$882,500	13 Nov 2025
 49 Maltravers Rd Ivanhoe East	3	House	\$1,905,000	12 Nov 2025
 105 Maltravers Rd Ivanhoe East	3	House	\$2,300,000	11 Nov 2025
 1/6 Wamba Rd Ivanhoe East	3	Flat/Unit/Apartment	\$1,495,000	11 Nov 2025
 1/173 The Boulevard Ivanhoe East	2	Apartment	\$875,000	11 Nov 2025
 47 Maltravers Rd Ivanhoe East	3	House	\$1,860,000	08 Nov 2025

IVANHOE EAST SUBURB REPORT

Address	Bedrooms	Type	Price	Sold
 5 Robinhood Rd Ivanhoe East	5	House	\$3,465,000	08 Nov 2025
 16 Cedric St Ivanhoe East	3	House	\$1,159,221	30 Oct 2025
 37 Keam St Ivanhoe East	4	House	\$1,746,700	25 Oct 2025
 5/6 Wamba Rd Ivanhoe East	1	Flat/Unit/Apartment	\$880,000	22 Oct 2025
 2 Charteris Dr IVANHOE EAST	5	House	\$2,990,000	11 Oct 2025
 5/176 Lower Heidelberg Rd IVANHOE EAST	1	Apartment	\$422,500	03 Oct 2025
 11/1 Wilfred Rd Ivanhoe East	1	Flat/Unit/Apartment	\$860,000	03 Oct 2025
 10/6 Wamba Rd Ivanhoe East	2	Flat/Unit/Apartment	\$885,000	01 Oct 2025
 16 Gruyere Cr Ivanhoe East	4	House	\$2,905,000	23 Sep 2025
 28 Cedric St Ivanhoe East	5	House	\$2,580,000	20 Sep 2025

IVANHOE EAST SUBURB REPORT

Address	Bedrooms	Type	Price	Sold
 95 Maltravers Rd Ivanhoe East	4	House	\$3,000,000	20 Sep 2025
 104A/6 Wamba Rd Ivanhoe East	3	Apartment	\$1,300,000	19 Sep 2025
 4/6 Wamba Rd Ivanhoe East	2	Flat/Unit/Apartment	\$1,300,000	19 Sep 2025
 21 Beauview Pde Ivanhoe East	4	House	\$2,270,000	12 Sep 2025
 2/1 Wilfred Rd Ivanhoe East	3	Flat/Unit/Apartment	\$1,575,000	09 Sep 2025
 3/41 Rotherwood Rd Ivanhoe East	3	Strata Unit/Flat	\$1,380,000	26 Aug 2025
 42 Otterington Gr IVANHOE EAST	5	House	\$3,840,000	26 Aug 2025
 286 Lower Heidelberg Rd Ivanhoe East	3	House	\$2,454,000	23 Aug 2025
 18 Rotherwood Rd Ivanhoe East	3	House	\$2,000,000	23 Aug 2025
 5/206 Lower Heidelberg Rd Ivanhoe East	1	Subdivided Flat - Single OYO Flat	\$470,000	18 Aug 2025



Jellis Craig Ivanhoe
153 Upper Heidelberg Road, Ivanhoe
03 9499 7992

Jellis Craig acknowledges and pays our respects to the Bunurong People, the Wadawurrung People, the Dja Dja Wurrung People and the Wurundjeri People as the Traditional Owners and original custodians of the lands on which Jellis Craig operates.

Data is current as of PDF generation date 01/02/2026

- 1 Property Data Online, updated quarterly for the past 12 months
- 2 Property Data Online, updated daily for the past 12 months
- 3 Property Data Online, updated daily for the past quarter
- 4 Jellis Craig's average inspection attendance per listing (houses) over the last 12 months, updated daily
- 5 2021 Australian Census
- 6 Property Data Online, updated daily

This publication contains data, analytics, statistics and other information supplied by PROPERTYDATAONLINE PTY LTD (PropertyData). The data provided in this publication is of a general nature and should not be construed as specific advice or relied upon in lieu of appropriate professional advice.

PropertyData relies upon data supplied by third parties and while the data is checked and reviewed, PropertyData does not warrant the accuracy or completeness of the information to the full extent permitted by the law and excludes all loss or damage howsoever arising (including through negligence) in connection with the data supplied by PropertyData. The State of Victoria owns the copyright in the Property Sales Data and reproduction of that data in any way without the consent of the State of Victoria will constitute a breach of the Copyright Act 1968 (cth). The State of Victoria does not warrant the accuracy or completeness of the Property Sales Data and any person using or relying upon such information does so on the basis that the State of Victoria accepts no responsibility or liability whatsoever for any errors, faults, defects or omissions in the information supplied.