



Keilor East

# Suburb Report



Your connection to property insights



JellisCraig

KEILOR EAST SUBURB REPORT

Median house price<sup>1</sup>

Median

\$1.12m

Quarterly price change

2.04% ↑

Median unit price<sup>1</sup>

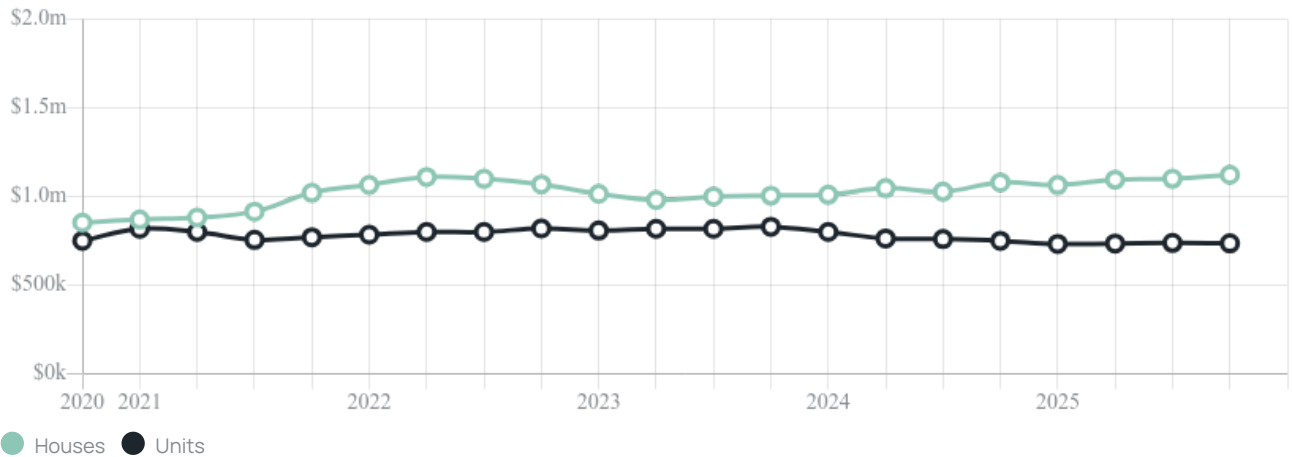
Median

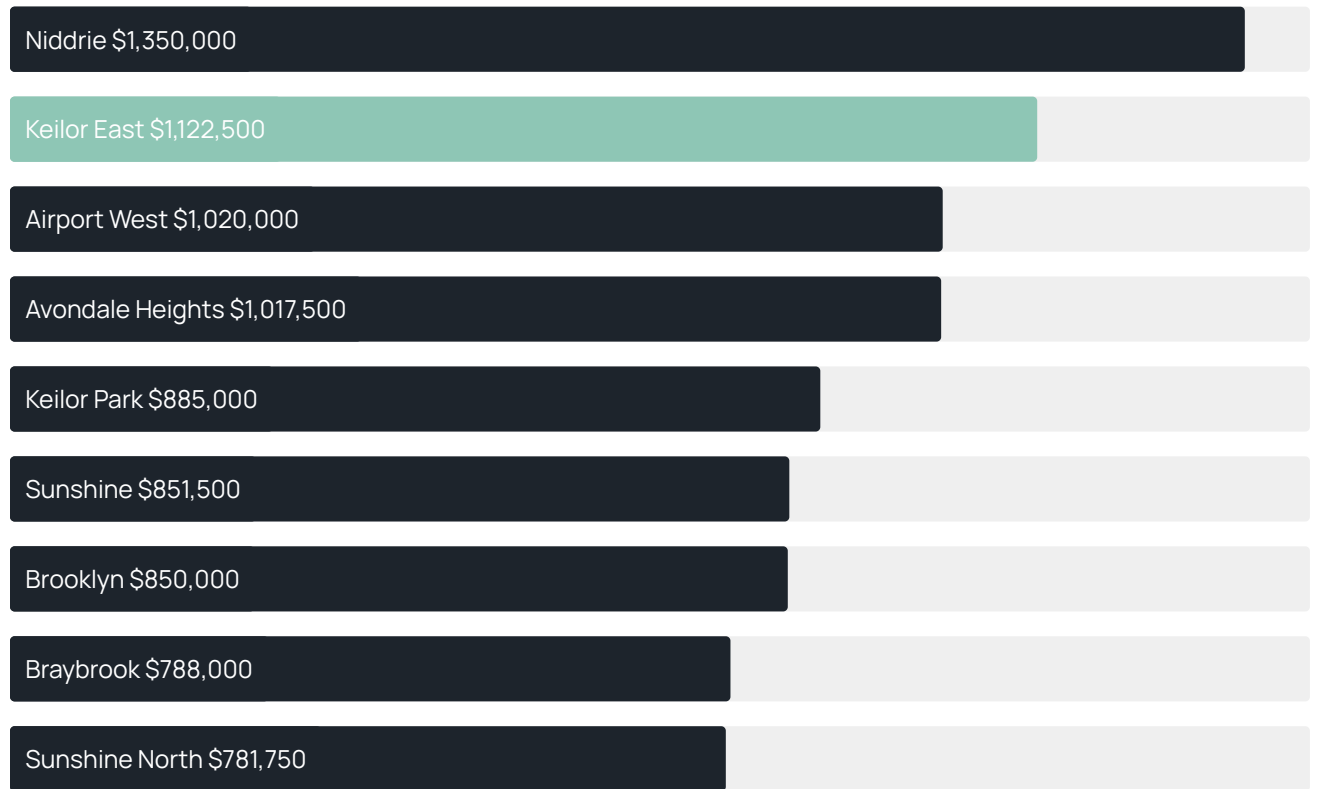
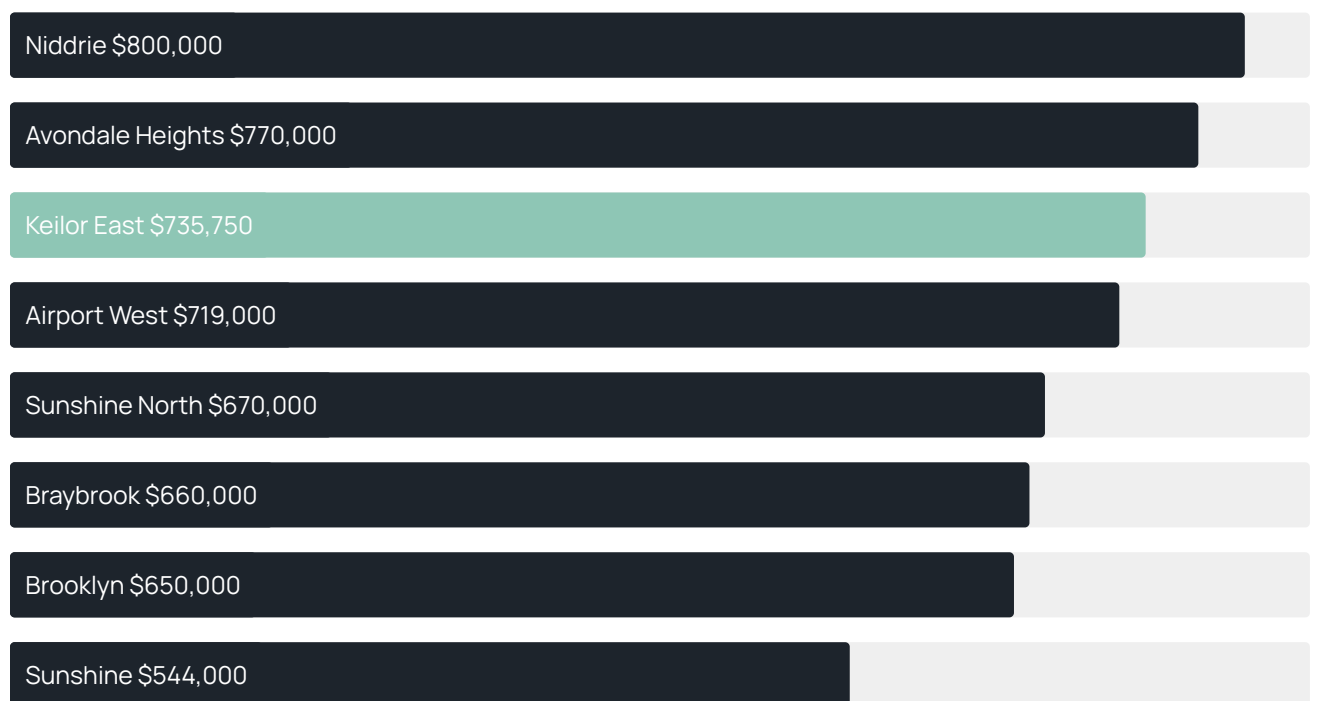
\$736k

Quarterly price change

-0.33% ↓

Quarterly price change<sup>1</sup>



Median house price<sup>1</sup>Median unit price<sup>1</sup>

Sale method<sup>2</sup>

● Auction 66%  
● Private 34%

Auction clearance rate<sup>3</sup>

80%

Median days on market<sup>3</sup>

26 days

Jellis Craig average inspection attendance per listing<sup>4</sup>

26 groups

Average hold period<sup>1</sup>

6.8 years

Dwelling type<sup>5</sup>

● Houses 81% ● Units 19%

Ownership<sup>5</sup>

● Owned outright 49% ● Mortgaged 35% ● Rented 16%

Population<sup>5</sup>

15,078

Median asking rent<sup>1</sup>

\$620 per week

Population growth<sup>5</sup>

3.89%

Rental yield<sup>1</sup>

2.89%

Median age<sup>5</sup>

43 years











Median household size<sup>5</sup>

2.6 people











## KEILOR EAST SUBURB REPORT

## Recent Keilor East sales











Discover a snapshot of the most recent results for this suburb, to view the full 12 months of sales history, please go to [jellisraig.com.au/suburb-reports](https://jellisraig.com.au/suburb-reports)

Address	Bedrooms	Type	Price	Sold
 3/21 Woorite Pl Keilor East	2	Townhouse	\$720,000	21 Jan 2026
 13 Milleara Rd Keilor East	3	House	\$950,000	21 Jan 2026
 1/11 Tuppal Pl Keilor East	3	Townhouse	\$810,000	16 Jan 2026
 38a Moyangul Dr Keilor East	4	Townhouse	\$950,000	12 Jan 2026
 68 Noga Av Keilor East	4	House	\$1,150,000	24 Dec 2025
 4 Grant Gr KEILOR EAST	4	Townhouse	\$1,100,000	24 Dec 2025
 84 Hassett Cr Keilor East	4	House	\$1,240,000	20 Dec 2025
 29 Judith St Keilor East	4	House	\$1,380,000	20 Dec 2025
 6/47-49 Parkside Av Keilor East	2	Unit	\$622,000	18 Dec 2025
 52 Berembong Dr Keilor East	3	House	\$855,000	16 Dec 2025

## KEILOR EAST SUBURB REPORT

Address	Bedrooms	Type	Price	Sold
 9 Regent St Keilor East	3	House	\$858,500	16 Dec 2025
 13 Collins Cl Keilor East	3	House	\$1,100,000	13 Dec 2025
 87 Arcade Way Keilor East	4	House	\$1,170,000	13 Dec 2025
 13a Regent St Keilor East	3	House	\$972,000	13 Dec 2025
 16 Gungarlan Dr Keilor East	3	Townhouse	\$981,000	13 Dec 2025
 1a Wingara Av Keilor East	3	House	\$1,205,000	13 Dec 2025
 81 Noga Av Keilor East	4	House	\$1,260,000	11 Dec 2025
 144 Rachelle Rd Keilor East	4	House	\$1,057,500	08 Dec 2025
 21 Tuppal Pl Keilor East	3	House	\$985,000	08 Dec 2025
 22 Benaud Cl Keilor East	3	House	\$1,310,000	06 Dec 2025

## KEILOR EAST SUBURB REPORT

Address	Bedrooms	Type	Price	Sold
 4 Norwood Dr Keilor East	5	House	\$1,215,000	06 Dec 2025
 15 Neal St Keilor East	4	House	\$1,300,000	06 Dec 2025
 12 Border Dr Keilor East	4	House	\$1,300,000	06 Dec 2025
 61A Nyah St Keilor East	4	House	\$1,356,000	06 Dec 2025
 21 Paul Av Keilor East	3	House	\$1,230,000	29 Nov 2025
 10 Medway Rd Keilor East	4	House	\$1,335,000	29 Nov 2025
 3 Alwyn Ct Keilor East	3	House	\$975,000	28 Nov 2025
 1/67 Milleara Rd Keilor East	2	Unit	\$661,000	28 Nov 2025
 95 Wyong St Keilor East	4	House	\$1,315,000	27 Nov 2025
 18a Neal St Keilor East	4	House	\$1,560,000	27 Nov 2025





**Jellis Craig Moonee Valley**  
Level 1, 1070 Mt Alexander Road, Essendon  
03 9379 2000

Jellis Craig acknowledges and pays our respects to the Bunurong People, the Wadawurrung People, the Dja Dja Wurrung People and the Wurundjeri People as the Traditional Owners and original custodians of the lands on which Jellis Craig operates.

---

Data is current as of PDF generation date 01/02/2026

- 1 Property Data Online, updated quarterly for the past 12 months
- 2 Property Data Online, updated daily for the past 12 months
- 3 Property Data Online, updated daily for the past quarter
- 4 Jellis Craig's average inspection attendance per listing (houses) over the last 12 months, updated daily
- 5 2021 Australian Census
- 6 Property Data Online, updated daily

This publication contains data, analytics, statistics and other information supplied by PROPERTYDATAONLINE PTY LTD (PropertyData). The data provided in this publication is of a general nature and should not be construed as specific advice or relied upon in lieu of appropriate professional advice.

PropertyData relies upon data supplied by third parties and while the data is checked and reviewed, PropertyData does not warrant the accuracy or completeness of the information to the full extent permitted by the law and excludes all loss or damage howsoever arising (including through negligence) in connection with the data supplied by PropertyData. The State of Victoria owns the copyright in the Property Sales Data and reproduction of that data in any way without the consent of the State of Victoria will constitute a breach of the Copyright Act 1968 (cth). The State of Victoria does not warrant the accuracy or completeness of the Property Sales Data and any person using or relying upon such information does so on the basis that the State of Victoria accepts no responsibility or liability whatsoever for any errors, faults, defects or omissions in the information supplied.