



Keilor Park

Suburb Report



Your connection to property insights



JellisCraig

KEILOR PARK SUBURB REPORT

Median house price¹

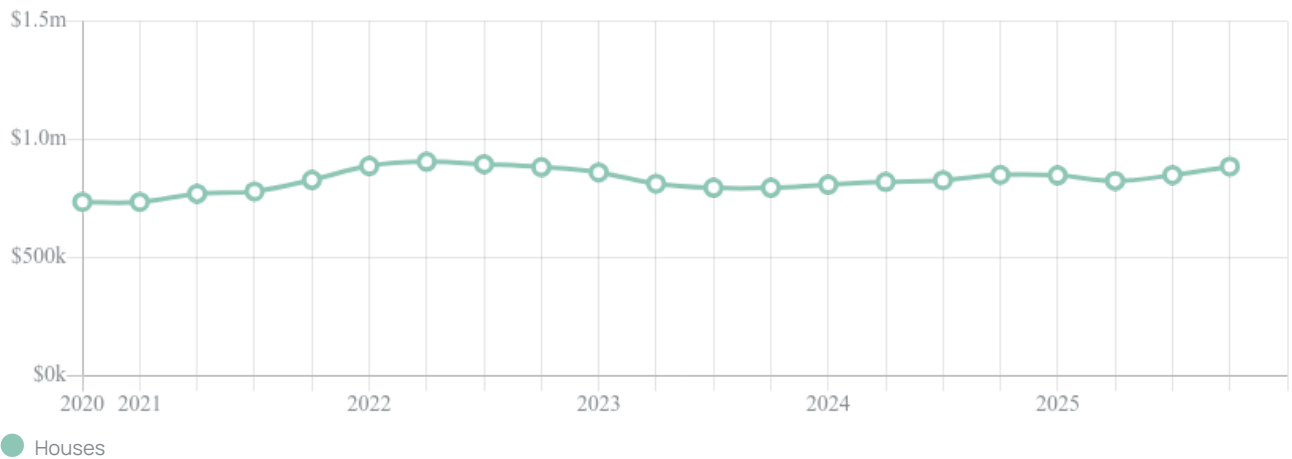
Median

\$885k

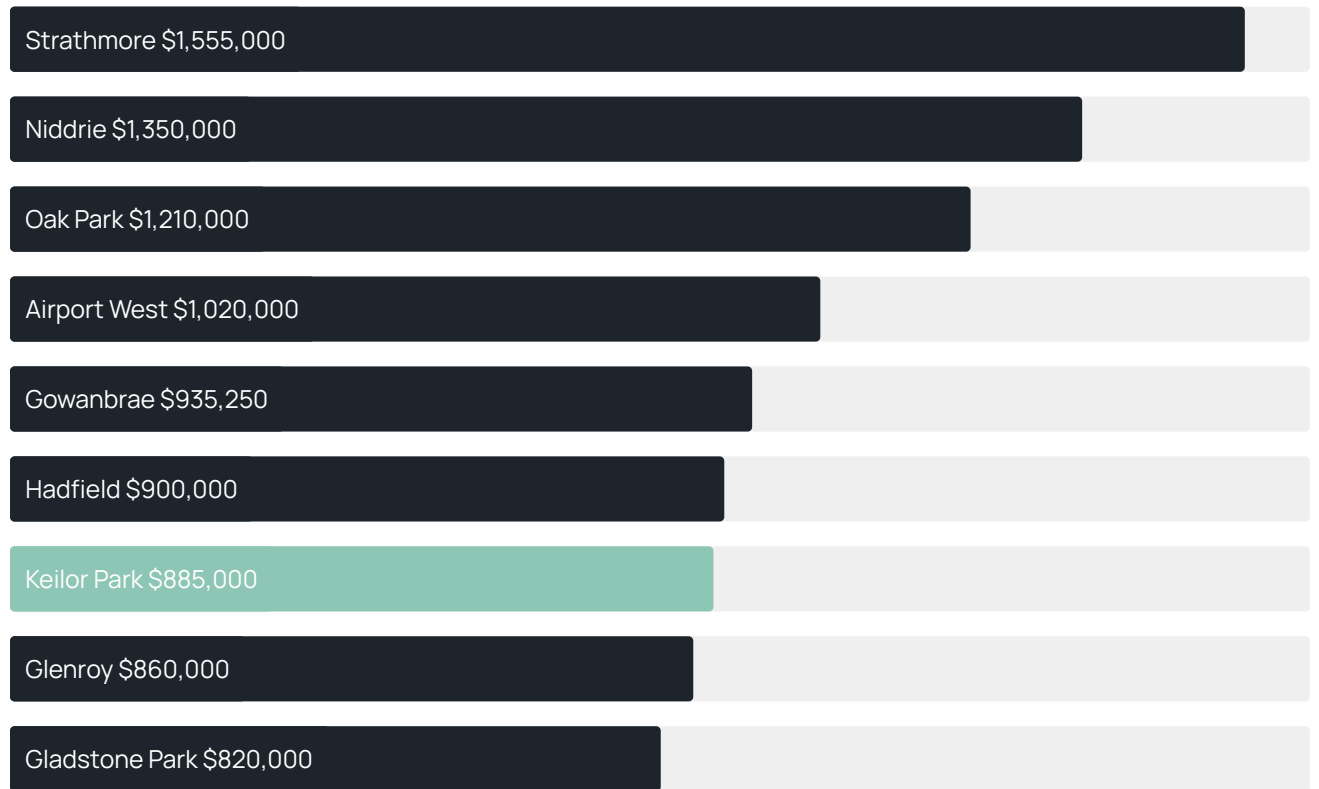
Quarterly price change

4.30% ↑

Quarterly price change¹



KEILOR PARK SUBURB REPORT

Median house price¹Median unit price¹

Sale method²

● Auction 58%
● Private 42%

Auction clearance rate³

100%

Median days on market³

26 days

Jellis Craig average inspection attendance per listing⁴

26 groups

Average hold period¹

8.7 years

Dwelling type⁵

● Houses 88% ● Units 12%

Ownership⁵

● Owned outright 52% ● Mortgaged 34% ● Rented 14%

Population⁵

2,684

Median asking rent¹

\$545 per week

Population growth⁵

-1.29%

Rental yield¹

3.21%

Median age⁵

44 years











Median household size⁵

2.6 people











KEILOR PARK SUBURB REPORT

Recent Keilor Park sales











Discover a snapshot of the most recent results for this suburb, to view the full 12 months of sales history, please go to jellisicraig.com.au/suburb-reports

Address	Bedrooms	Type	Price	Sold
 55b Victory St Keilor Park	4	House	\$1,225,000	19 Dec 2025
 12a Fosters Rd Keilor Park	3	House	\$922,500	06 Dec 2025
 39 Collinson St Keilor Park	5	House	\$1,050,000	22 Nov 2025
 2/90 Victory St Keilor Park	3	House	\$727,000	22 Nov 2025
 2 Collinson St Keilor Park	4	House	\$895,000	13 Nov 2025
 40a Eliza St Keilor Park	4	House	\$1,225,000	11 Nov 2025
 14a Latrose St Keilor Park	3	House	\$850,000	11 Nov 2025
 3/131 Fosters Rd Keilor Park	2	Villa	\$655,000	10 Nov 2025
 8 Batman Av Keilor Park	3	House	\$885,000	18 Oct 2025
 21 Quinella Cl Keilor Park	3	House	\$1,201,000	18 Oct 2025

KEILOR PARK SUBURB REPORT

Address	Bedrooms	Type	Price	Sold
 45B Collinson St Keilor Park	4	House	\$950,000	16 Oct 2025
 29 Swan St Keilor Park	3	House	\$905,000	11 Oct 2025
 50 Swan St Keilor Park	4	House	\$890,000	10 Oct 2025
 20 Russelton St Keilor Park	3	House	\$1,200,000	09 Oct 2025
 4 Quinella Cl KEILOR PARK	4	House	\$825,000	04 Oct 2025
 1/12 Randwick Dr Keilor Park	3	Townhouse	\$675,000	22 Sep 2025
 40 Collinson St Keilor Park	4	House	\$1,620,000	29 Aug 2025
 1/14 Swan St Keilor Park	3	Townhouse	\$940,000	23 Aug 2025
 11 Snow St Keilor Park	3	House	\$855,000	19 Aug 2025
 8 Lachlan Ct Keilor Park	4	House	\$1,200,000	02 Aug 2025

KEILOR PARK SUBURB REPORT

Address	Bedrooms	Type	Price	Sold
 72 Fosters Rd Keilor Park	4	House	\$845,000	24 Jul 2025
 24 Fosters Rd Keilor Park	3	House	\$866,000	19 Jul 2025
 40 Fosters Rd Keilor Park	3	House	\$755,000	21 Jun 2025
 22 Fosters Rd Keilor Park	3	House	\$930,000	31 May 2025
 61 Fosters Rd Keilor Park	4	House	\$1,040,000	24 May 2025
 57b Swan St Keilor Park	3	House	\$1,030,000	23 May 2025
 590 Fullarton Rd Keilor Park	3	House	\$795,000	22 May 2025
 84 Eliza St Keilor Park	3	House	\$720,000	13 May 2025
 73 Swan St Keilor Park	5	House	\$950,000	06 May 2025
 23 Snow St Keilor Park	4	House	\$1,100,000	17 Apr 2025



Jellis Craig Brunswick
179 Sydney Rd, Brunswick
03 9387 5888

Jellis Craig acknowledges and pays our respects to the Bunurong People, the Wadawurrung People, the Dja Dja Wurrung People and the Wurundjeri People as the Traditional Owners and original custodians of the lands on which Jellis Craig operates.

Data is current as of PDF generation date 01/02/2026

- 1 Property Data Online, updated quarterly for the past 12 months
- 2 Property Data Online, updated daily for the past 12 months
- 3 Property Data Online, updated daily for the past quarter
- 4 Jellis Craig's average inspection attendance per listing (houses) over the last 12 months, updated daily
- 5 2021 Australian Census
- 6 Property Data Online, updated daily

This publication contains data, analytics, statistics and other information supplied by PROPERTYDATAONLINE PTY LTD (PropertyData). The data provided in this publication is of a general nature and should not be construed as specific advice or relied upon in lieu of appropriate professional advice.

PropertyData relies upon data supplied by third parties and while the data is checked and reviewed, PropertyData does not warrant the accuracy or completeness of the information to the full extent permitted by the law and excludes all loss or damage howsoever arising (including through negligence) in connection with the data supplied by PropertyData. The State of Victoria owns the copyright in the Property Sales Data and reproduction of that data in any way without the consent of the State of Victoria will constitute a breach of the Copyright Act 1968 (cth). The State of Victoria does not warrant the accuracy or completeness of the Property Sales Data and any person using or relying upon such information does so on the basis that the State of Victoria accepts no responsibility or liability whatsoever for any errors, faults, defects or omissions in the information supplied.