



Keilor Park

# Suburb Report



Your connection to property insights



**JellisCraig**

KEILOR PARK SUBURB REPORT

Median house price<sup>1</sup>

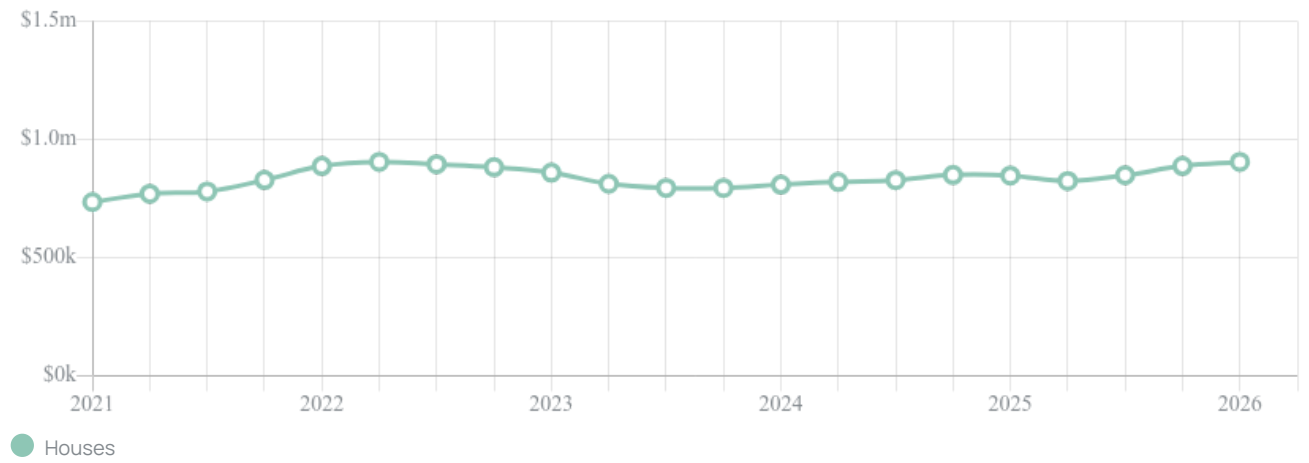
Median

\$905k

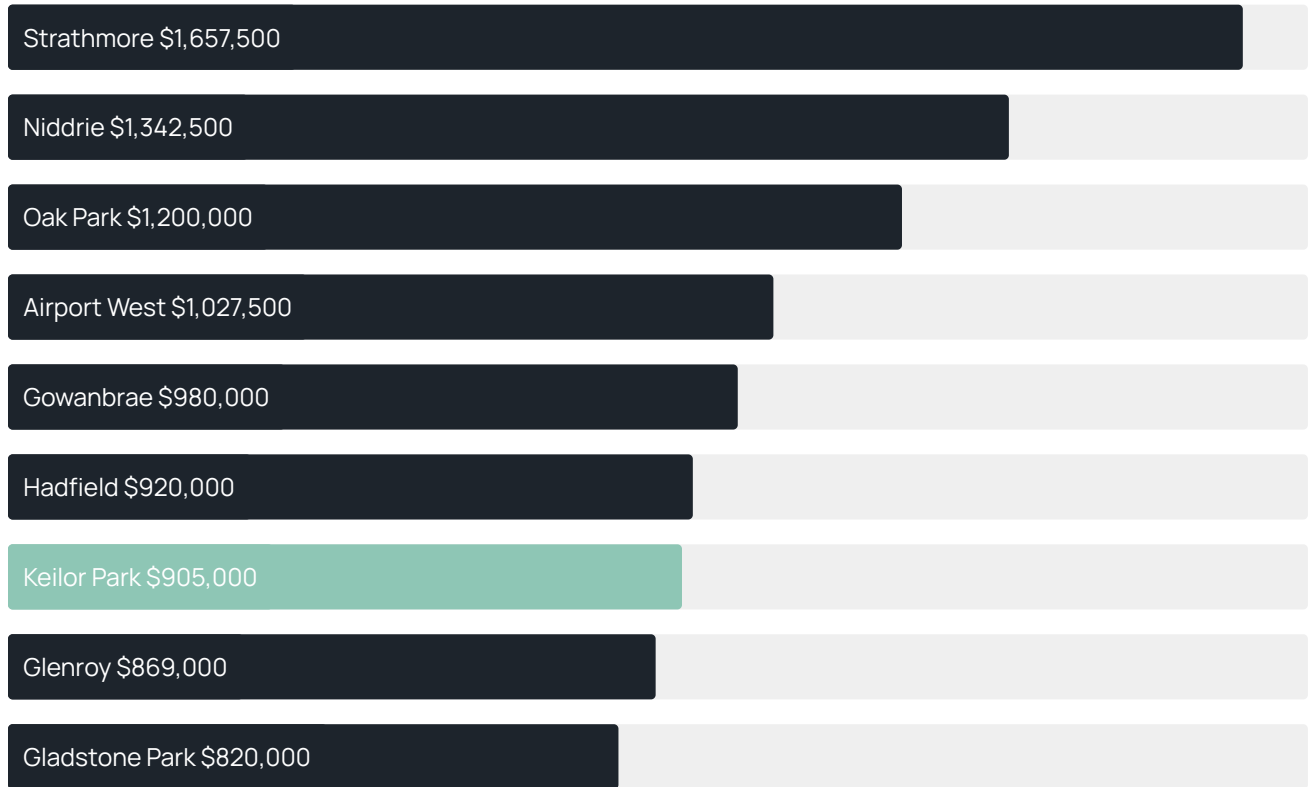
Quarterly price change

1.97% ↑

Quarterly price change<sup>1</sup>



### Median house price<sup>1</sup>



### Median unit price<sup>1</sup>



Sale method<sup>2</sup>



● Auction 72%  
● Private 28%

Auction clearance rate<sup>3</sup>

100%

Median days on market<sup>3</sup>

27 days

Jellis Craig average inspection attendance per listing<sup>4</sup>

27 groups

Average hold period<sup>1</sup>

8.7 years

Dwelling type<sup>5</sup>



● Houses 88% ● Units 12%

Ownership<sup>5</sup>



● Owned outright 52% ● Mortgaged 34% ● Rented 14%

Population<sup>5</sup>

2,684

Median asking rent<sup>1</sup>

\$540 per week

Population growth<sup>5</sup>

-1.29%

Rental yield<sup>1</sup>

3.21%

Median age<sup>5</sup>

44 years











Median household size<sup>5</sup>

2.6 people











KEILOR PARK SUBURB REPORT

## Recent Keilor Park sales











Discover a snapshot of the most recent results for this suburb, to view the full 12 months of sales history, please go to [jellisraig.com.au/suburb-reports](http://jellisraig.com.au/suburb-reports)

Address	Bedrooms	Type	Price	Sold
 1/90 Victory St Keilor Park	3	House	\$750,000	30 Apr 2026
 31 Quinella Cl Keilor Park	4	House	\$1,235,000	18 Apr 2026
 74 Fosters Rd Keilor Park	3	House	\$890,000	15 Apr 2026
 9 Batman Av Keilor Park	4	House	\$810,000	28 Mar 2026
 19 Flinders St Keilor Park	4	House	\$1,015,000	28 Mar 2026
 10a William St Keilor Park	4	House	\$1,240,000	25 Mar 2026
 2/10 William St Keilor Park	3	Unit	\$820,000	21 Mar 2026
 52 Swan St Keilor Park	4	House	\$1,050,000	14 Mar 2026
 8 Ascot Dr Keilor Park	3	House	\$885,000	12 Mar 2026
 59 Randwick Dr Keilor Park	4	House	\$960,000	07 Mar 2026

## KEILOR PARK SUBURB REPORT

Address	Bedrooms	Type	Price	Sold
 56 Swan St Keilor Park	3	House	\$841,000	28 Feb 2026
 9 Snow St Keilor Park	4	House	\$920,000	26 Feb 2026
 16 Erebus St Keilor Park	4	House	\$1,057,000	21 Feb 2026
 26 Fosters Rd Keilor Park	2	House	\$410,401	24 Jan 2026
 35a Collinson St Keilor Park	3	House	\$1,200,000	06 Jan 2026
 55b Victory St Keilor Park	4	House	\$1,225,000	19 Dec 2025
 12a Fosters Rd Keilor Park	3	House	\$922,500	06 Dec 2025
 45 Randwick Dr Keilor Park	3	House	\$825,000	01 Dec 2025
 39 Collinson St Keilor Park	5	House	\$1,050,000	22 Nov 2025
 2/90 Victory St Keilor Park	3	House	\$727,000	22 Nov 2025

## KEILOR PARK SUBURB REPORT

Address	Bedrooms	Type	Price	Sold
 2 Collinson St Keilor Park	4	House	\$895,000	13 Nov 2025
 2 Market St Keilor Park	4	House	\$1,235,000	12 Nov 2025
 40a Eliza St Keilor Park	4	House	\$1,225,000	11 Nov 2025
 14a Latrose St Keilor Park	3	House	\$850,000	11 Nov 2025
 3/131 Fosters Rd Keilor Park	2	Villa	\$655,000	10 Nov 2025
 8 Batman Av Keilor Park	3	House	\$885,000	18 Oct 2025
 21 Quinella Cl Keilor Park	3	House	\$1,201,000	18 Oct 2025
 45B Collinson St Keilor Park	4	House	\$950,000	16 Oct 2025
 29 Swan St Keilor Park	3	House	\$905,000	11 Oct 2025
 50 Swan St Keilor Park	4	House	\$890,000	10 Oct 2025



**Jellis Craig Brunswick**  
179 Sydney Rd, Brunswick  
03 9387 5888

Jellis Craig acknowledges and pays our respects to the Bunurong People, the Wadawurrung People, the Dja Dja Wurrung People and the Wurundjeri People as the Traditional Owners and original custodians of the lands on which Jellis Craig operates.

---

Data is current as of PDF generation date 01/05/2026

- 1 Property Data Online, updated quarterly for the past 12 months
- 2 Property Data Online, updated daily for the past 12 months
- 3 Property Data Online, updated daily for the past quarter
- 4 Jellis Craig's average inspection attendance per listing (houses) over the last 12 months, updated daily
- 5 2021 Australian Census
- 6 Property Data Online, updated daily

This publication contains data, analytics, statistics and other information supplied by PROPERTYDATAONLINE PTY LTD (PropertyData). The data provided in this publication is of a general nature and should not be construed as specific advice or relied upon in lieu of appropriate professional advice.

PropertyData relies upon data supplied by third parties and while the data is checked and reviewed, PropertyData does not warrant the accuracy or completeness of the information to the full extent permitted by the law and excludes all loss or damage howsoever arising (including through negligence) in connection with the data supplied by PropertyData. The State of Victoria owns the copyright in the Property Sales Data and reproduction of that data in any way without the consent of the State of Victoria will constitute a breach of the Copyright Act 1968 (cth). The State of Victoria does not warrant the accuracy or completeness of the Property Sales Data and any person using or relying upon such information does so on the basis that the State of Victoria accepts no responsibility or liability whatsoever for any errors, faults, defects or omissions in the information supplied.