



Kensington

Suburb Report



Your connection to property insights



JellisCraig

KENSINGTON SUBURB REPORT

Median house price¹

Median

\$1.20m

Quarterly price change

0.84% ↑

Median unit price¹

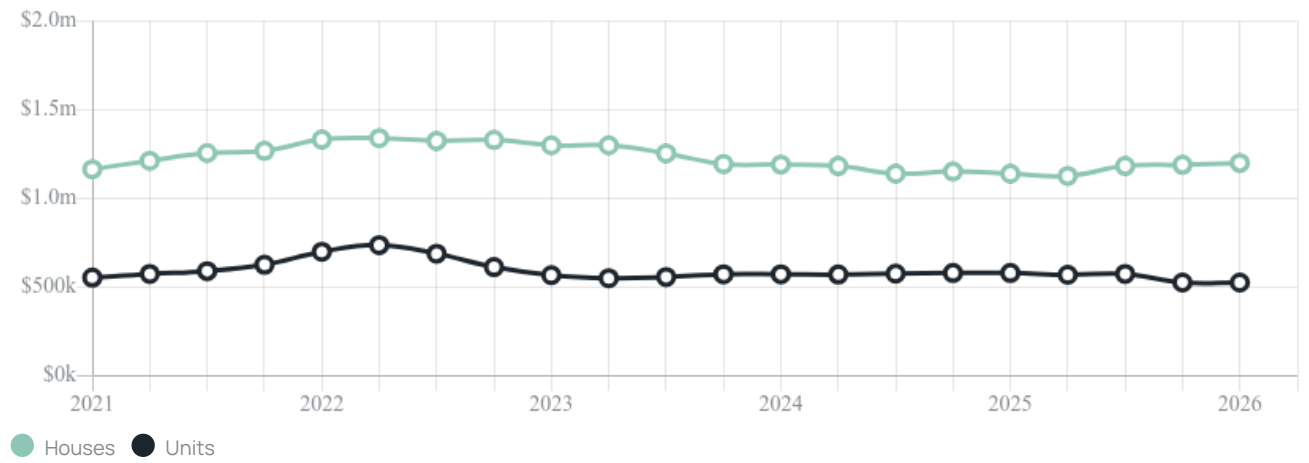
Median

\$526k

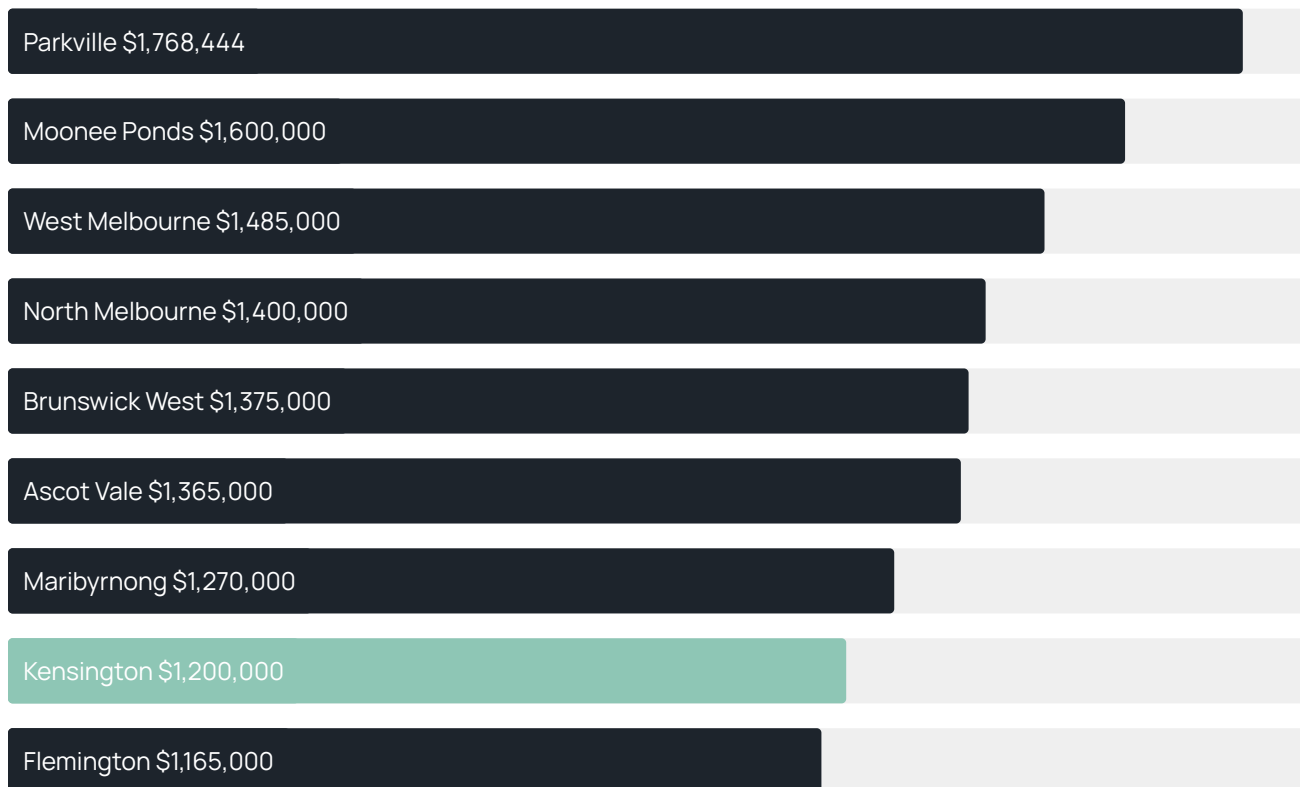
Quarterly price change

0.00% ↓

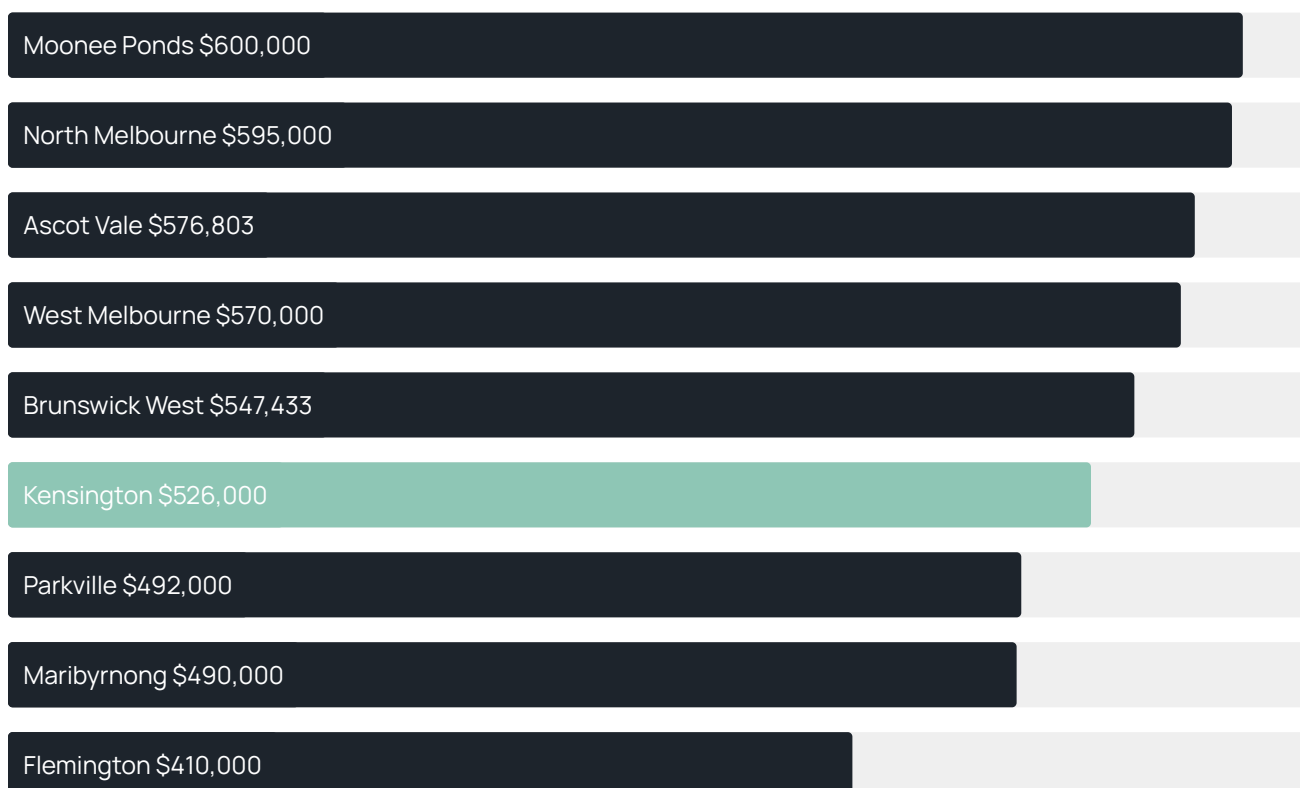
Quarterly price change¹



Median house price¹



Median unit price¹



Sale method²



Auction clearance rate³

63.41%

Median days on market³

30 days


Jellis Craig average inspection attendance per listing⁴

30 groups

Average hold period¹

7.7 years

Dwelling type⁵



Ownership⁵



Population⁵

10,745

Median asking rent¹

\$700 per week

Population growth⁵

-0.62%

Rental yield¹

3.17%

Median age⁵

35 years











Median household size⁵

2.1 people











KENSINGTON SUBURB REPORT

Recent Kensington sales











Discover a snapshot of the most recent results for this suburb, to view the full 12 months of sales history, please go to jellisraig.com.au/suburb-reports

Address	Bedrooms	Type	Price	Sold
 16 Wolseley Pde Kensington	2	House	\$1,357,000	30 May 2026
 15 Collett St Kensington	2	House	\$900,000	28 May 2026
 136/77 Hobsons Rd Kensington	2	Apartment	\$620,000	26 May 2026
 310/80 Ormond St Kensington	2	Apartment	\$400,000	21 May 2026
 24/8-32 Howlett St Kensington	2	Apartment	\$487,500	09 May 2026
 32 Barnett St Kensington	4	House	\$1,080,000	09 May 2026
 32-34 Newman St Kensington	3	House	\$1,260,000	09 May 2026
 35-37 Wakefield St Kensington	4	Townhouse	\$1,580,000	02 May 2026
 146 Kensington Rd Kensington	3	Townhouse	\$995,000	02 May 2026
 101-103 Westbourne Rd Kensington	4	House	\$1,270,000	02 May 2026

KENSINGTON SUBURB REPORT

Address	Bedrooms	Type	Price	Sold
 206/102 Rankins Rd Kensington	1	Apartment	\$435,000	30 Apr 2026
 102/255 Racecourse Rd Kensington	1	Apartment	\$315,000	30 Apr 2026
 8 Collett St Kensington	2	House	\$990,000	30 Apr 2026
 20 Calwell St Kensington	1	Unit	\$430,000	30 Apr 2026
 19 Nottingham St Kensington	2	Townhouse	\$1,000,000	30 Apr 2026
 g14/363 Macaulay Rd Kensington	3	Townhouse	\$1,149,000	27 Apr 2026
 201/30 Rankins Rd Kensington	2	Apartment	\$537,000	24 Apr 2026
 208/108 Altona St Kensington	2	Apartment	\$500,000	21 Apr 2026
 32 Collett St Kensington	2	House	\$990,000	18 Apr 2026
 5/72 Kensington Rd Kensington	2	Apartment	\$515,000	16 Apr 2026

KENSINGTON SUBURB REPORT

Address	Bedrooms	Type	Price	Sold
 4 Cuffe Wik Kensington	3	House	\$1,155,000	15 Apr 2026
 80-82 Bellair St Kensington	3	House	\$1,860,000	11 Apr 2026
 14 Albermarle St Kensington	3	House	\$1,000,000	10 Apr 2026
 311/363 Macaulay Rd Kensington	3	Strata Unit/Flat	\$1,390,000	04 Apr 2026
 186 Stockmans Way Kensington	2	Townhouse	\$780,000	02 Apr 2026
 39 Rogan La Kensington	2	House	\$773,000	01 Apr 2026
 102/87 Lambeth St Kensington	1	Apartment	\$537,000	28 Mar 2026
 1 Scarborough Pl Kensington	2	Townhouse	\$750,000	28 Mar 2026
 12 Musgrove Mews Kensington	1	House	\$510,000	27 Mar 2026
 212/80 Ormond St Kensington	2	Apartment	\$400,000	25 Mar 2026



Jellis Craig Kensington
291 Racecourse Road, Kensington
03 8378 0500

Jellis Craig acknowledges and pays our respects to the Bunurong People, the Wadawurrung People, the Dja Dja Wurrung People and the Wurundjeri People as the Traditional Owners and original custodians of the lands on which Jellis Craig operates.

Data is current as of PDF generation date 01/06/2026

- 1 Property Data Online, updated quarterly for the past 12 months
- 2 Property Data Online, updated daily for the past 12 months
- 3 Property Data Online, updated daily for the past quarter
- 4 Jellis Craig's average inspection attendance per listing (houses) over the last 12 months, updated daily
- 5 2021 Australian Census
- 6 Property Data Online, updated daily

This publication contains data, analytics, statistics and other information supplied by PROPERTYDATAONLINE PTY LTD (PropertyData). The data provided in this publication is of a general nature and should not be construed as specific advice or relied upon in lieu of appropriate professional advice.

PropertyData relies upon data supplied by third parties and while the data is checked and reviewed, PropertyData does not warrant the accuracy or completeness of the information to the full extent permitted by the law and excludes all loss or damage howsoever arising (including through negligence) in connection with the data supplied by PropertyData. The State of Victoria owns the copyright in the Property Sales Data and reproduction of that data in any way without the consent of the State of Victoria will constitute a breach of the Copyright Act 1968 (cth). The State of Victoria does not warrant the accuracy or completeness of the Property Sales Data and any person using or relying upon such information does so on the basis that the State of Victoria accepts no responsibility or liability whatsoever for any errors, faults, defects or omissions in the information supplied.