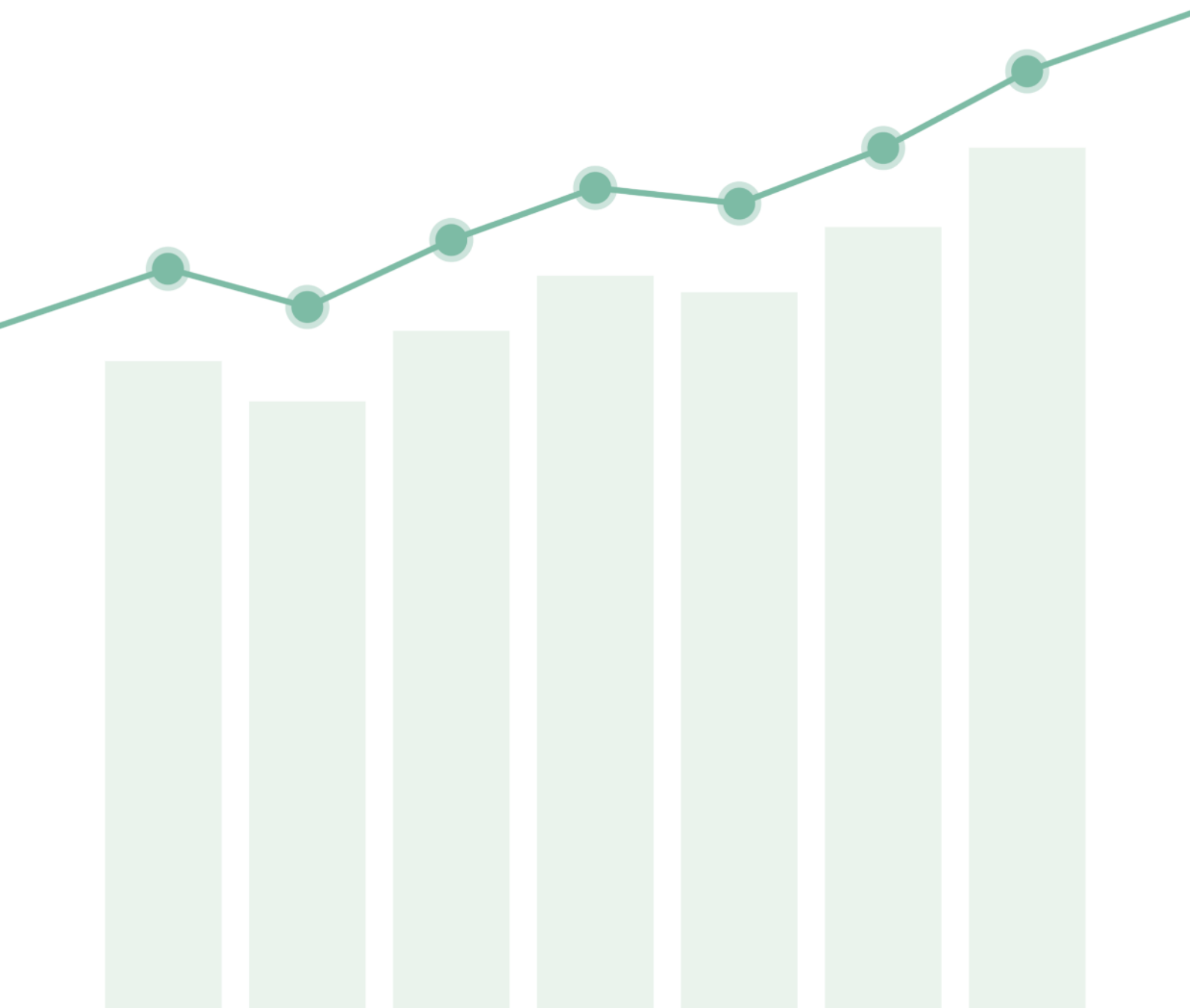


JellisCraig

KEW EAST

Suburb Report

Know your neighbourhood.



KEW EAST SUBURB REPORT

Median House Price*

Median

\$2.15m

Quarterly Price Change

2.38% ↑

Median Unit Price*

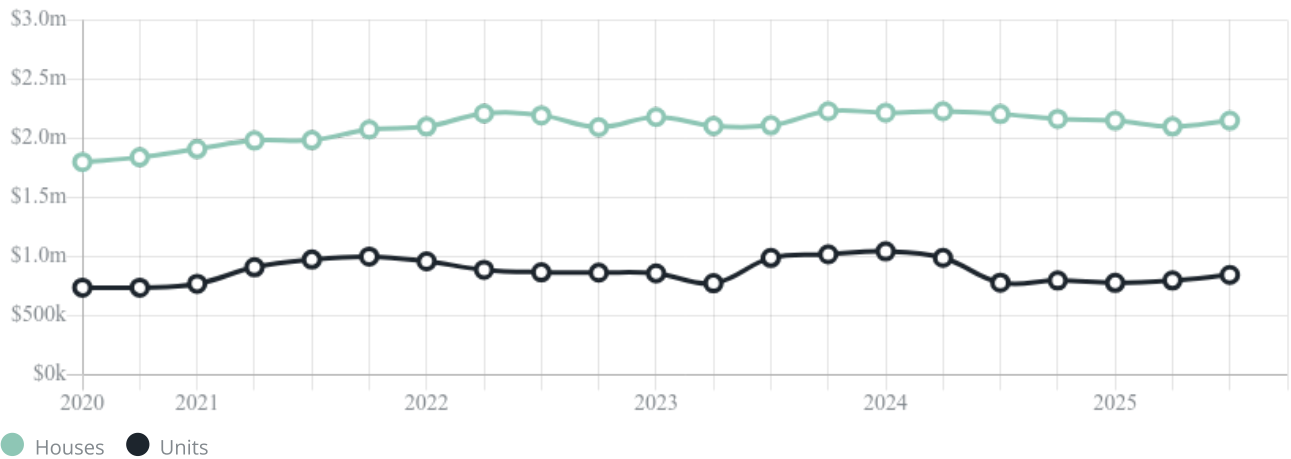
Median

\$845k

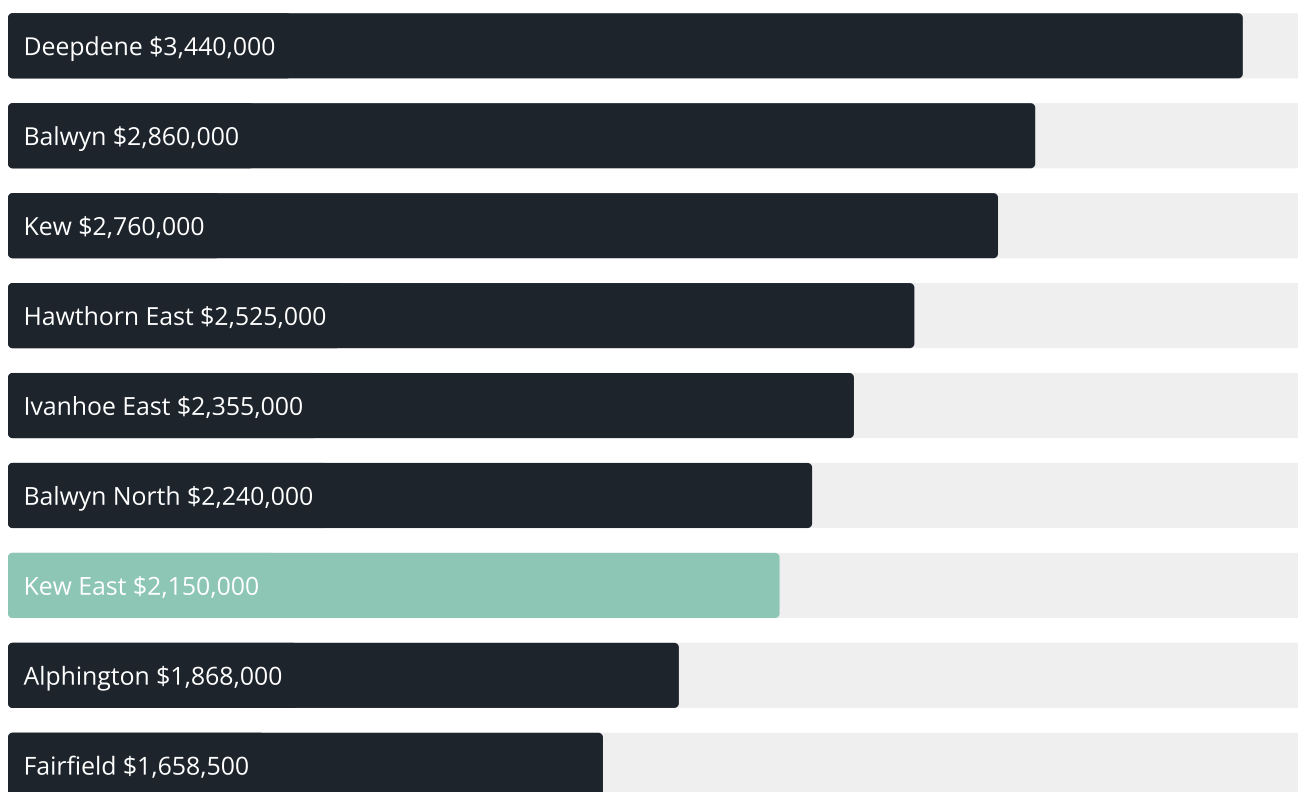
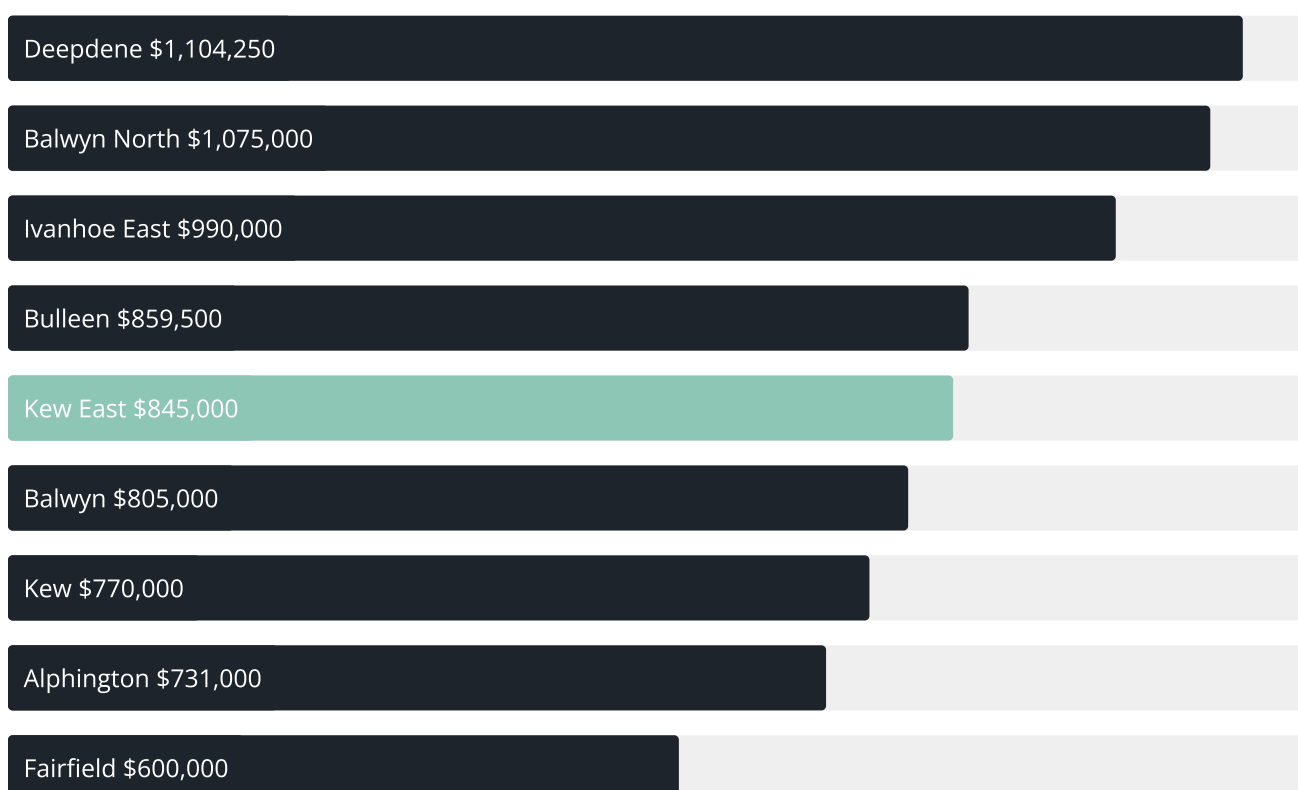
Quarterly Price Change

5.92% ↑

Quarterly Price Change*



KEW EAST SUBURB REPORT

Median House Sale Price^{*}Median Unit Sale Price^{*}

KEW EAST SUBURB REPORT

Sale Method^{*}

● Auction 89%
● Private 11%

Auction Clearance Rate^{*}

74.19%

Median Days on Market[^]

25 days

Average Hold Period^{*}

9.5 years

Dwelling Type[^]

● Houses 66% ● Units 34%

Ownership[^]

● Owned Outright 44% ● Mortgaged 36% ● Rented 20%

Population[^]

6,620

Median Asking Rent per week^{*}

\$995

Population Growth[^]

-0.23%

Rental Yield^{*}

2.19%

Median Age[^]











41 years

Median Household Size[^]











2.7 people

KEW EAST SUBURB REPORT











Discover a snapshot of the most recent results for this suburb, to view the full 12 months of sales history, please go to jellisraig.com.au/suburbinsights

Address	Bedrooms	Type	Price	Sold
 14 Kitchener St Kew East	4	House	\$2,450,000	08 Nov 2025
 1/43 Hartwood St Kew East	3	Unit	\$1,320,000	25 Oct 2025
 2/10 Boorool Rd Kew East	3	Unit	\$1,315,000	20 Oct 2025
 1523 Old Burke Rd Kew East	3	House	\$1,950,000	18 Oct 2025
 44 Windella Av Kew East	3	House	\$2,522,500	11 Oct 2025
 1/20 Hamilton St Kew East	3	Unit	\$1,270,000	11 Oct 2025
 4/32 Strathalbyn St KEW EAST	2	Townhouse	\$890,000	08 Oct 2025
 5 Wright St Kew East	4	House	\$2,310,000	04 Oct 2025
 4/8 Hartwood St Kew East	2	Townhouse	\$1,002,000	02 Oct 2025
 29 Irymple Av Kew East	3	House	\$1,281,000	15 Sep 2025

KEW EAST SUBURB REPORT

Address	Bedrooms	Type	Price	Sold
 5/6 Clyde St Kew East	2	Apartment	\$622,000	10 Sep 2025
 11 Arden Ct Kew East	4	House	\$2,700,000	06 Sep 2025
 G05/1377 Burke Rd Kew East	2	Apartment	\$600,000	04 Sep 2025
 36 Irymple Av Kew East	3	House	\$795,820	01 Sep 2025
 5 Woodlands Av Kew East	2	House	\$1,395,000	31 Aug 2025
 4/50 Belford Rd KEW EAST	3	Unit	\$965,000	23 Aug 2025
 62 Hartwood St Kew East	3	House	\$1,500,000	23 Aug 2025
 789 High St Kew East	3	House	\$1,960,000	16 Aug 2025
 9/761 High St Kew East	2	Unit	\$675,000	16 Aug 2025
 57 Bennett Pde Kew East	2	House	\$2,200,000	16 Aug 2025

KEW EAST SUBURB REPORT

Address	Bedrooms	Type	Price	Sold
 1/31 Boorool Rd Kew East	2	Flat/Unit/Apartment	\$720,000	12 Aug 2025
 4 Frater St Kew East	4	House	\$3,000,000	09 Aug 2025
 10 Irymple Av KEW EAST	5	House	\$3,000,000	09 Aug 2025
 19 Sutherland Av Kew East	2	House	\$2,090,000	03 Aug 2025
 4/43 Strathalbyn St Kew East	2	Flat/Unit/Apartment	\$860,000	02 Aug 2025
 47 Belford Rd Kew East	3	House	\$2,220,000	12 Jul 2025
 5 Beresford St Kew East	3	House	\$1,950,000	07 Jul 2025
 10 Elm Gr Kew East	4	House	\$1,780,000	05 Jul 2025
 3/34 Strathalbyn St Kew East	1	Flat/Unit/Apartment	\$735,000	26 Jun 2025
 23 Woolcock Av Kew East	3	House	\$2,368,000	18 Jun 2025



Hawthorn Office
Level 4, 248 Burwood Road, Hawthorn
03 9810 5000

jellisraig.com.au

Data is current as of PDF generation date 01/12/2025

* Updated Quarterly for the past 12 months

^ Updated daily for the past quarter

~ Updated daily: 33 recent results.

This publication contains data, analytics, statistics and other information supplied by PROPERTYDATAONLINE PTY LTD (PropertyData). The data provided in this publication is of a general nature and should not be construed as specific advice or relied upon in lieu of appropriate professional advice.

PropertyData relies upon data supplied by third parties and while the data is checked and reviewed, PropertyData does not warrant the accuracy or completeness of the information to the full extent permitted by the law and excludes all loss or damage howsoever arising (including through negligence) in connection with the data supplied by PropertyData. The State of Victoria owns the copyright in the Property Sales Data and reproduction of that data in any way without the consent of the State of Victoria will constitute a breach of the Copyright Act 1968 (cth). The State of Victoria does not warrant the accuracy or completeness of the Property Sales Data and any person using or relying upon such information does so on the basis that the State of Victoria accepts no responsibility or liability whatsoever for any errors, faults, defects or omissions in the information supplied.