



Kew East

Suburb Report



Your connection to property insights



JellisCraig

KEW EAST SUBURB REPORT

Median house price¹

Median

\$2.22m

Quarterly price change

3.25% ↑

Median unit price¹

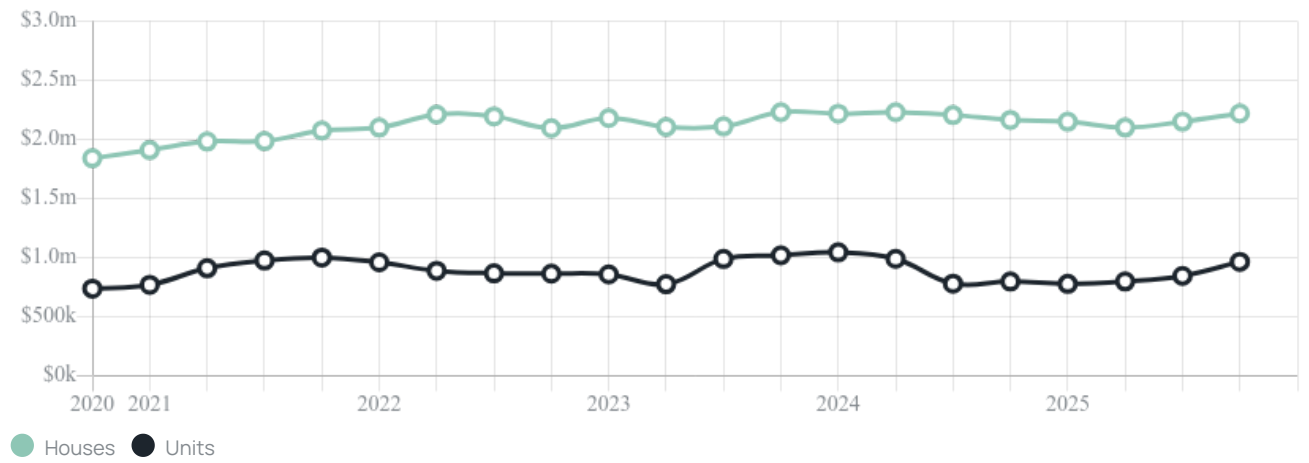
Median

\$965k

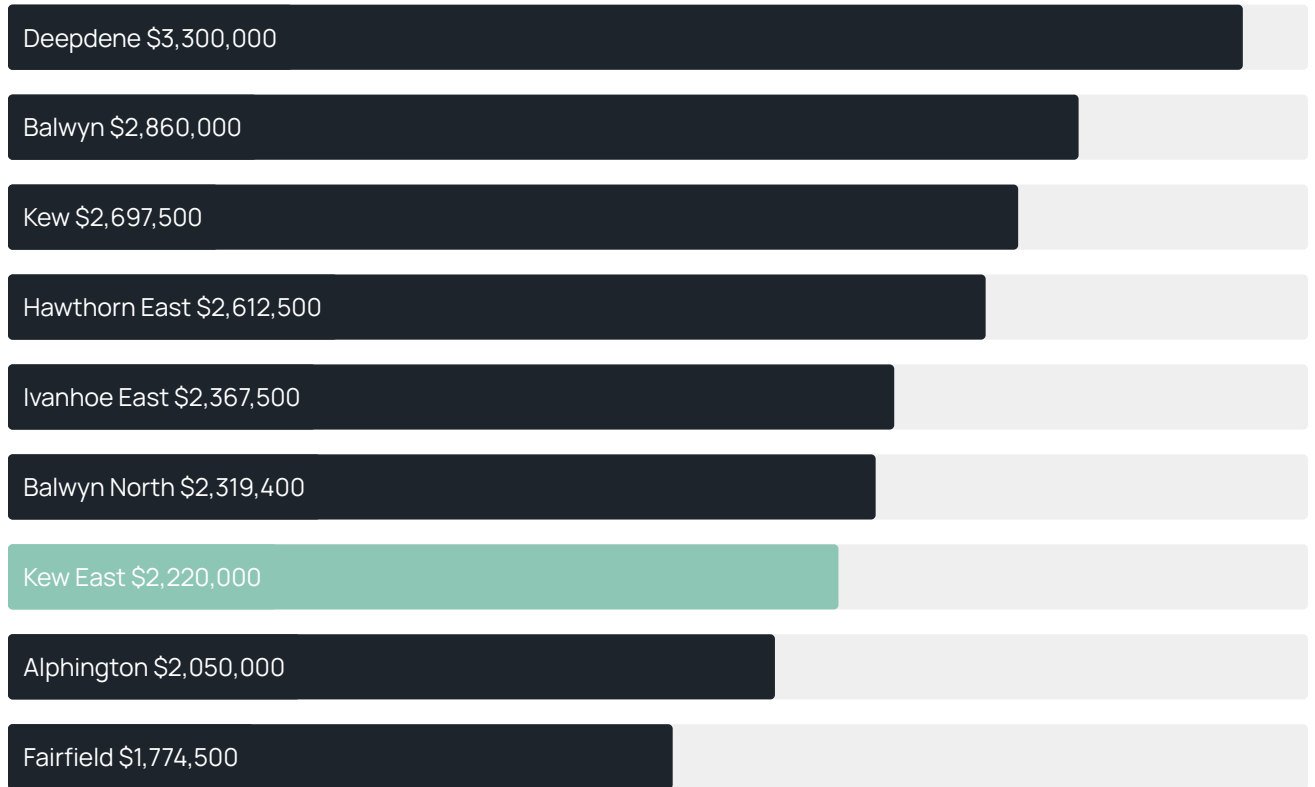
Quarterly price change

14.20% ↑

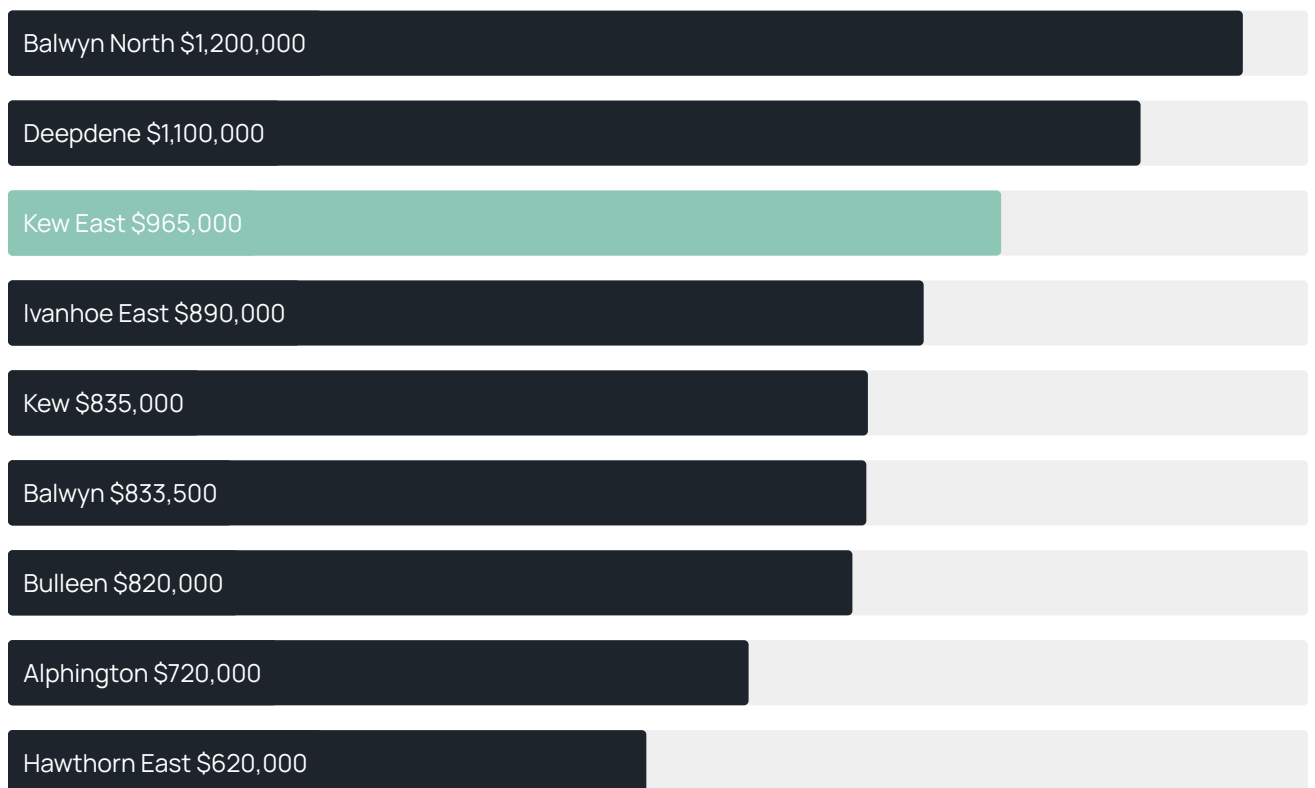
Quarterly price change¹



Median house price¹



Median unit price¹



Sale method²



● Auction 60%
● Private 40%

Auction clearance rate³

72.22%

Median days on market³

26 days

Jellis Craig average inspection attendance per listing⁴

26 groups

Average hold period¹

9.5 years

Dwelling type⁵



● Houses 66% ● Units 34%

Ownership⁵



● Owned outright 44% ● Mortgaged 36% ● Rented 20%

Population⁵

6,620

Median asking rent¹

\$1,000 per week

Population growth⁵

-0.23%

Rental yield¹

2.19%

Median age⁵

41 years











Median household size⁵

2.7 people











KEW EAST SUBURB REPORT

Recent Kew East sales











Discover a snapshot of the most recent results for this suburb, to view the full 12 months of sales history, please go to jellisCraig.com.au/suburb-reports

Address	Bedrooms	Type	Price	Sold
 64 Elm Gr Kew East	4	House	\$2,980,000	28 Mar 2026
 1/29 Clyde St Kew East	3	Unit	\$1,400,000	28 Mar 2026
 3/42 Westbrook St Kew East	2	Apartment	\$760,000	21 Mar 2026
 2/1236-1238 Old Burke Rd Kew East	3	Townhouse	\$1,130,000	05 Mar 2026
 35 Westbrook St Kew East	4	House	\$2,582,000	28 Feb 2026
 67 Baker Av Kew East	4	House	\$2,020,000	17 Feb 2026
 1489 Burke Rd Kew East	4	House	\$2,130,000	09 Feb 2026
 102/1375 Burke Rd Kew East	1	Strata Unit/Flat	\$445,000	05 Feb 2026
 8/2 Clyde St Kew East	3	Strata Unit/Flat	\$1,490,000	03 Feb 2026
 3/111 Kilby Rd Kew East	2	Strata Unit/Flat	\$660,000	22 Jan 2026

KEW EAST SUBURB REPORT

Address	Bedrooms	Type	Price	Sold
 147 Kilby Rd Kew East	4	House	\$2,000,000	16 Jan 2026
 2/24 Woodlands Av Kew East	2	Townhouse	\$915,000	15 Dec 2025
 3/32 Strathalbyn St Kew East	2	Unit	\$790,000	13 Dec 2025
 4/22 Belford Rd Kew East	4	Townhouse	\$1,600,000	10 Dec 2025
 3/92 Strathalbyn St Kew East	2	Unit	\$890,000	09 Dec 2025
 11 Baker Av Kew East	4	House	\$2,390,000	06 Dec 2025
 126 Normanby Rd Kew East	5	House	\$3,600,000	06 Dec 2025
 43 Baker Av Kew East	2	House	\$1,650,000	05 Dec 2025
 14 Minto St Kew East	5	House	\$2,868,000	05 Dec 2025
 2/30 Hartwood St Kew East	2	Apartment	\$700,000	04 Dec 2025

KEW EAST SUBURB REPORT

Address	Bedrooms	Type	Price	Sold
 2/13 Hartwood St Kew East	4	Flat/Unit/Apartment	\$1,500,000	04 Dec 2025
 1/1236 Old Burke Rd Kew East	3	Flat/Unit/Apartment	\$575,000	04 Dec 2025
 9 Fairway Dr Kew East	4	House	\$2,300,000	02 Dec 2025
 47 Oswin St Kew East	4	House	\$2,611,000	01 Dec 2025
 2/13 Irymple Av Kew East	3	Unit	\$1,517,000	26 Nov 2025
 4/77 Harp Rd Kew East	2	Unit	\$830,000	15 Nov 2025
 14 Kitchener St Kew East	4	House	\$2,450,000	08 Nov 2025
 1/121 Kilby Rd Kew East	3	Townhouse	\$1,800,000	08 Nov 2025
 18 Violet Gr Kew East	3	House	\$2,150,000	07 Nov 2025
 14 Oswin St Kew East	5	House	\$3,150,000	03 Nov 2025



Jellis Craig Hawthorn
Level 4, 248 Burwood Road, Hawthorn
03 9810 5000

Jellis Craig acknowledges and pays our respects to the Bunurong People, the Wadawurrung People, the Dja Dja Wurrung People and the Wurundjeri People as the Traditional Owners and original custodians of the lands on which Jellis Craig operates.

Data is current as of PDF generation date 01/04/2026

- 1 Property Data Online, updated quarterly for the past 12 months
- 2 Property Data Online, updated daily for the past 12 months
- 3 Property Data Online, updated daily for the past quarter
- 4 Jellis Craig's average inspection attendance per listing (houses) over the last 12 months, updated daily
- 5 2021 Australian Census
- 6 Property Data Online, updated daily

This publication contains data, analytics, statistics and other information supplied by PROPERTYDATAONLINE PTY LTD (PropertyData). The data provided in this publication is of a general nature and should not be construed as specific advice or relied upon in lieu of appropriate professional advice.

PropertyData relies upon data supplied by third parties and while the data is checked and reviewed, PropertyData does not warrant the accuracy or completeness of the information to the full extent permitted by the law and excludes all loss or damage howsoever arising (including through negligence) in connection with the data supplied by PropertyData. The State of Victoria owns the copyright in the Property Sales Data and reproduction of that data in any way without the consent of the State of Victoria will constitute a breach of the Copyright Act 1968 (cth). The State of Victoria does not warrant the accuracy or completeness of the Property Sales Data and any person using or relying upon such information does so on the basis that the State of Victoria accepts no responsibility or liability whatsoever for any errors, faults, defects or omissions in the information supplied.