



Kew East

# Suburb Report



Your connection to property insights



**JellisCraig**

KEW EAST SUBURB REPORT

Median house price<sup>1</sup>

Median

\$2.22m

Quarterly price change

0.00% ↓

Median unit price<sup>1</sup>

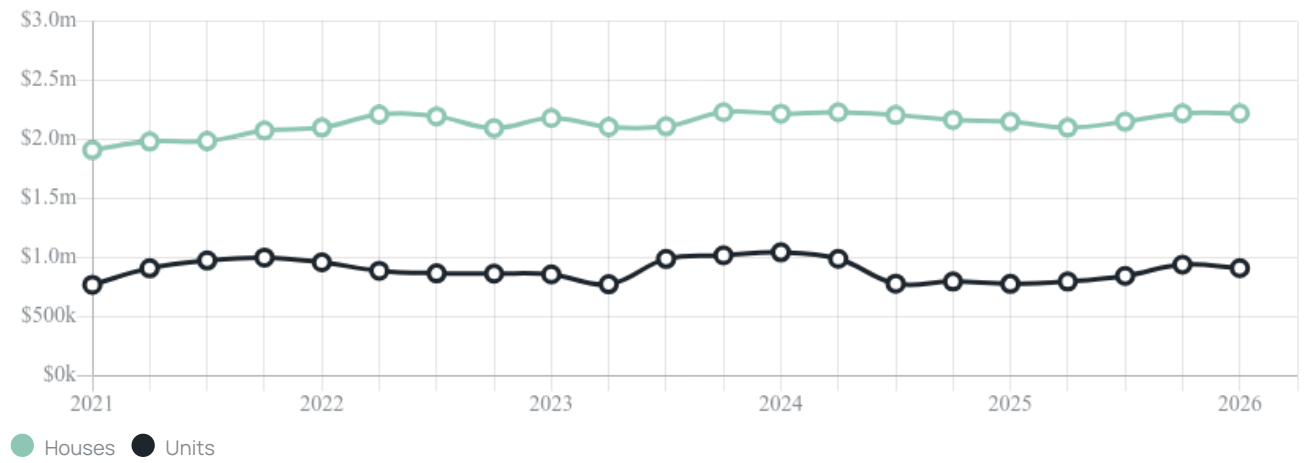
Median

\$911k

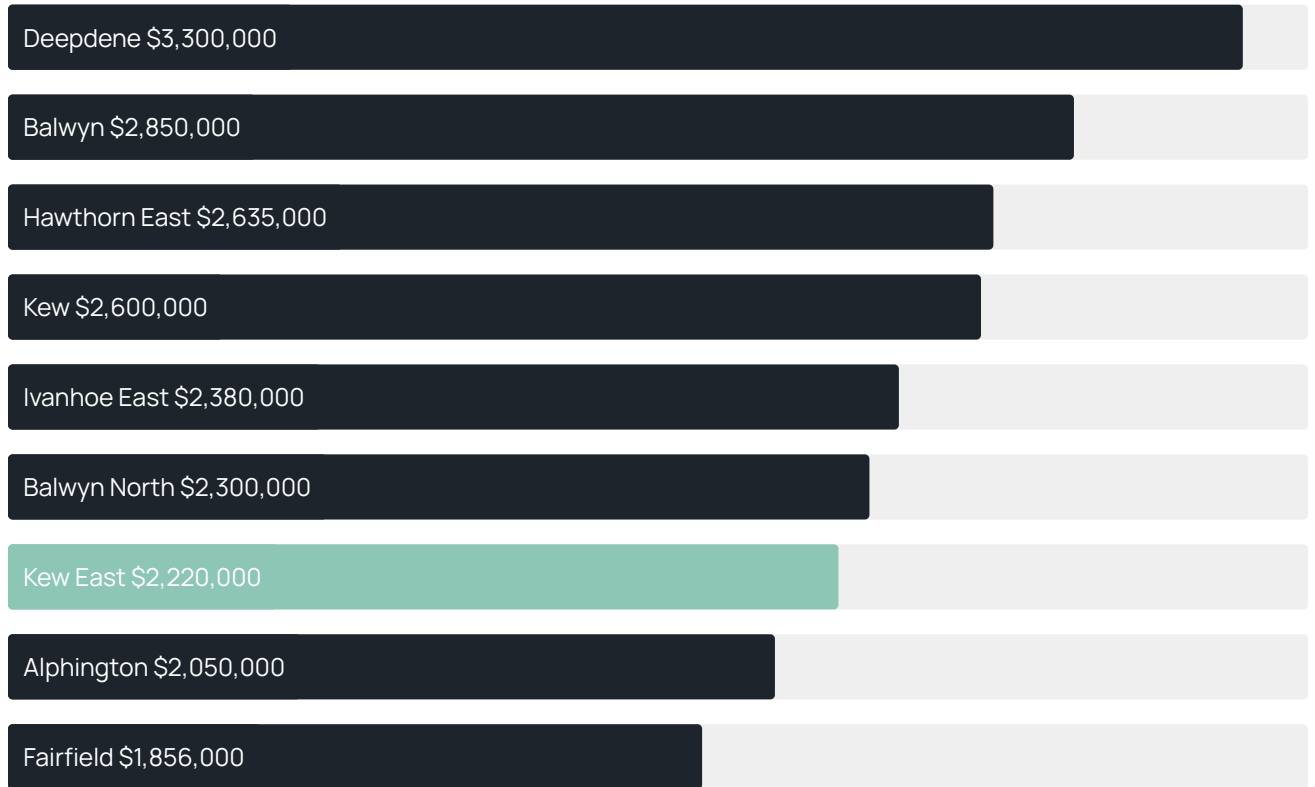
Quarterly price change

-3.13% ↓

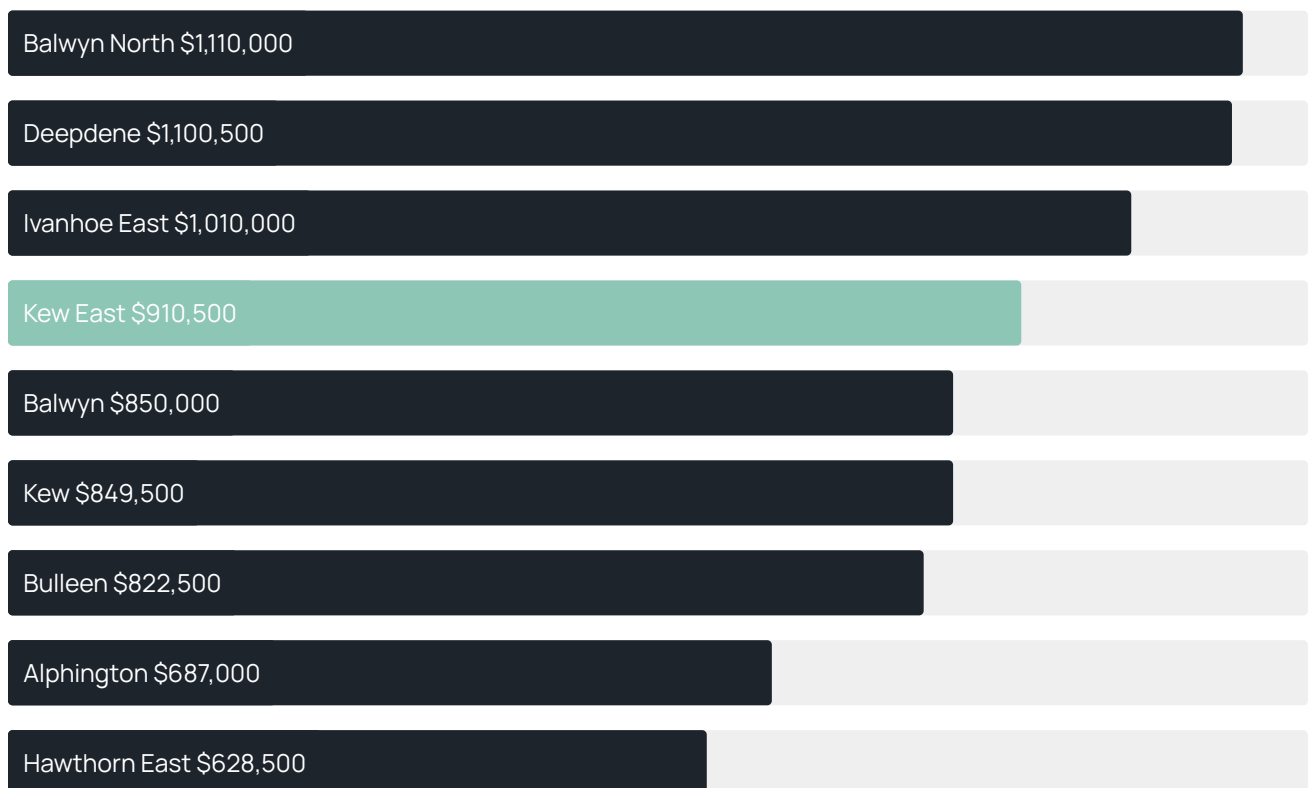
Quarterly price change<sup>1</sup>



### Median house price<sup>1</sup>



### Median unit price<sup>1</sup>



Sale method<sup>2</sup>



- Auction 71%
- Private 29%

Auction clearance rate<sup>3</sup>

65%

Median days on market<sup>3</sup>

27 days

Jellis Craig average inspection attendance per listing<sup>4</sup>

27 groups

Average hold period<sup>1</sup>

9.5 years

Dwelling type<sup>5</sup>



- Houses 66%
- Units 34%

Ownership<sup>5</sup>



- Owned outright 44%
- Mortgaged 36%
- Rented 20%

Population<sup>5</sup>

6,620

Median asking rent<sup>1</sup>

\$1,000 per week

Population growth<sup>5</sup>

-0.23%

Rental yield<sup>1</sup>

2.19%

Median age<sup>5</sup>

41 years











Median household size<sup>5</sup>

2.7 people











KEW EAST SUBURB REPORT

## Recent Kew East sales











Discover a snapshot of the most recent results for this suburb, to view the full 12 months of sales history, please go to [jellisraig.com.au/suburb-reports](http://jellisraig.com.au/suburb-reports)

Address	Bedrooms	Type	Price	Sold
 14A Clyde St Kew East	3	Townhouse	\$1,866,000	20 Jun 2026
 1/18 Woodlands Av Kew East	4	Townhouse	\$1,125,000	30 May 2026
 2/15 Valerie St KEW EAST	3	House	\$1,680,000	18 Apr 2026
 3/17 Westbrook St KEW EAST	2	Apartment	\$602,000	16 Apr 2026
 11/2 Clyde St Kew East	3	Flat/Unit/Apartment	\$1,400,000	07 Apr 2026
 3/2 Clyde St Kew East	3	Strata Unit/Flat	\$1,590,000	01 Apr 2026
 23 Namur St Kew East	4	House	\$3,035,000	31 Mar 2026
 64 Elm Gr Kew East	4	House	\$2,980,000	28 Mar 2026
 1/29 Clyde St Kew East	3	Unit	\$1,400,000	28 Mar 2026
 1/24 Strathalbyn St Kew East	3	Villa	\$1,460,000	22 Mar 2026

## KEW EAST SUBURB REPORT

Address	Bedrooms	Type	Price	Sold
 3/42 Westbrook St Kew East	2	Apartment	\$760,000	21 Mar 2026
 2 Cole Av Kew East	4	House	\$2,770,000	17 Mar 2026
 3/77 Harp Rd Kew East	2	Unit	\$820,000	13 Mar 2026
 14 Hamilton St Kew East	4	House	\$2,550,000	11 Mar 2026
 2/1236-1238 Old Burke Rd Kew East	3	Townhouse	\$1,130,000	05 Mar 2026
 2/1236 Old Burke Rd Kew East	3	Flat/Unit/Apartment	\$1,130,000	05 Mar 2026
 8 Baker Av Kew East	3	House	\$2,100,000	05 Mar 2026
 35 Westbrook St Kew East	4	House	\$2,582,000	28 Feb 2026
 3/595 High St Kew East	3	Townhouse	\$1,270,000	28 Feb 2026
 67 Baker Av Kew East	4	House	\$2,020,000	17 Feb 2026

## KEW EAST SUBURB REPORT

Address	Bedrooms	Type	Price	Sold
 1489 Burke Rd Kew East	4	House	\$2,130,000	09 Feb 2026
 102/1375 Burke Rd Kew East	1	Strata Unit/Flat	\$445,000	05 Feb 2026
 8/2 Clyde St Kew East	3	Strata Unit/Flat	\$1,490,000	03 Feb 2026
 122 Kilby Rd Kew East	4	House	\$1,920,000	27 Jan 2026
 34 Baker Av Kew East	5	House	\$2,750,000	22 Jan 2026
 3/111 Kilby Rd Kew East	2	Strata Unit/Flat	\$660,000	22 Jan 2026
 147 Kilby Rd Kew East	4	House	\$2,000,000	16 Jan 2026
 2/24 Woodlands Av Kew East	2	Townhouse	\$915,000	15 Dec 2025
 3/32 Strathalbyn St Kew East	2	Unit	\$790,000	13 Dec 2025
 20 Kilby Rd Kew East	5	House	\$1,800,000	11 Dec 2025



**Jellis Craig Hawthorn**  
Level 4, 248 Burwood Road, Hawthorn  
03 9810 5000

Jellis Craig acknowledges and pays our respects to the Bunurong People, the Wadawurrung People, the Dja Dja Wurrung People and the Wurundjeri People as the Traditional Owners and original custodians of the lands on which Jellis Craig operates.

---

Data is current as of PDF generation date 01/07/2026

- 1 Property Data Online, updated quarterly for the past 12 months
- 2 Property Data Online, updated daily for the past 12 months
- 3 Property Data Online, updated daily for the past quarter
- 4 Jellis Craig's average inspection attendance per listing (houses) over the last 12 months, updated daily
- 5 2021 Australian Census
- 6 Property Data Online, updated daily

This publication contains data, analytics, statistics and other information supplied by PROPERTYDATAONLINE PTY LTD (PropertyData). The data provided in this publication is of a general nature and should not be construed as specific advice or relied upon in lieu of appropriate professional advice.

PropertyData relies upon data supplied by third parties and while the data is checked and reviewed, PropertyData does not warrant the accuracy or completeness of the information to the full extent permitted by the law and excludes all loss or damage howsoever arising (including through negligence) in connection with the data supplied by PropertyData. The State of Victoria owns the copyright in the Property Sales Data and reproduction of that data in any way without the consent of the State of Victoria will constitute a breach of the Copyright Act 1968 (cth). The State of Victoria does not warrant the accuracy or completeness of the Property Sales Data and any person using or relying upon such information does so on the basis that the State of Victoria accepts no responsibility or liability whatsoever for any errors, faults, defects or omissions in the information supplied.