



Kingsbury

Suburb Report



Your connection to property insights



JellisCraig

KINGSBURY SUBURB REPORT

Median house price¹

Median

\$869k

Quarterly price change

1.93% ↑

Median unit price¹

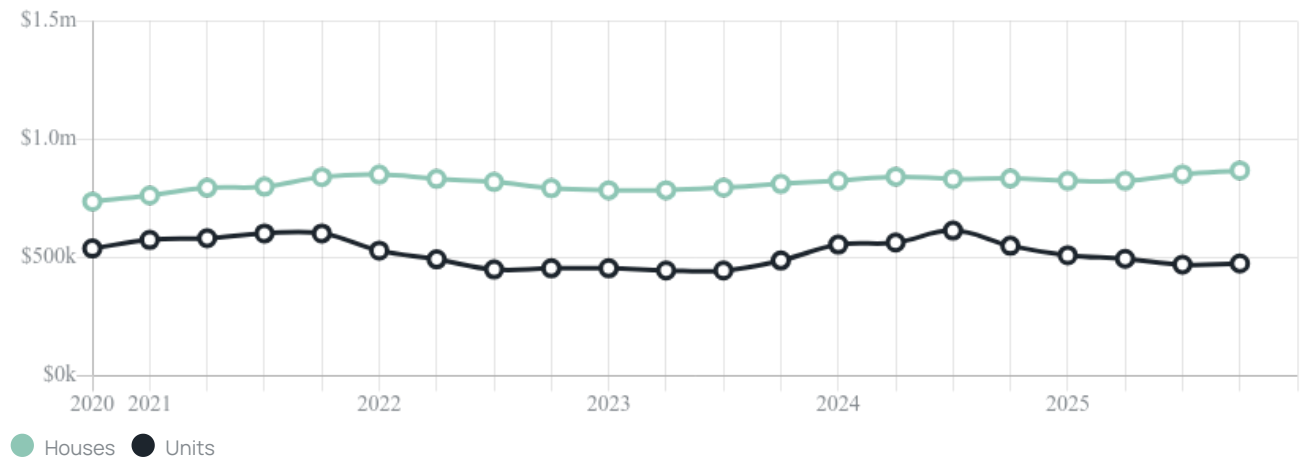
Median

\$475k

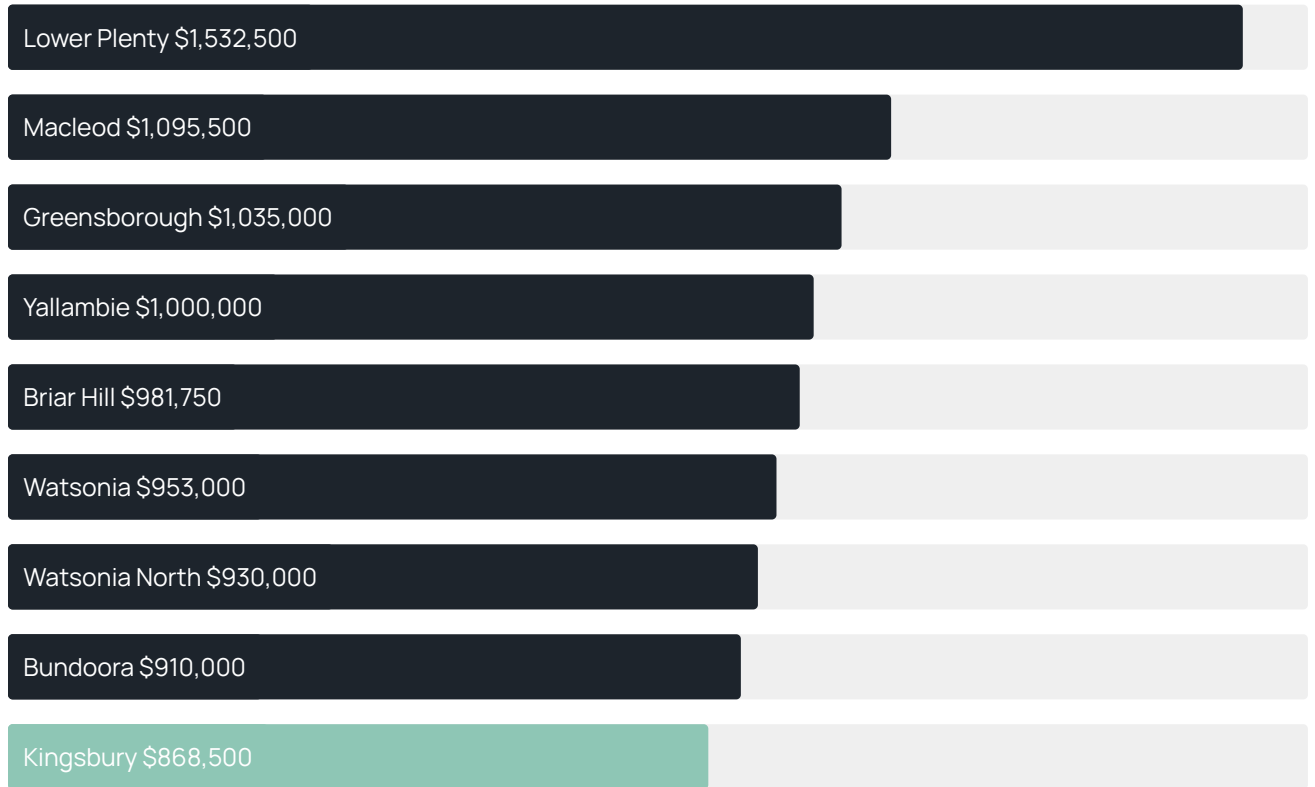
Quarterly price change

1.06% ↑

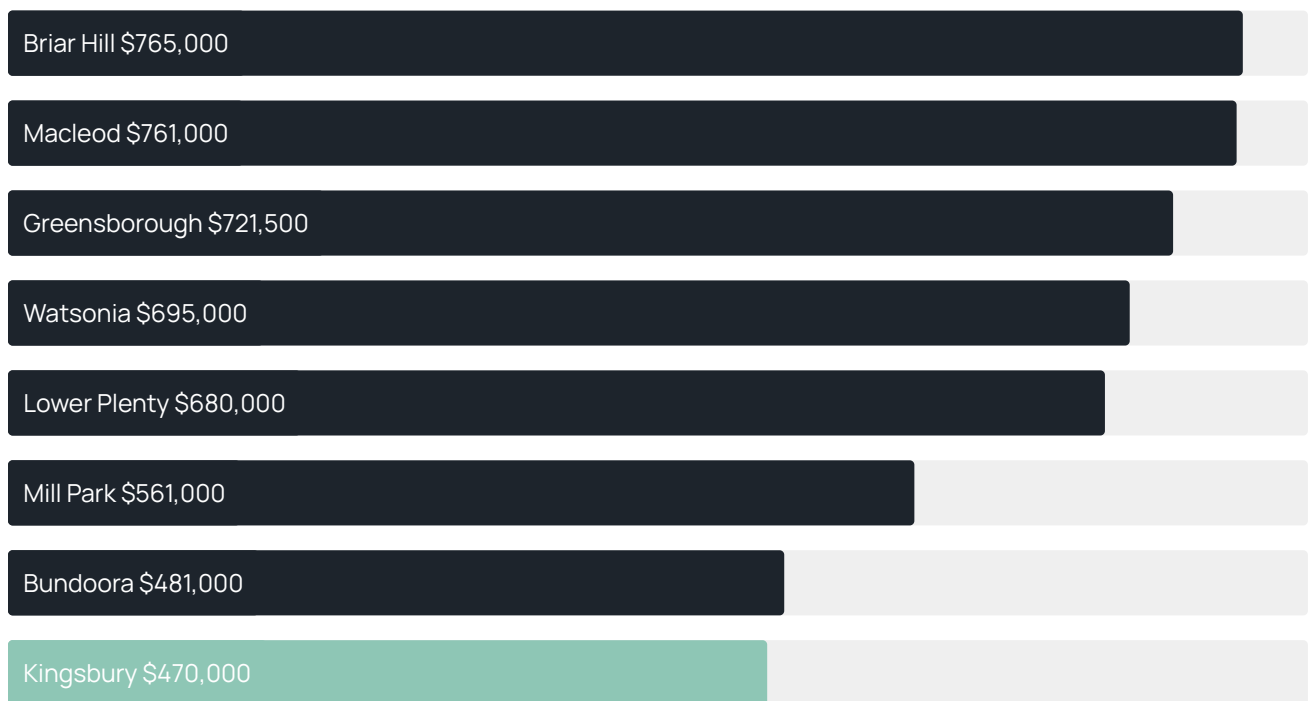
Quarterly price change¹



Median house price¹



Median unit price¹



Sale method²



- Auction 50%
- Private 50%

Auction clearance rate³

75%

Median days on market³

27 days

Jellis Craig average inspection attendance per listing⁴

27 groups

Average hold period¹

6.8 years

Dwelling type⁵



- Houses 66%
- Units 34%

Ownership⁵



- Owned outright 35%
- Mortgaged 26%
- Rented 39%

Population⁵

3,460

Median asking rent¹

\$550 per week

Population growth⁵

-8.47%

Rental yield¹

3.44%

Median age⁵

34 years











Median household size⁵

2.4 people











KINGSBURY SUBURB REPORT

Recent Kingsbury sales











Discover a snapshot of the most recent results for this suburb, to view the full 12 months of sales history, please go to jellisraig.com.au/suburb-reports

Address	Bedrooms	Type	Price	Sold
 4 Green Av Kingsbury	3	House	\$765,000	28 Mar 2026
 3/37 Cash St KINGSBURY	1	Unit	\$497,000	21 Mar 2026
 1/17 Cash St Kingsbury	2	Townhouse	\$761,000	20 Mar 2026
 23 Oconnell St Kingsbury	3	House	\$852,000	19 Mar 2026
 2/30 Scott Gr Kingsbury	3	Townhouse	\$720,000	14 Mar 2026
 2/29 Dunne St Kingsbury	2	Townhouse	\$694,000	13 Mar 2026
 2/1-3 Keats Av Kingsbury	2	Villa	\$625,000	03 Mar 2026
 1/37 Clunes St Kingsbury	3	House	\$837,000	28 Feb 2026
 82 Scott Gr Kingsbury	3	House	\$890,000	23 Feb 2026
 52B Flag St Kingsbury	3	House	\$1,100,000	21 Feb 2026

KINGSBURY SUBURB REPORT

Address	Bedrooms	Type	Price	Sold
 2/37 Cash St KINGSBURY	1	Unit	\$440,000	12 Feb 2026
 2/25 Clunes St Kingsbury	2	Townhouse	\$590,000	28 Jan 2026
 3/17 Cash St Kingsbury	2	Townhouse	\$685,000	19 Jan 2026
 1/1023 Plenty Rd Kingsbury	1	Apartment	\$321,000	15 Jan 2026
 3/28 Cash St Kingsbury	2	Unit	\$675,000	20 Dec 2025
 88b Scott Gr Kingsbury	4	House	\$1,130,000	16 Dec 2025
 28 Bunker Av Kingsbury	3	House	\$920,000	15 Dec 2025
 3/7 Curtain St Kingsbury	1	Unit	\$350,000	12 Dec 2025
 6 Ellerslie St Kingsbury	3	House	\$892,000	06 Dec 2025
 18 Scott Gr Kingsbury	5	House	\$920,000	22 Nov 2025

KINGSBURY SUBURB REPORT

Address	Bedrooms	Type	Price	Sold
 37 Scott Gr KINGSBURY	3	House	\$950,000	20 Nov 2025
 2/8 Garden Cl Kingsbury	3	House	\$908,000	15 Nov 2025
 2 Campbell St Kingsbury	3	House	\$896,000	13 Nov 2025
 7 Golf Av Kingsbury	3	House	\$861,500	08 Nov 2025
 14 Parkhaven Av Kingsbury	3	House	\$1,025,000	08 Nov 2025
 19 Scott Gr Kingsbury	4	House	\$965,000	08 Nov 2025
 45 Flag St Kingsbury	3	House	\$790,000	04 Nov 2025
 60 Green Av Kingsbury	3	House	\$950,000	01 Nov 2025
 14/1031 Plenty Rd Kingsbury	2	Apartment	\$377,000	31 Oct 2025
 94 Scott Gr Kingsbury	2	House	\$600,000	27 Oct 2025



Jellis Craig Greensborough
Shop 3, Ground Floor, 68 Main Street, Greensborough
03 9432 1444

Jellis Craig acknowledges and pays our respects to the Bunurong People, the Wadawurrung People, the Dja Dja Wurrung People and the Wurundjeri People as the Traditional Owners and original custodians of the lands on which Jellis Craig operates.

Data is current as of PDF generation date 01/04/2026

- 1 Property Data Online, updated quarterly for the past 12 months
- 2 Property Data Online, updated daily for the past 12 months
- 3 Property Data Online, updated daily for the past quarter
- 4 Jellis Craig's average inspection attendance per listing (houses) over the last 12 months, updated daily
- 5 2021 Australian Census
- 6 Property Data Online, updated daily

This publication contains data, analytics, statistics and other information supplied by PROPERTYDATAONLINE PTY LTD (PropertyData). The data provided in this publication is of a general nature and should not be construed as specific advice or relied upon in lieu of appropriate professional advice.

PropertyData relies upon data supplied by third parties and while the data is checked and reviewed, PropertyData does not warrant the accuracy or completeness of the information to the full extent permitted by the law and excludes all loss or damage howsoever arising (including through negligence) in connection with the data supplied by PropertyData. The State of Victoria owns the copyright in the Property Sales Data and reproduction of that data in any way without the consent of the State of Victoria will constitute a breach of the Copyright Act 1968 (cth). The State of Victoria does not warrant the accuracy or completeness of the Property Sales Data and any person using or relying upon such information does so on the basis that the State of Victoria accepts no responsibility or liability whatsoever for any errors, faults, defects or omissions in the information supplied.